



US00D910468S

(12) **United States Design Patent**
Liu et al.

(10) **Patent No.:** **US D910,468 S**
(45) **Date of Patent:** **** Feb. 16, 2021**

(54) **THERMOMETER**

(71) Applicant: **SHENZHEN QIANHAI PATUOXUN NETWORK AND TECHNOLOGY CO., LTD**, Shenzhen (CN)

(72) Inventors: **Xianwei Liu**, Shenzhen (CN); **Weifan Su**, Shenzhen (CN)

(73) Assignee: **SHENZHEN QIANHAI PATUOXUN NETWORK AND TECHNOLOGY CO., LTD**, Shenzhen (CN)

(**) Term: **15 Years**

(21) Appl. No.: **29/744,369**

(22) Filed: **Jul. 28, 2020**

(51) **LOC (13) Cl.** **10-04**

(52) **U.S. Cl.**
USPC **D10/57**

(58) **Field of Classification Search**
USPC D10/57
CPC G01K 1/02; G01K 1/022; G01K 1/024;
G01K 1/08; G01K 1/083; G01K 1/086;
G01K 3/00-3/14; G01K 2003/145; G01K
13/002; G01K 13/004; G01K 2219/00;
G01K 5/04-5/225; G01K 5/22; G01K
221/00

See application file for complete search history.

(56) **References Cited**

U.S. PATENT DOCUMENTS

D809,945 S * 2/2018 Prommel D10/57
D837,668 S * 1/2019 Zou D10/57

D852,653 S * 7/2019 Zou D10/57
D853,253 S * 7/2019 Zuo D10/57
D858,320 S * 9/2019 Wang D10/57
D860,831 S 9/2019 Zou
D871,934 S 1/2020 Wu
D884,496 S * 5/2020 Zhang D10/57
D884,498 S * 5/2020 Yi D10/57
D888,590 S * 6/2020 Wang D10/57
D898,593 S * 10/2020 Peng D10/57
D904,907 S * 12/2020 Peng D10/57

* cited by examiner

Primary Examiner — Antoine Duval Davis

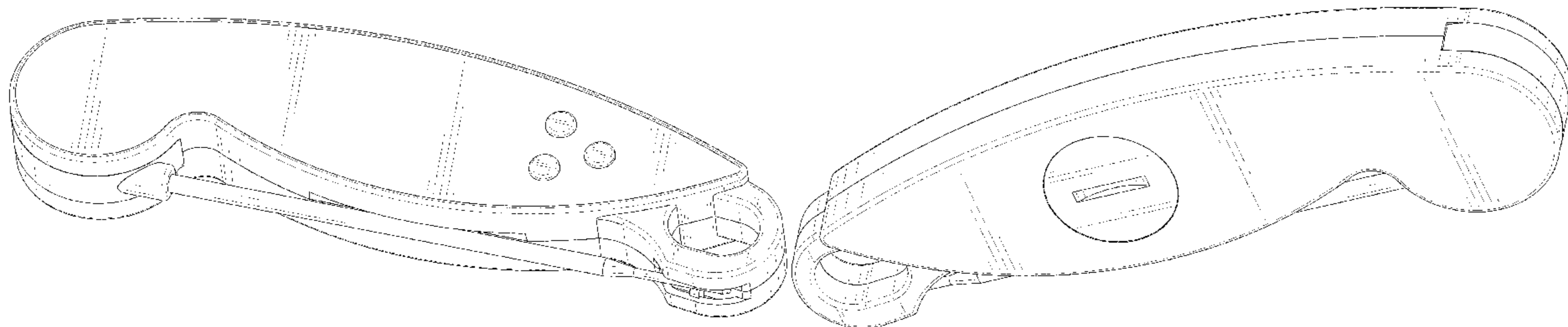
(57) **CLAIM**

The ornamental design for a thermometer, as shown and described.

DESCRIPTION

FIG. 1 is a perspective view of a thermometer showing my new design;
FIG. 2 is another perspective view thereof;
FIG. 3 is a front elevational view thereof;
FIG. 4 is a rear elevational view thereof;
FIG. 5 is a left side elevational view thereof;
FIG. 6 is a right side elevational view thereof;
FIG. 7 is a top plan view thereof; and,
FIG. 8 is a bottom plan view thereof.
The broken lines in the drawings depict portions of the thermometer that form no part of the claimed design.

1 Claim, 8 Drawing Sheets



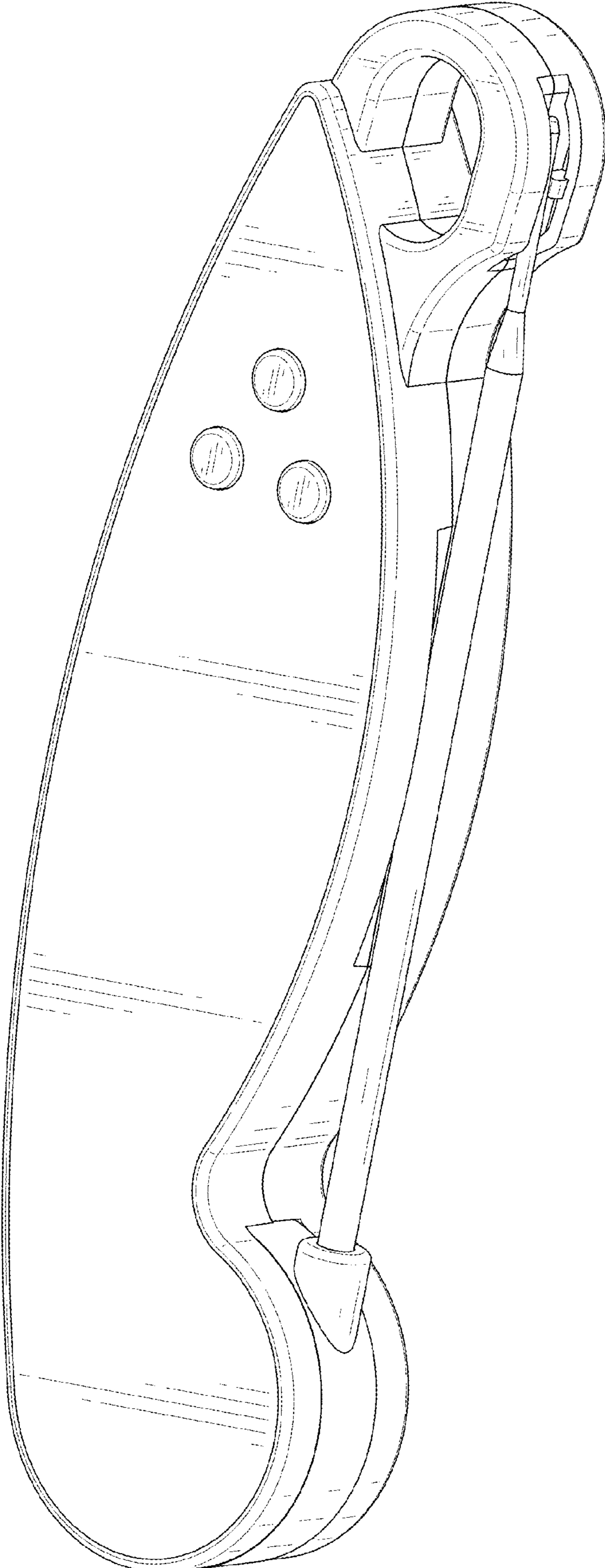


FIG. 1

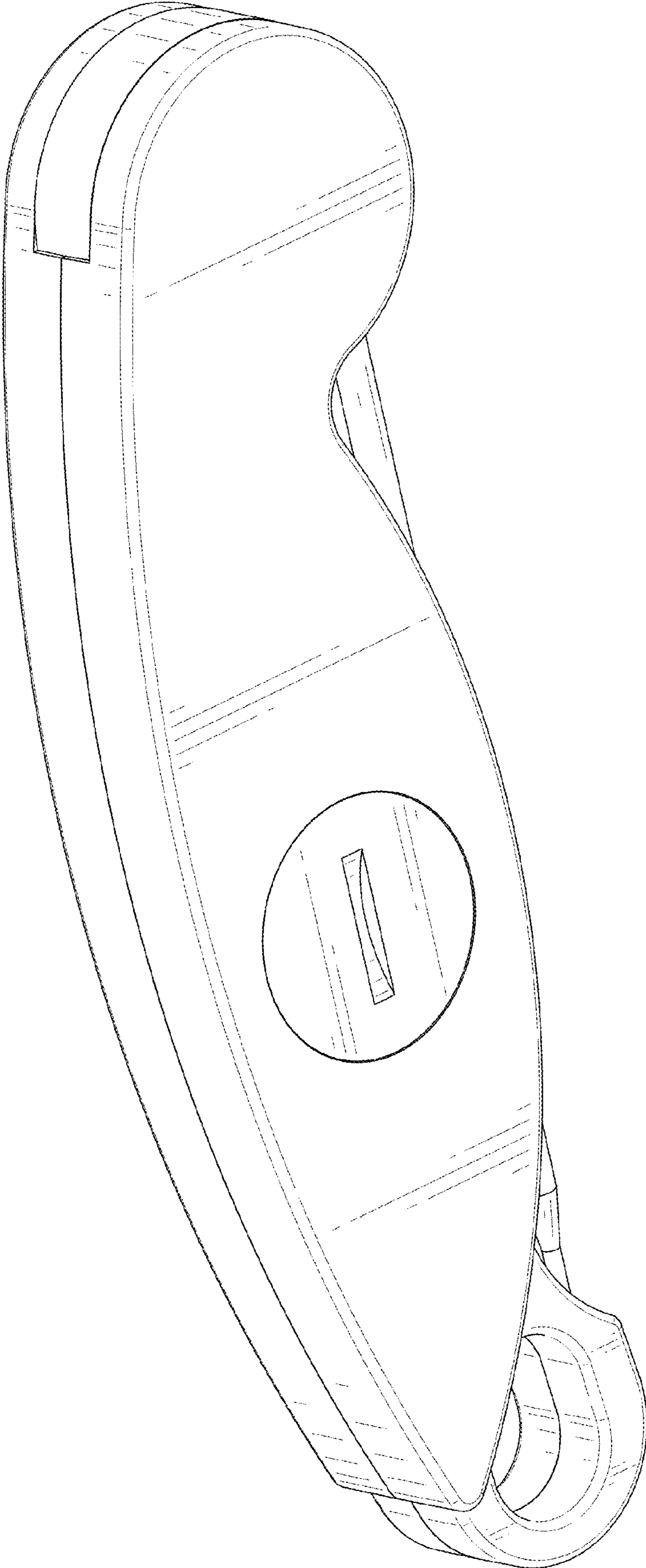


FIG. 2

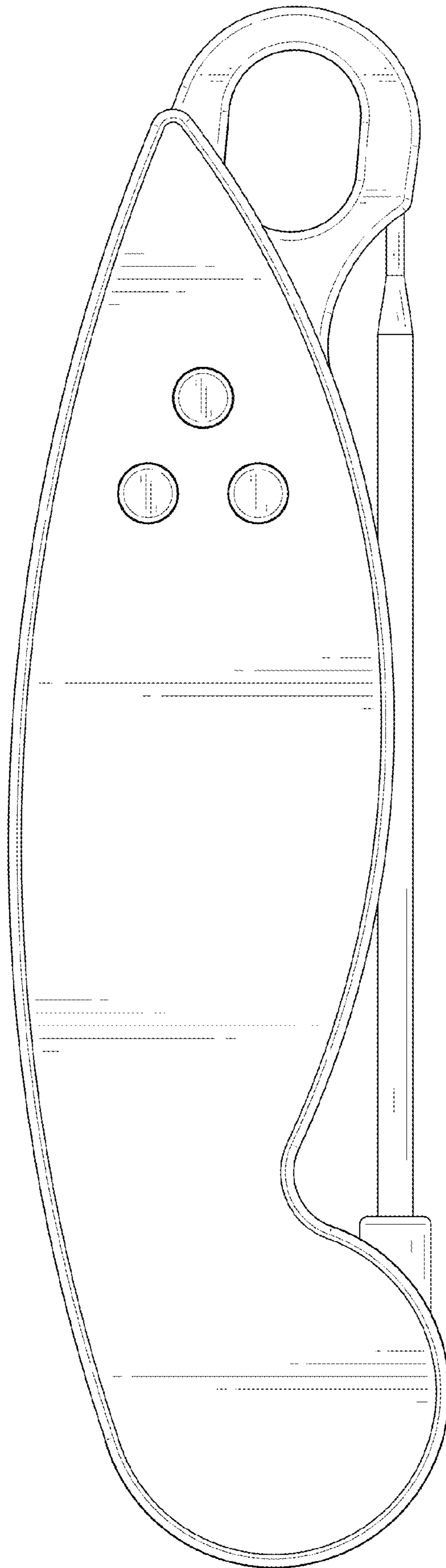


FIG. 3

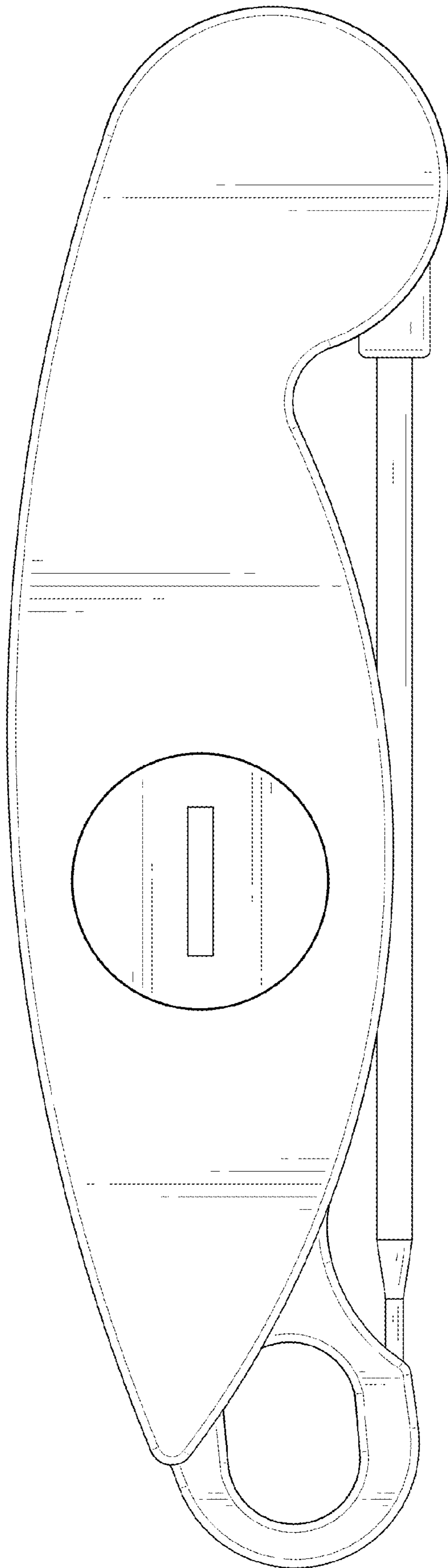


FIG. 4

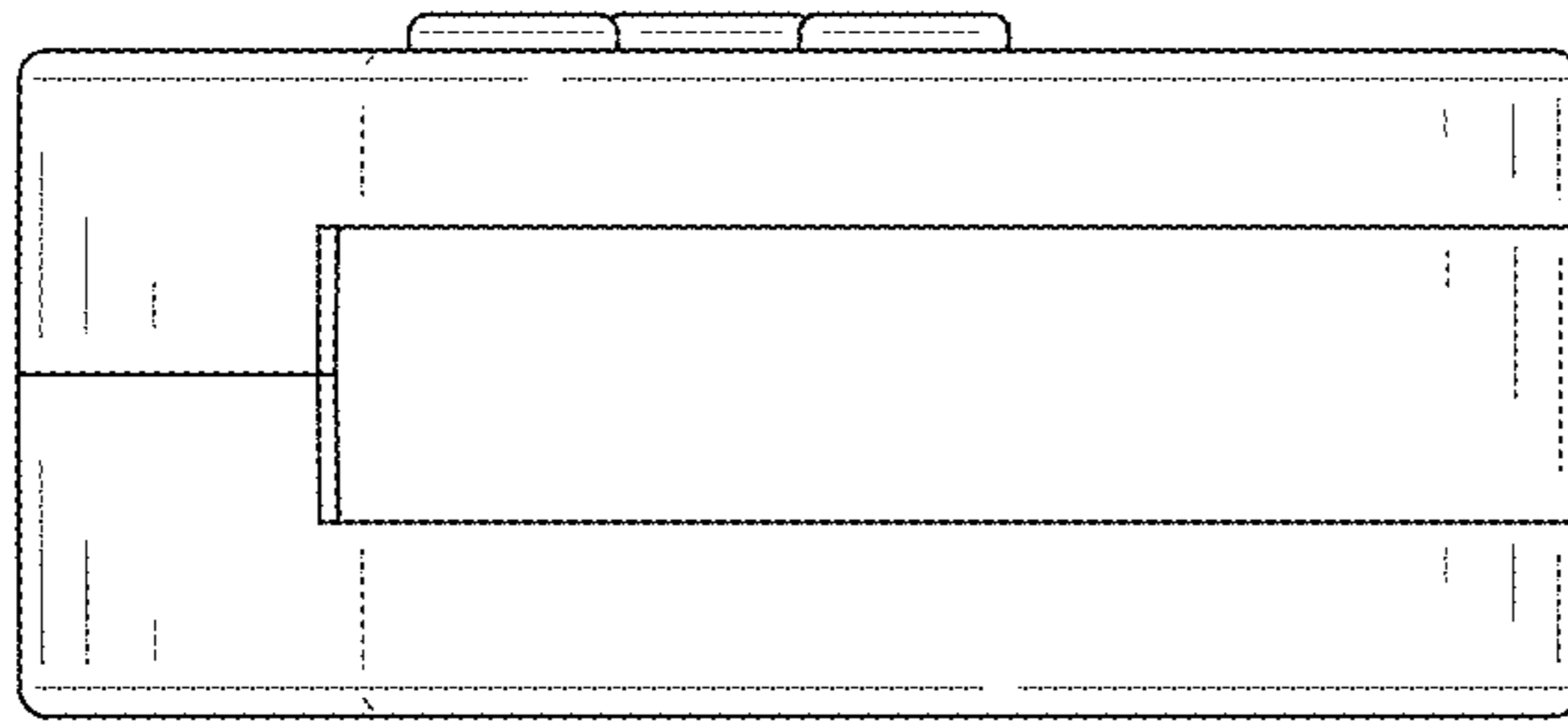


FIG. 5

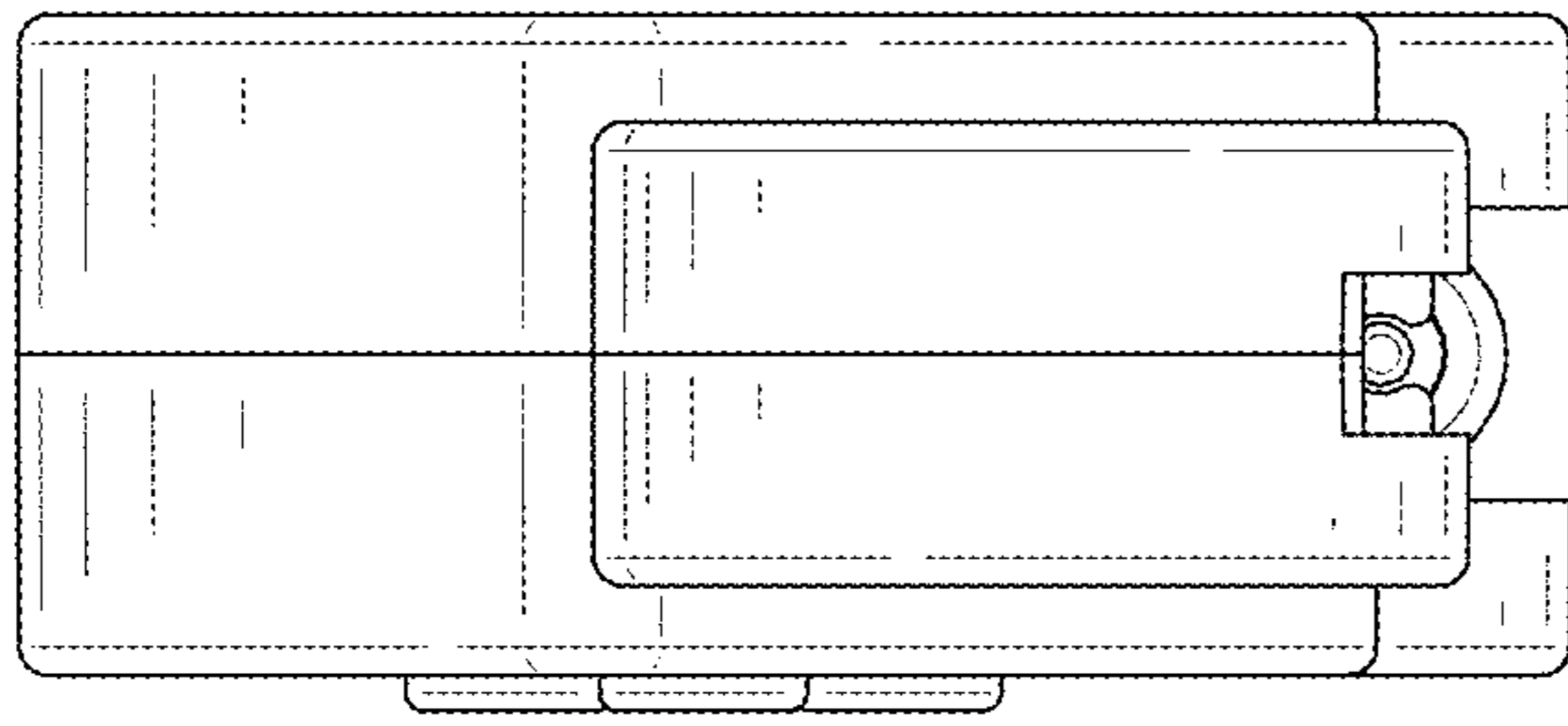


FIG. 6




FIG. 7




FIG. 8