



US00D910461S

(12) **United States Design Patent** (10) **Patent No.:** **US D910,461 S**
Mishkin (45) **Date of Patent:** **** Feb. 16, 2021**

(54) **STEAM BAG**

B65D 81/343; B65D 81/3438; B65D 81/3461; B65D 81/3266; A45C 3/04; A45C 3/10

(71) Applicant: **MISHKIN HOLDINGS, LLC**,
Pembroke Park, FL (US)

See application file for complete search history.

(72) Inventor: **Saul Mishkin**, Pembroke Park Road,
FL (US)

(56)

References Cited

(73) Assignee: **MISHKIN HOLDINGS LLC**,
Pembroke Park, FL (US)

U.S. PATENT DOCUMENTS

(**) Term: **15 Years**

| | | | |
|--------------|--------|----------------|--------|
| D270,618 S * | 9/1983 | Shillman | D9/707 |
| D452,819 S * | 1/2002 | Berman | D9/707 |
| D573,404 S * | 7/2008 | Wahl | D7/509 |
| D817,773 S * | 5/2018 | Kim | D9/643 |
| D847,000 S * | 4/2019 | Arzano | D9/707 |
| D881,019 S * | 4/2020 | Recchia | D9/709 |

(21) Appl. No.: **29/737,152**

(22) Filed: **Jun. 5, 2020**

OTHER PUBLICATIONS

Related U.S. Application Data

Heater Meals, How Self-Heating Works, 2013.

(63) Continuation-in-part of application No. 15/188,053,
filed on Jun. 21, 2016.

* cited by examiner

(51) **LOC (13) Cl.** **09-05**

Primary Examiner — Abraham Bahta

(52) **U.S. Cl.**
USPC **D9/707**

(74) *Attorney, Agent, or Firm* — Malloy & Malloy, P.L.;
Peter A. Matos

(58) **Field of Classification Search**

(57)

CLAIM

USPC D9/702-714, 719, 738-740, 517-518,
D9/522, 416, 435, 444, 460, 455, 414,
D9/499, 431-432; D7/560-562;
206/434, 426-427, 429-430, 485, 485.1,
206/499, 508, 431, 418-422, 588-594;
229/117.3, 185, 121, 122, 200, 207, 236,
229/87.01; 220/23.83; 150/100-118;
294/137, 152; 383/6, 10, 14, 20, 40, 33,
383/104-105, 117, 108, 120, 93, 121.1,
383/127; 428/34.3

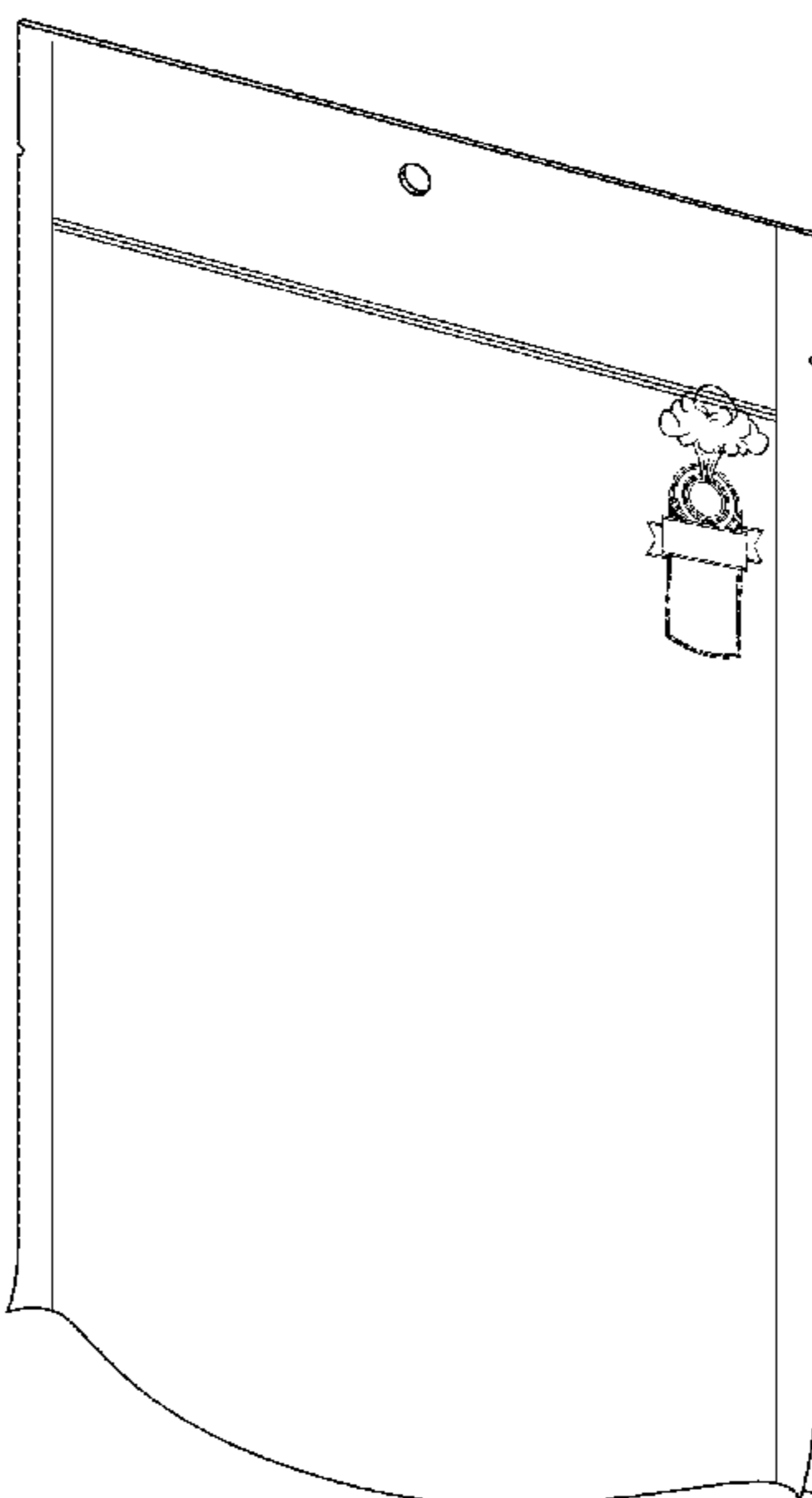
CPC B65D 33/00; B65D 33/06; B65D 33/065;
B65D 33/14; B65D 33/1683; B65D
33/12; B65D 33/04; B65D 33/16; B65D
33/008; B65D 33/01; B65D 31/00; B65D
31/04; B65D 31/10; B65D 85/00; B65D
81/24; B65D 81/34; B65D 81/3415;

The ornamental design for a steam bag, as shown and described.

DESCRIPTION

FIG. 1 is a front perspective view illustrating my design for a steam bag;
FIG. 2 is a front elevation view thereof;
FIG. 3 is a right side view thereof;
FIG. 4 is a top view thereof;
FIG. 5 is a left side view thereof;
FIG. 6 is a bottom view thereof; and,
FIG. 7 is a rear view thereof.

1 Claim, 7 Drawing Sheets






FIG. 1




FIG. 2

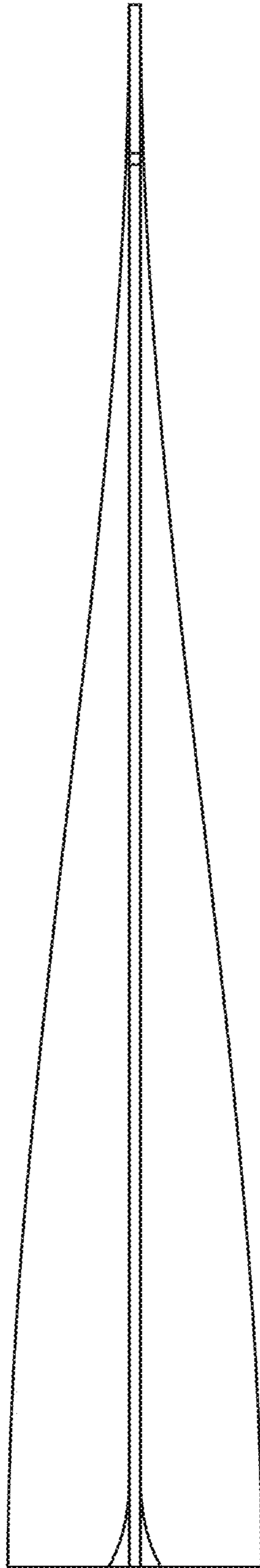


FIG. 3

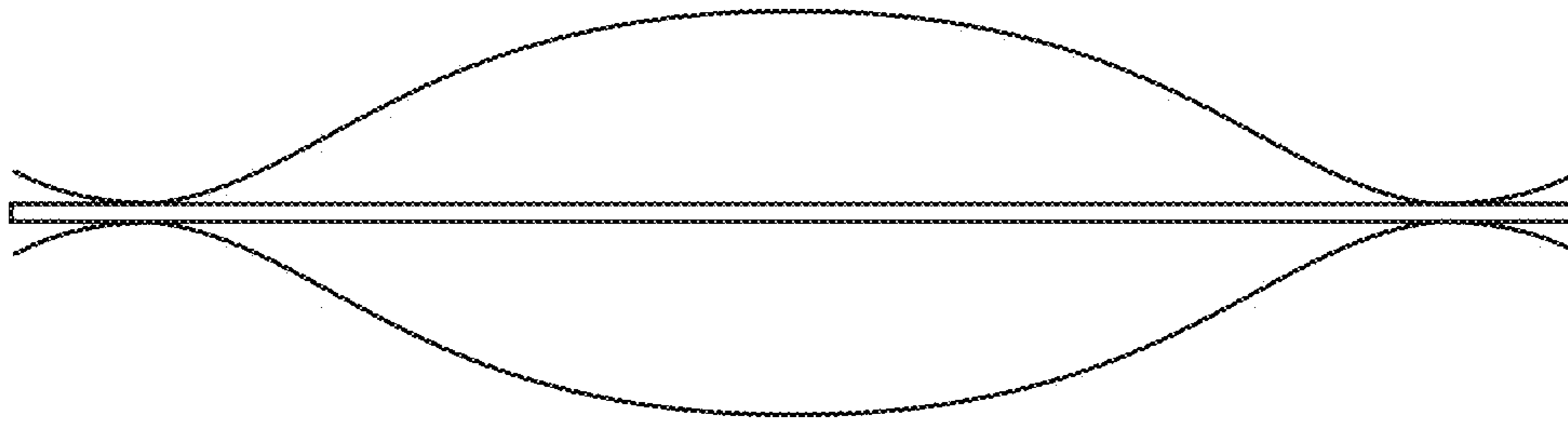


FIG. 4

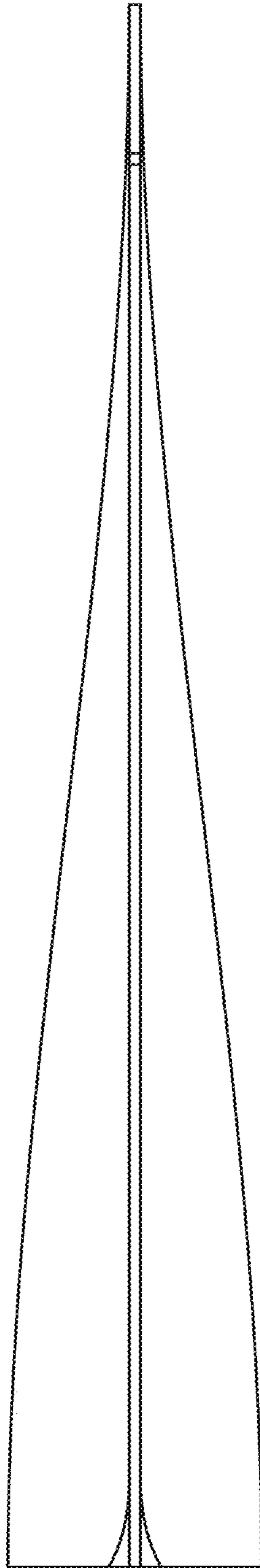


FIG. 5

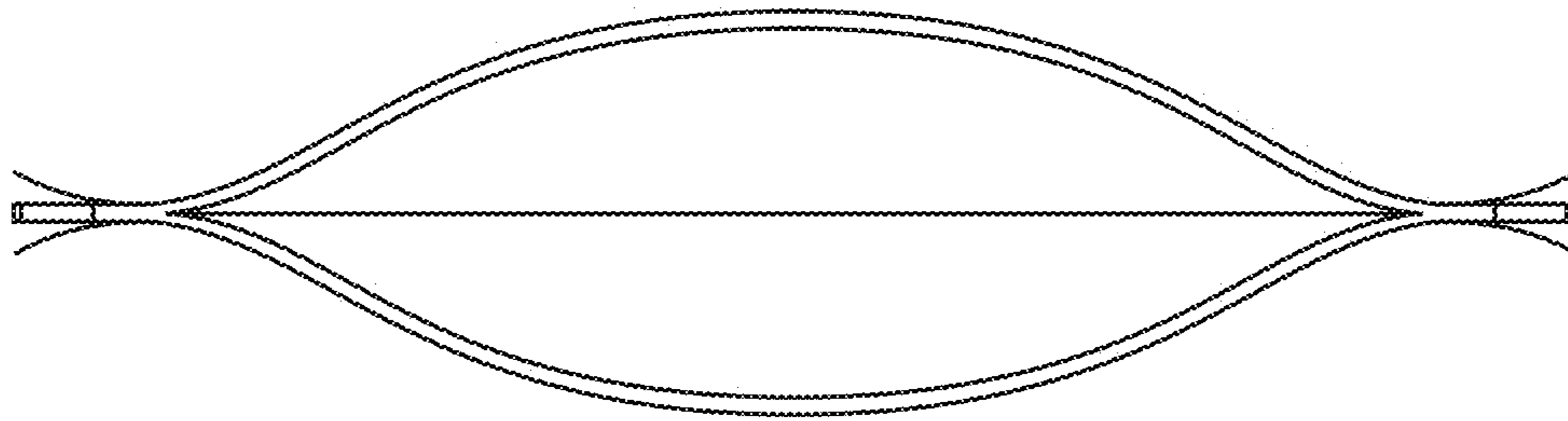


FIG. 6




FIG. 7