

US00D910416S

(12) **United States Design Patent** (10) **Patent No.:** **US D910,416 S**  
**Smither** (45) **Date of Patent:** **\*\* Feb. 16, 2021**

(54) **SHAPED PROTECTIVE COVER FOR A DOOR PUSH BAR**

(71) Applicant: **Kevin S. Smither**, Boca Raton, FL (US)

(72) Inventor: **Kevin S. Smither**, Boca Raton, FL (US)

(73) Assignee: **PROTECBAR, LLC**, Louisville, KY (US)

(\*\*) Term: **15 Years**

(21) Appl. No.: **29/720,053**

(22) Filed: **Jan. 9, 2020**

(51) **LOC (13) Cl.** ..... **08-06**

(52) **U.S. Cl.**  
USPC ..... **D8/322**

(58) **Field of Classification Search**  
USPC ..... D8/315-322, 343, 300, 301, 349, 400  
CPC ..... A45C 13/22; A45C 13/28; A45C 13/26;  
E05B 1/0066; E05B 65/1059; B25G 1/10;  
B24B 29/06; E06B 7/285  
See application file for complete search history.

(56) **References Cited**

**U.S. PATENT DOCUMENTS**

D328,812 S \* 8/1992 Pritchett ..... D34/27  
D360,346 S \* 7/1995 Huttner ..... D8/321  
D409,902 S \* 5/1999 Salvucci ..... D8/403

D722,859 S \* 2/2015 Smither ..... D8/322  
D766,065 S \* 9/2016 Smither ..... D8/322  
D770,878 S \* 11/2016 Smither ..... D8/322  
D784,789 S \* 4/2017 Smither ..... D8/322  
10,787,839 B2 \* 9/2020 Fattouche ..... E05B 1/0061

\* cited by examiner

*Primary Examiner* — Keli L Hill

*Assistant Examiner* — Harold E Blackwell, II

(74) *Attorney, Agent, or Firm* — Dentons Bingham Greenebaum LLP; Brian W. Chellgren

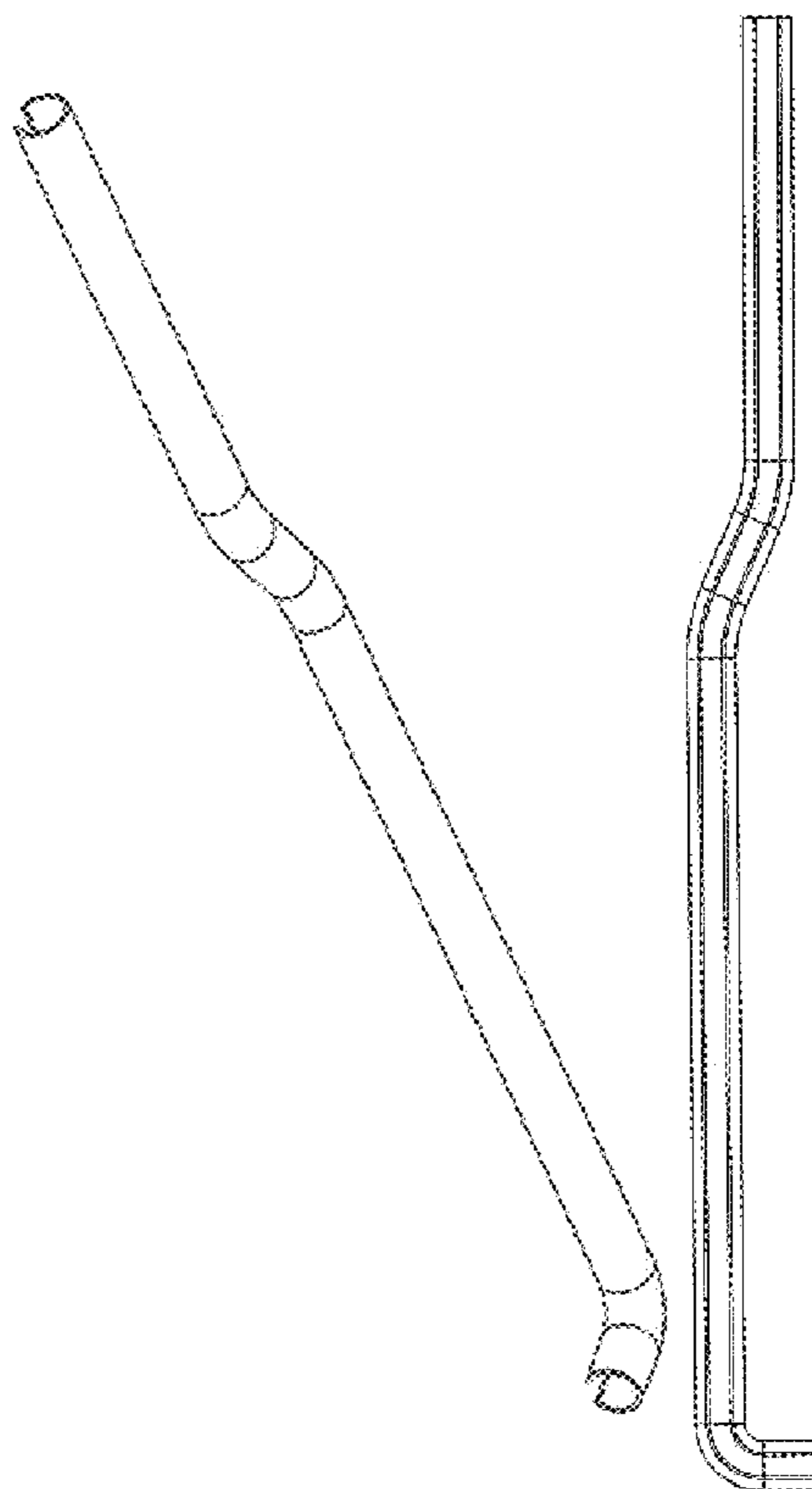
(57) **CLAIM**

The ornamental design for a shaped protective cover for a door push bar, as shown and described.

**DESCRIPTION**

FIG. 1 is a rear left perspective view of a shaped protective cover for a door push bar of the present design; FIG. 2 is a rear right perspective view of the shaped protective cover for a door push bar of the present design; FIG. 3 is a top view of the shaped protective cover for a door push bar of the present design; FIG. 4 is a rear view of the shaped protective cover for a door push bar of the present design; FIG. 5 is a bottom view of the shaped protective cover for a door push bar of the present design; FIG. 6 is a right end view of the shaped protective cover for a door push bar of the present design; and, FIG. 7 is a left end perspective view of a shaped protective cover for a door push bar of the present design.

**1 Claim, 7 Drawing Sheets**



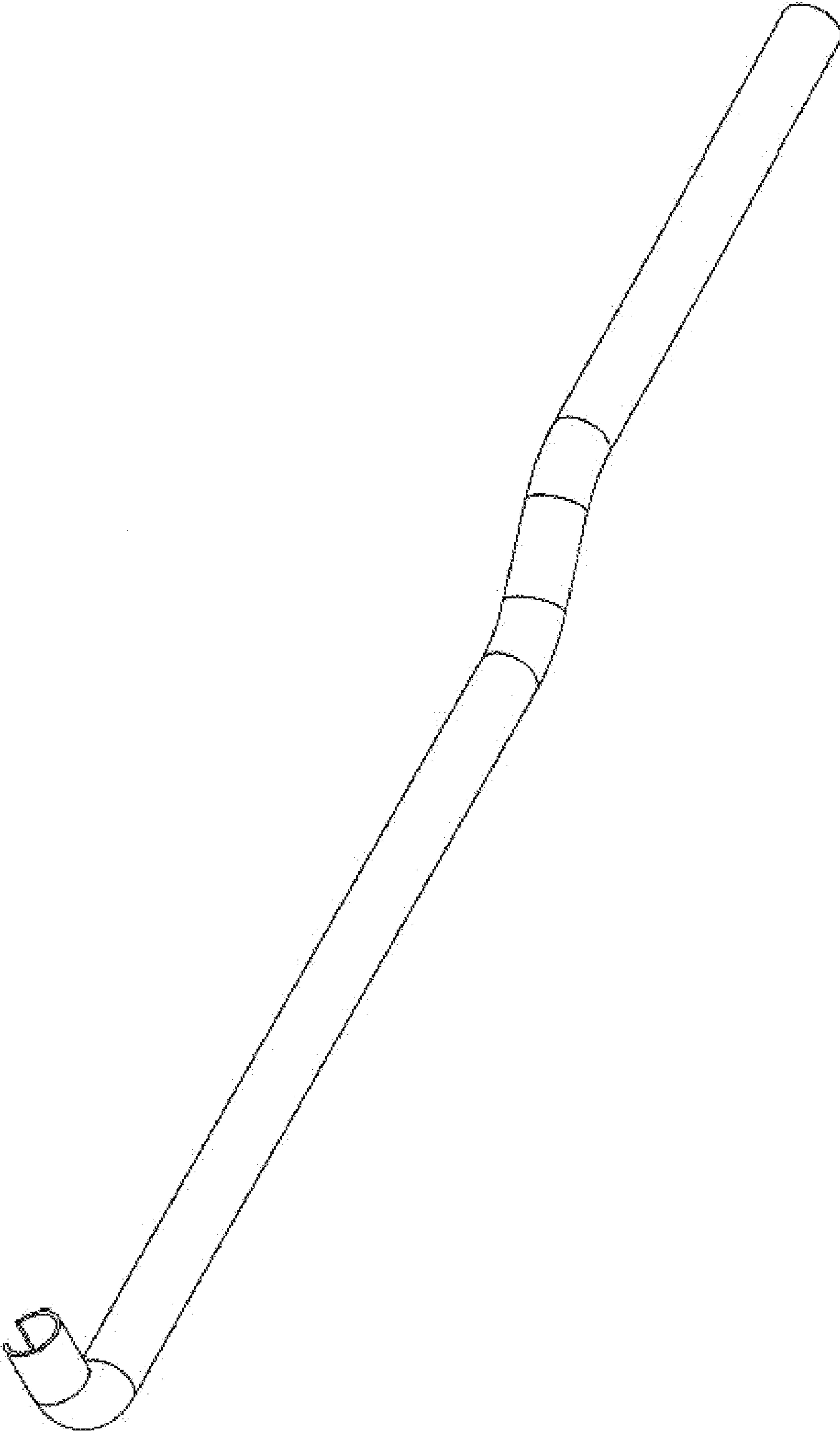


FIG. 1

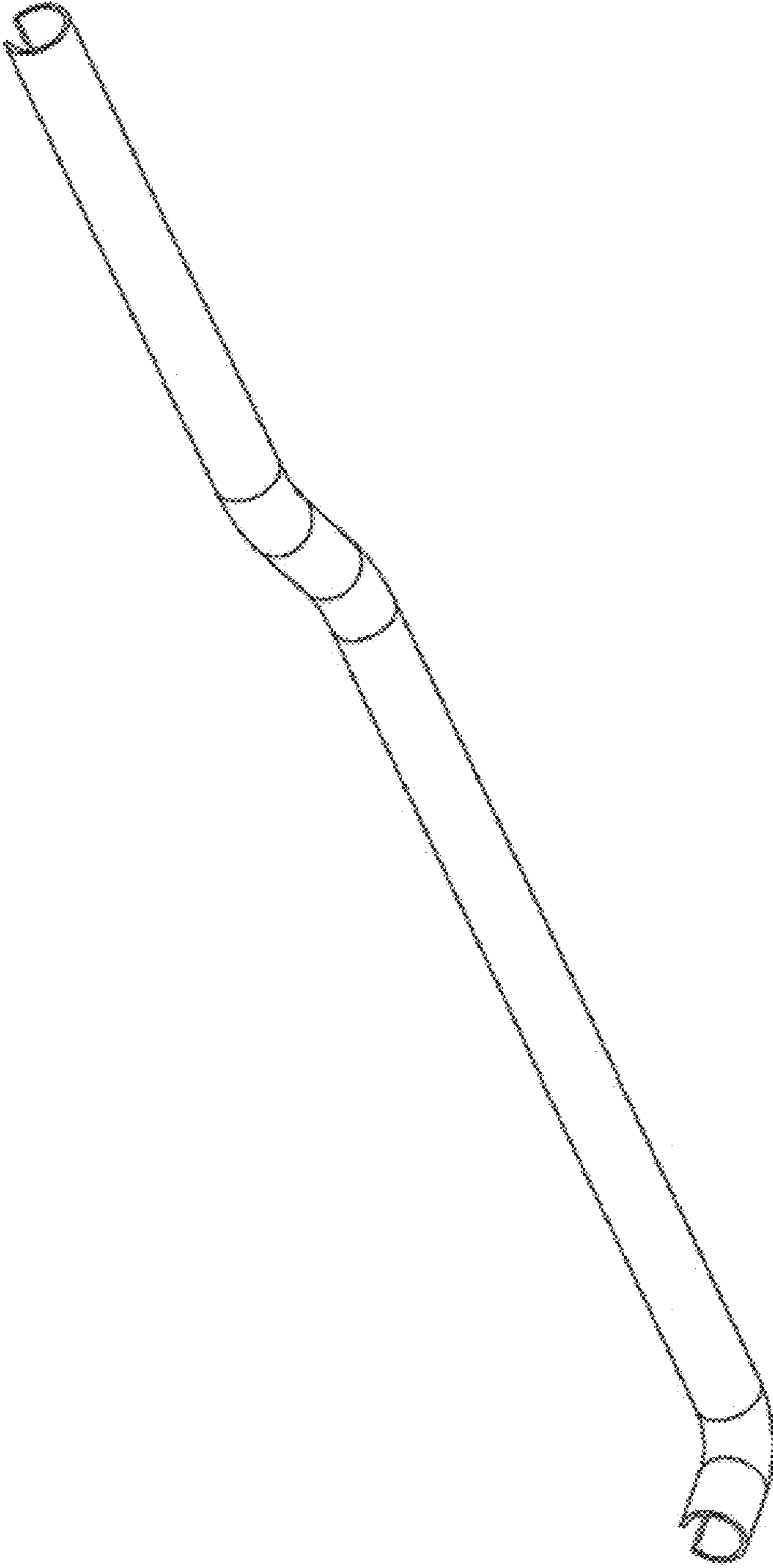


FIG. 2

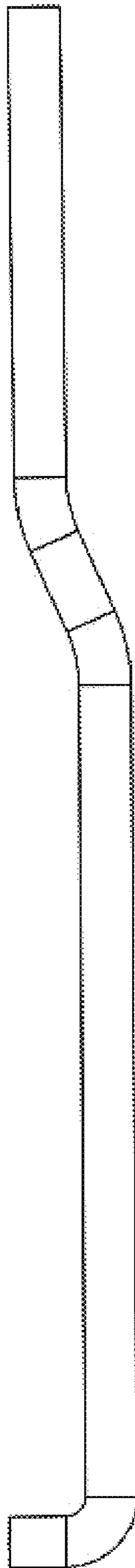


FIG. 3

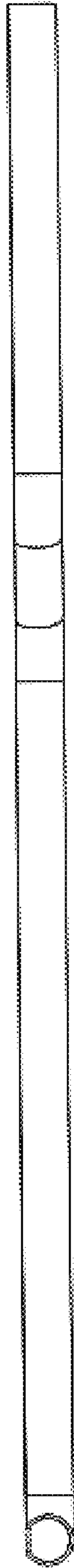


FIG. 4

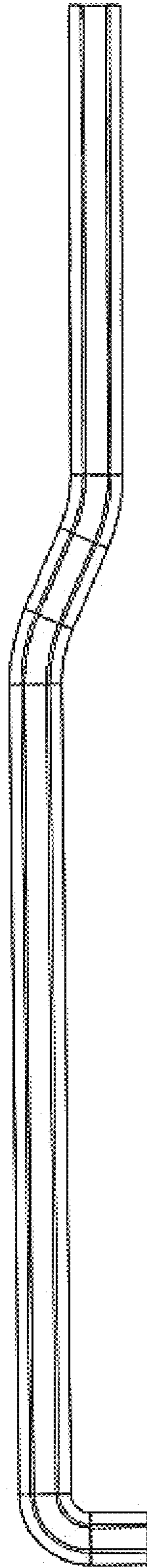


FIG. 5




FIG. 6

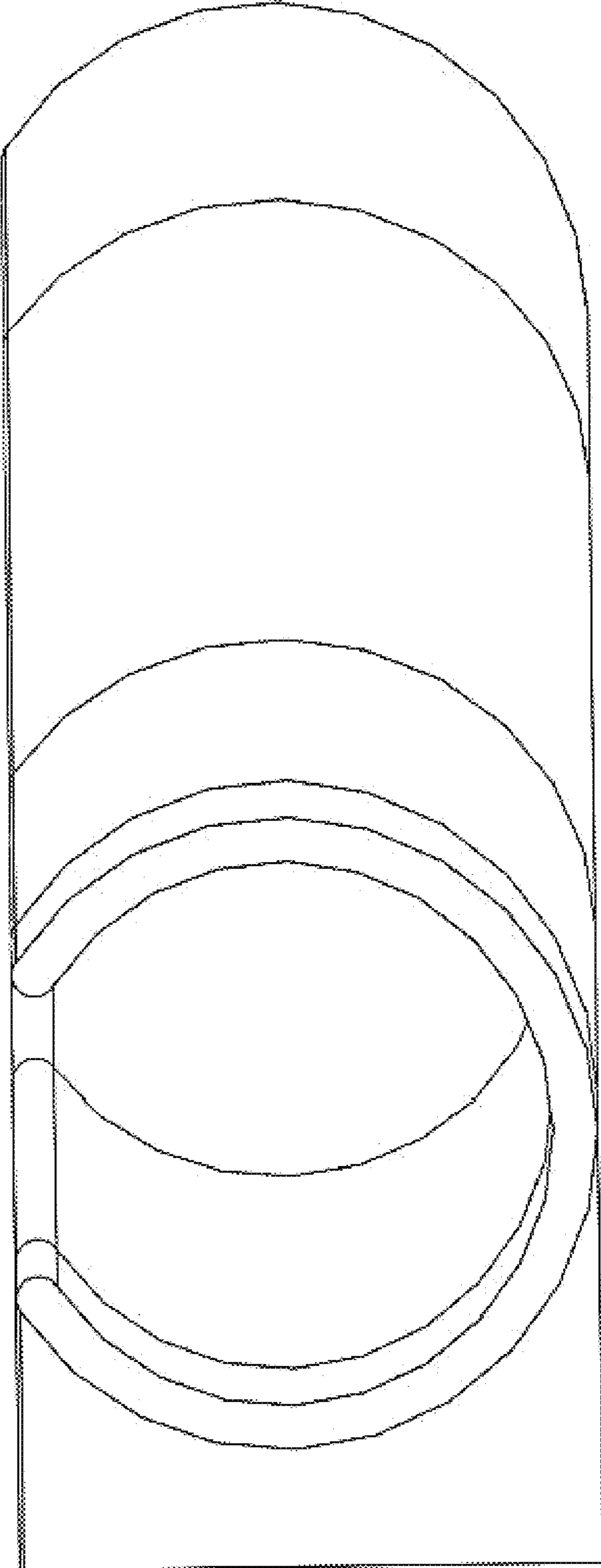


FIG. 7