



US00D910415S

(12) **United States Design Patent**
Smither

(10) **Patent No.:** **US D910,415 S**

(45) **Date of Patent:** **** Feb. 16, 2021**

(54) **SHAPED PROTECTIVE COVER FOR A DOOR PULL BAR**

(71) Applicant: **Kevin S. Smither**, Boca Raton, FL (US)

(72) Inventor: **Kevin S. Smither**, Boca Raton, FL (US)

(73) Assignee: **PROTECBAR, LLC**, Louisville, KY (US)

(**) Term: **15 Years**

(21) Appl. No.: **29/720,058**

(22) Filed: **Jan. 9, 2020**

(51) **LOC (13) Cl.** **08-06**

(52) **U.S. Cl.**
USPC **D8/315**; D8/322

(58) **Field of Classification Search**
USPC D8/315-322, 343, 300, 301, 349, 400
CPC A45C 13/22; A45C 13/28; A45C 13/26;
E05B 1/0066; E05B 65/1059; B25G 1/10;
B24B 29/06; E06B 7/285
See application file for complete search history.

(56) **References Cited**

U.S. PATENT DOCUMENTS

D328,812 S * 8/1992 Pritchett D34/27
D360,346 S * 7/1995 Huttner D8/321

D409,902 S * 5/1999 Salvucci D8/403
D722,859 S * 2/2015 Smither D8/322
D766,065 S * 9/2016 Smither D8/322
D770,878 S * 11/2016 Smither D8/322
D784,789 S * 4/2017 Smither D8/322
10,787,839 B2 * 9/2020 Fattouche E05B 1/0061

* cited by examiner

Primary Examiner — Keli L Hill

Assistant Examiner — Harold E Blackwell, II

(74) *Attorney, Agent, or Firm* — Dentons Bingham Greenbaum LLP; Brian W. Chellgren

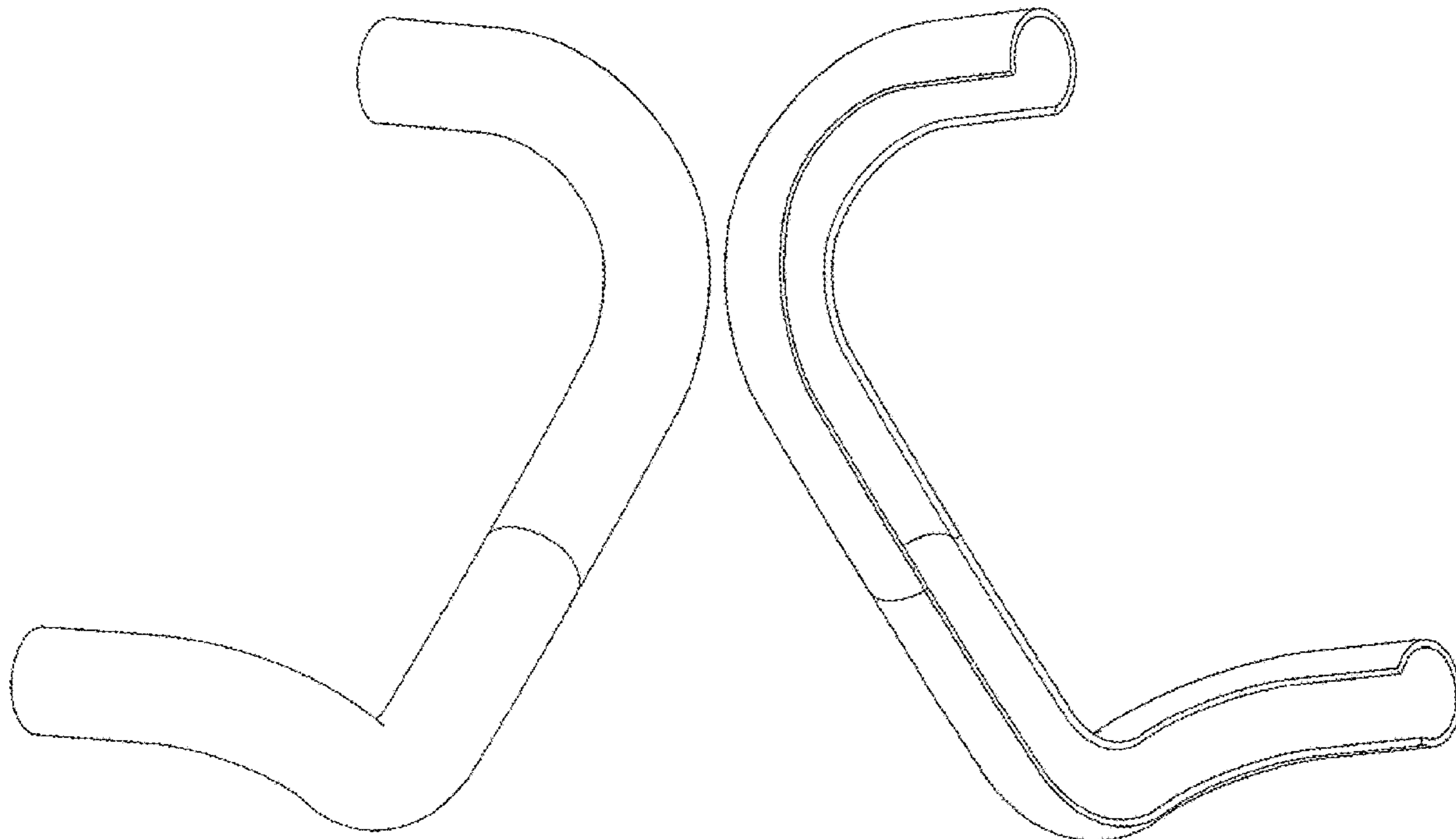
(57) **CLAIM**

The ornamental design for a shaped protective cover for a door pull bar, as shown and described.

DESCRIPTION

FIG. 1 is a front left perspective view of a shaped protective cover for a door pull bar of the present design;
FIG. 2 is a rear right perspective view of the shaped protective cover for a door pull bar of the present design;
FIG. 3 is a front view of the shaped protective cover for a door pull bar of the present design;
FIG. 4 is a rear view of the shaped protective cover for a door pull bar of the present design;
FIG. 5 is a left side view of the shaped protective cover for a door pull bar of the present design; and,
FIG. 6 is a top view of the shaped protective cover for a door pull bar of the present design; the bottom view being a mirror image of the top view.

1 Claim, 6 Drawing Sheets



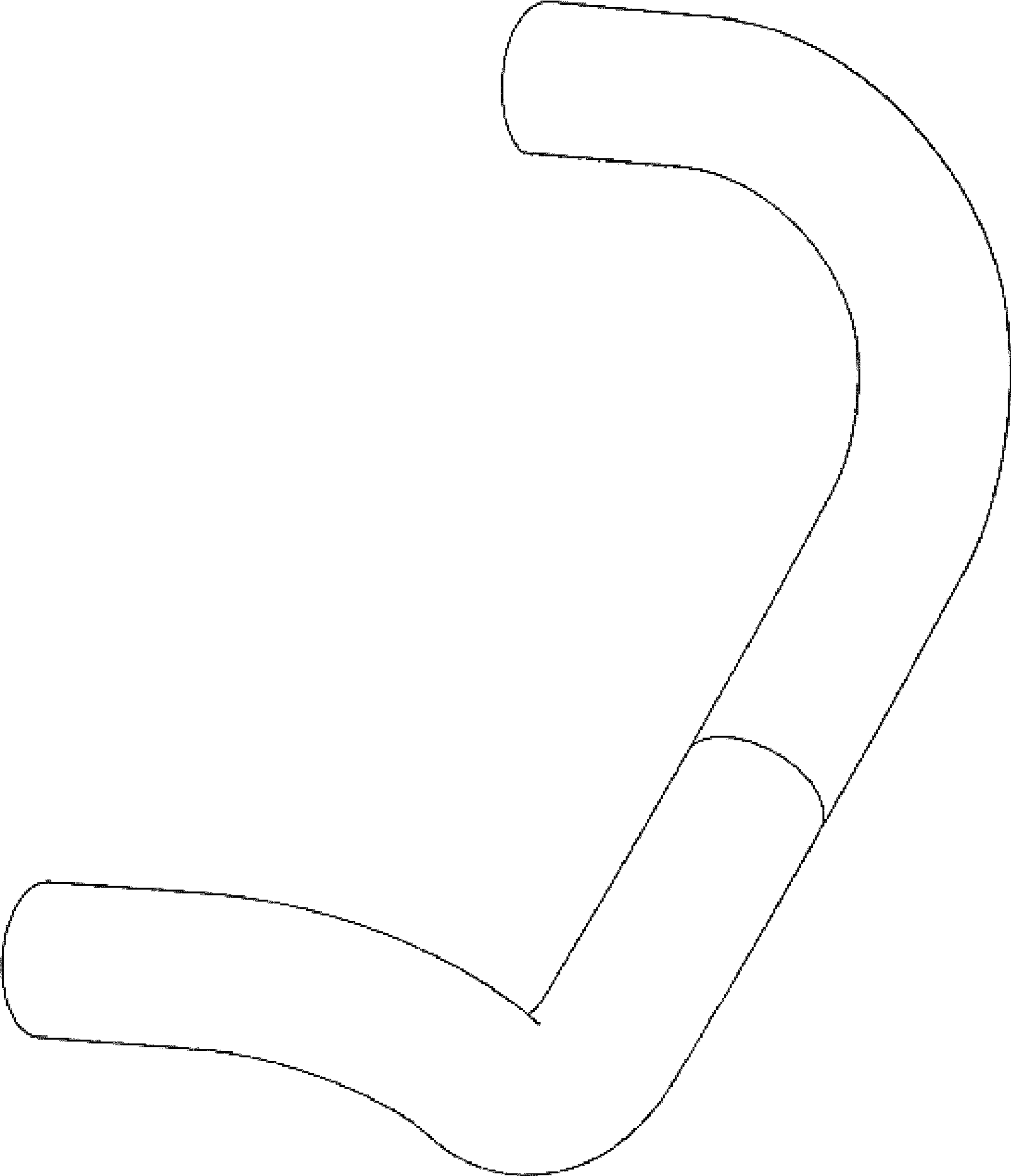


FIG. 1

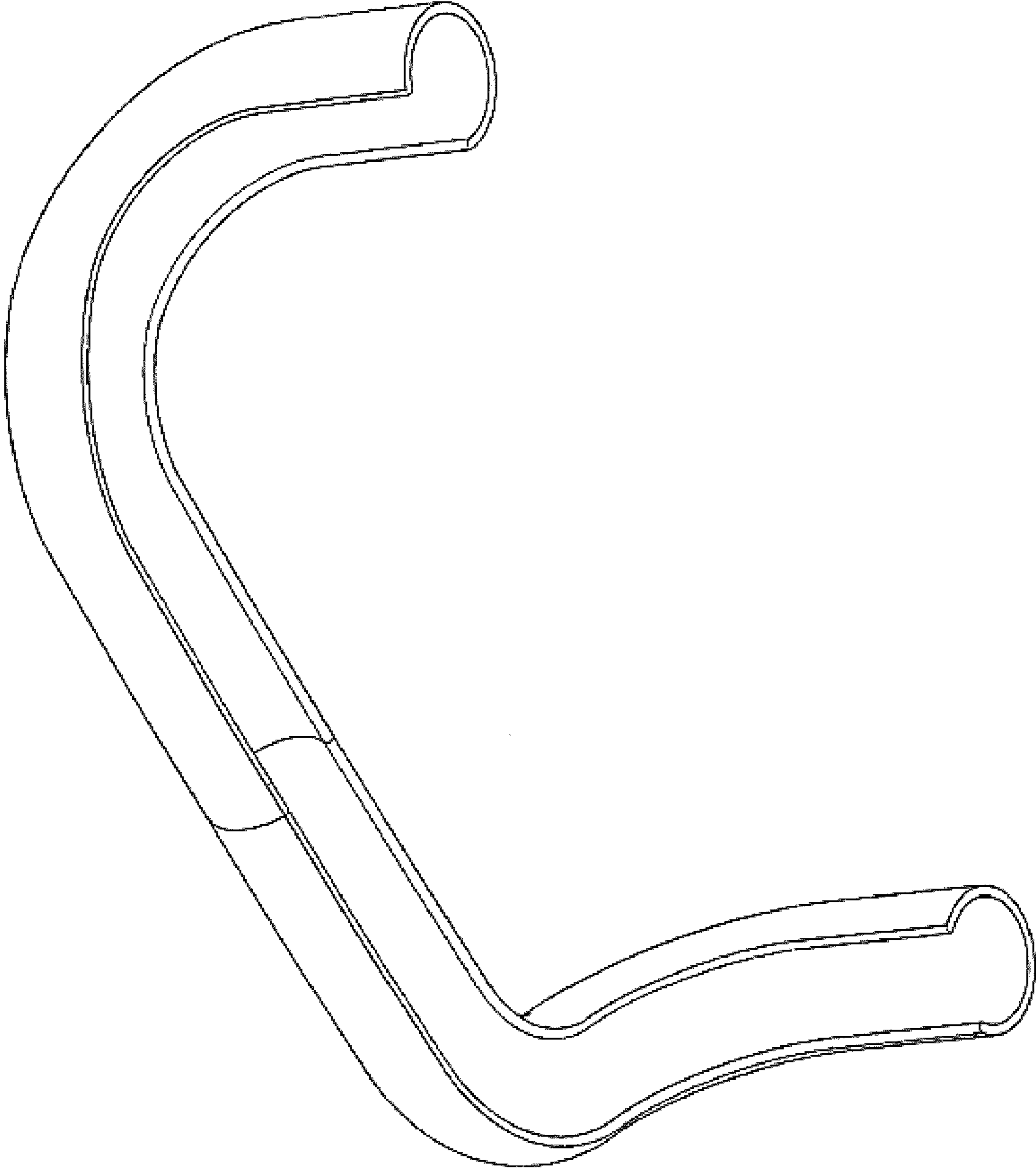


FIG. 2




FIG. 3




FIG. 4

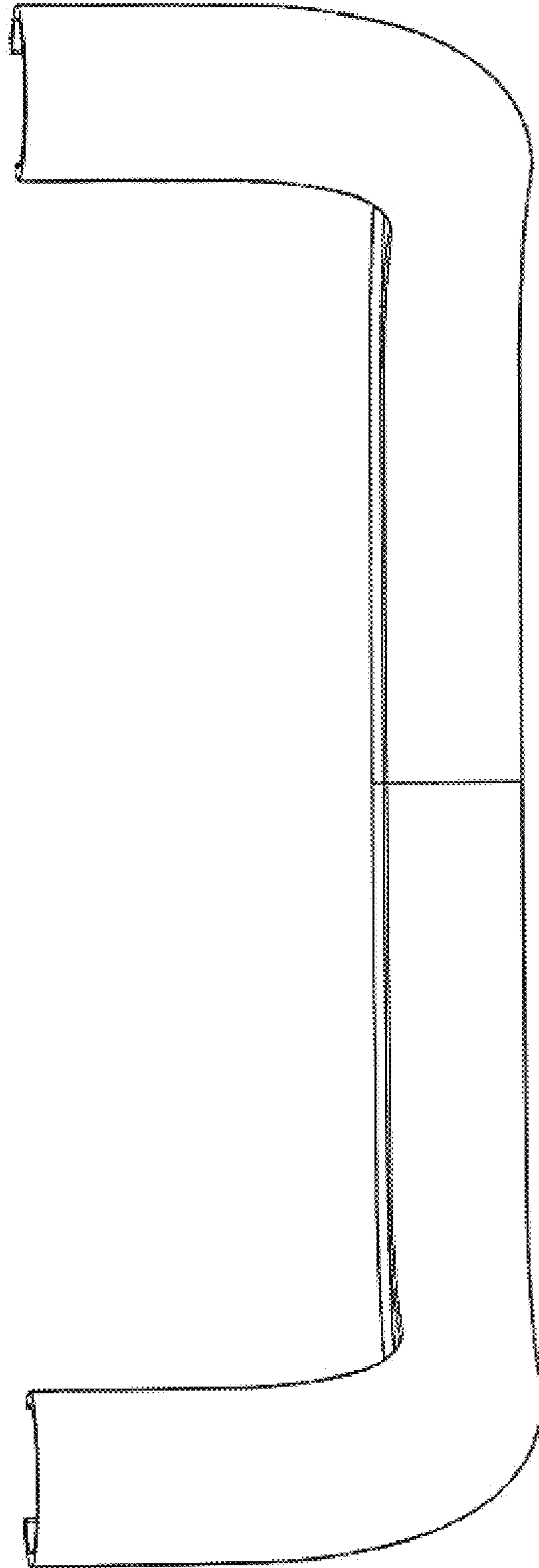


FIG. 5

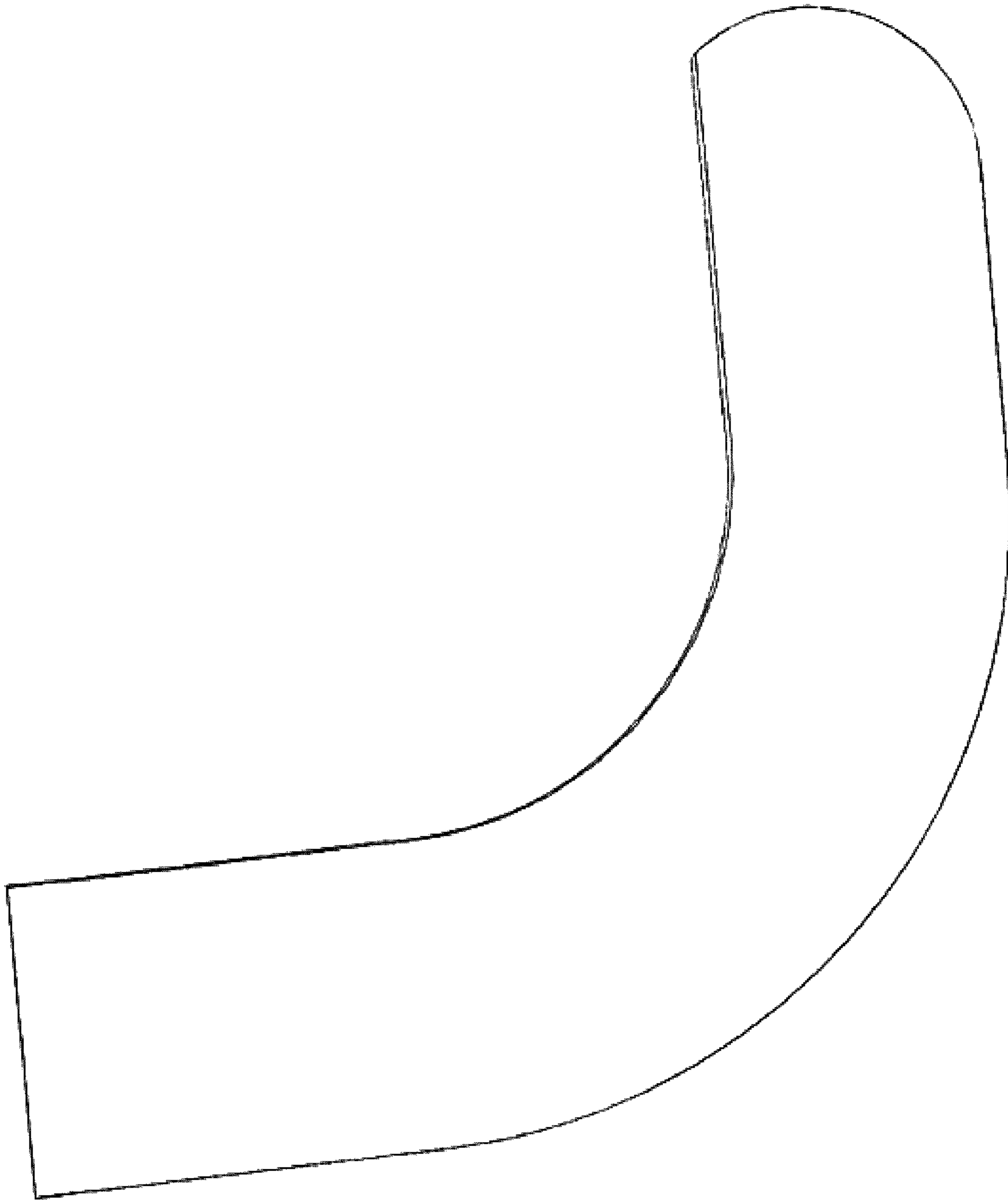


FIG. 6