



US00D910392S

(12) **United States Design Patent** (10) **Patent No.:** **US D910,392 S**
Su (45) **Date of Patent:** **** Feb. 16, 2021**

(54) **SPANNER**

(71) Applicant: **Hong Ann Tool Industries Co., Ltd.,**
Taichung (TW)

(72) Inventor: **Cheng-Wei Su, Taichung (TW)**

(73) Assignee: **Hong Ann Tool Industries Co., Ltd.,**
Taichung (TW)

(**) Term: **15 Years**

(21) Appl. No.: **29/693,410**

(22) Filed: **Jun. 3, 2019**

(51) **LOC (13) Cl.** **08-05**

(52) **U.S. Cl.**
USPC **D8/27; D8/28**

(58) **Field of Classification Search**
USPC D8/14, 16-19, 21-29, 51, 52, 54-59;
81/125.1, 177.1, 119, 124.7, 124.3, 186,
81/431, 176.15, 461.1, 99, 98
CPC B25B 13/14; B25B 13/06; B25B 13/04;
B25B 13/46; B25B 13/00; B25B 7/02;
B25B 13/48; B25B 13/16; B25B 13/505
See application file for complete search history.

(56) **References Cited**

U.S. PATENT DOCUMENTS

7,117,767 B1 * 10/2006 Kiat B25B 13/08
81/125.1
D549,533 S * 8/2007 Pond D8/22
D596,908 S * 7/2009 Clay D8/27
D636,649 S * 4/2011 Christopher D8/28
D660,110 S * 5/2012 Yang D8/28
D679,969 S * 4/2013 Beckwith D8/28
D724,913 S * 3/2015 Dean D8/27
D749,385 S * 2/2016 Solar D8/28
D749,925 S * 2/2016 Solar D8/27
D776,503 S * 1/2017 Chang D8/28

D814,258 S * 4/2018 Yang D8/28
D821,834 S * 7/2018 Su D8/28
2007/0028725 A1 * 2/2007 Chervenak B25B 13/12
81/165

FOREIGN PATENT DOCUMENTS

CN 3588038 * 11/2005
CN 303166648 * 11/2014
CN 303698006 * 12/2015
CN 304990619 * 4/2018

(Continued)

OTHER PUBLICATIONS

Crescent Store, 7 Pc. X6 Black Oxide Spline Open End Ratcheting
Combination Metric Wrench Set—CX6RWM7, Date first available
Oct. 3, 2012, [online]retrieved Oct. 6, 2020, available from internet,
www.amazon.com (Year: 2012).*

(Continued)

Primary Examiner — Keli L Hill
Assistant Examiner — Sara S Sahneh
(74) *Attorney, Agent, or Firm* — Alan D. Kamrath; Mayer
& Williams PC

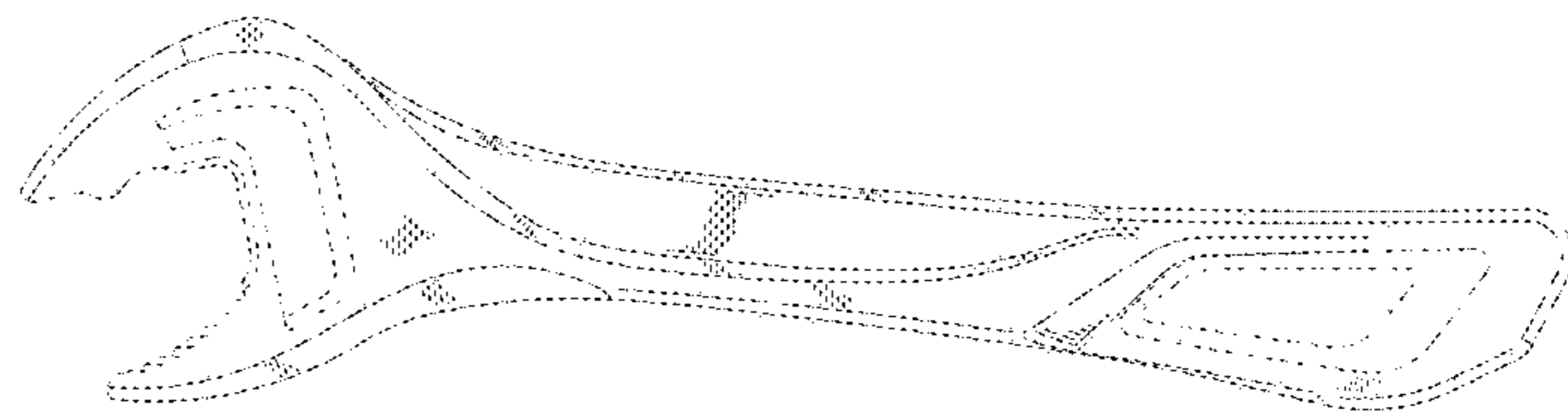
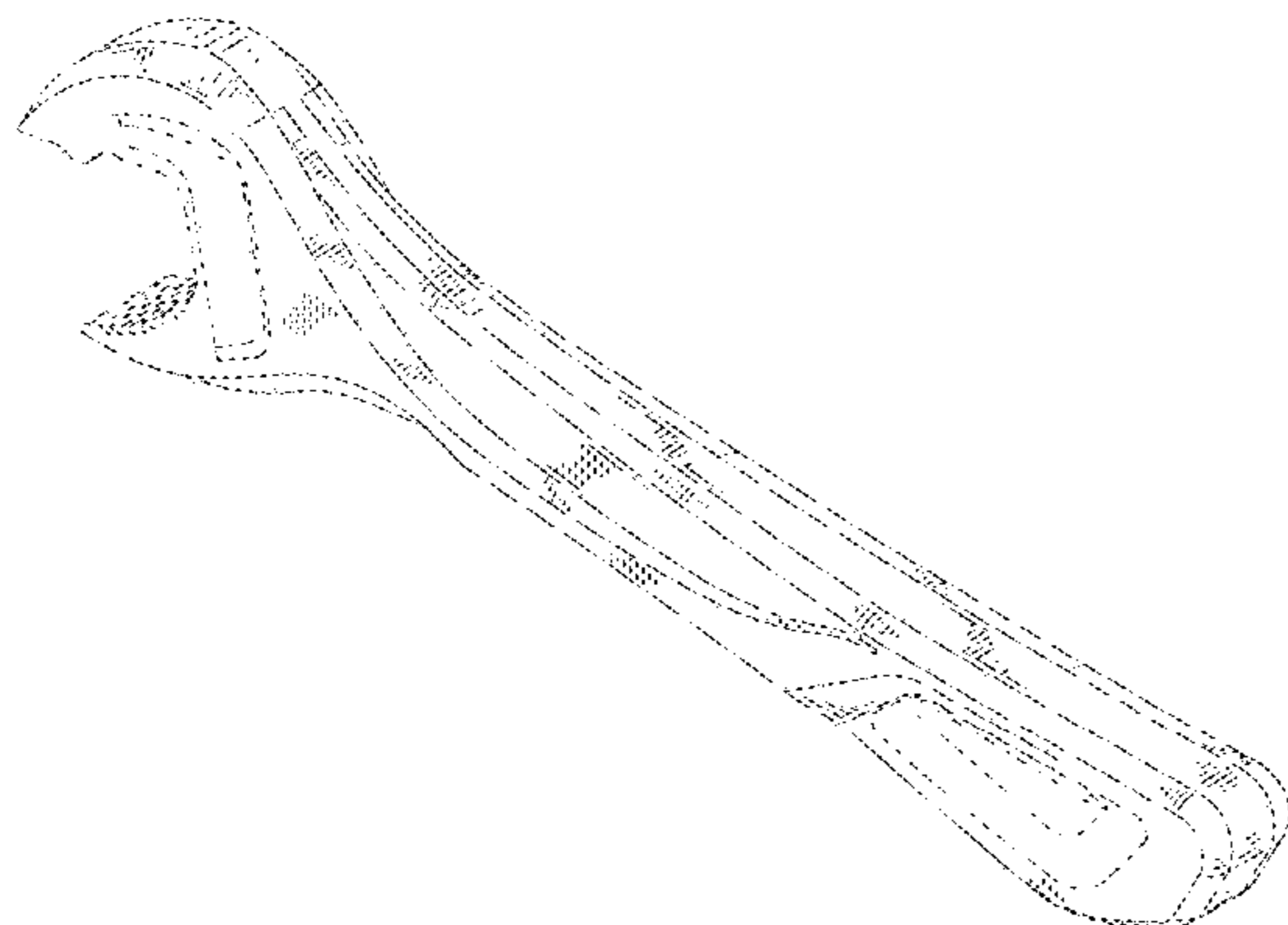
(57) **CLAIM**

The ornamental design for a spanner, as shown and
described.

DESCRIPTION

FIG. 1 is a perspective view of a spanner showing my new
design;
FIG. 2 is a front view thereof;
FIG. 3 is a left view thereof;
FIG. 4 is a right view thereof;
FIG. 5 is a top view thereof; and,
FIG. 6 is a bottom view thereof.
The broken lines shown are included for the purpose of
illustrating portions of the spanner that form no part of the
claimed design.

1 Claim, 5 Drawing Sheets



(56)

References Cited

FOREIGN PATENT DOCUMENTS

CN	305320134	*	2/2019
CN	305659351	*	5/2019
CN	306038055	*	5/2020

OTHER PUBLICATIONS

Gearwrench Store, Open End Ratcheting Combination Wrench 13mm 12 Point- 85513, Date first available Aug. 27, 2012 [online]retrieved Oct. 6, 2020, available from internet, www.amazon.com (Year: 2012).*

Wera Store, Joker Switch Maul-Ringratschenschlüssel-Satz, Date first available Nov. 1, 2016, [online]retrieved Oct. 6, 2020 , available from internet, www.amazon.com (Year: 2016).*

Hurricane Store, 6 Pieces Sae Flare Nut Wrench Set 1/4" to 1", offset end wrench, 6 Point, Date first available Nov. 27, 2018, [online]retrieved Oct. 6, 2020, available from internet, www.amazon.com (Year: 2018).*

* cited by examiner

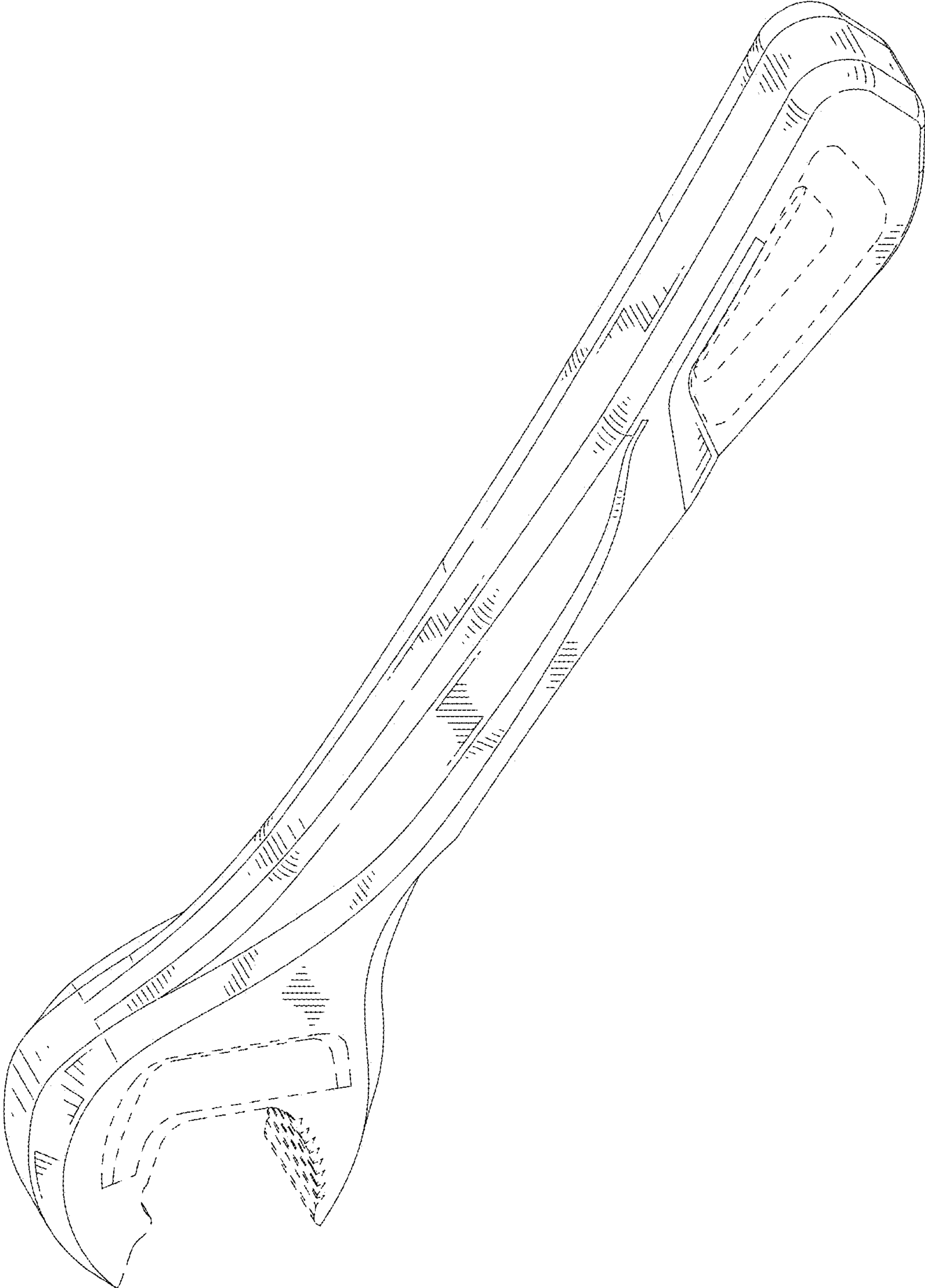


FIG.1

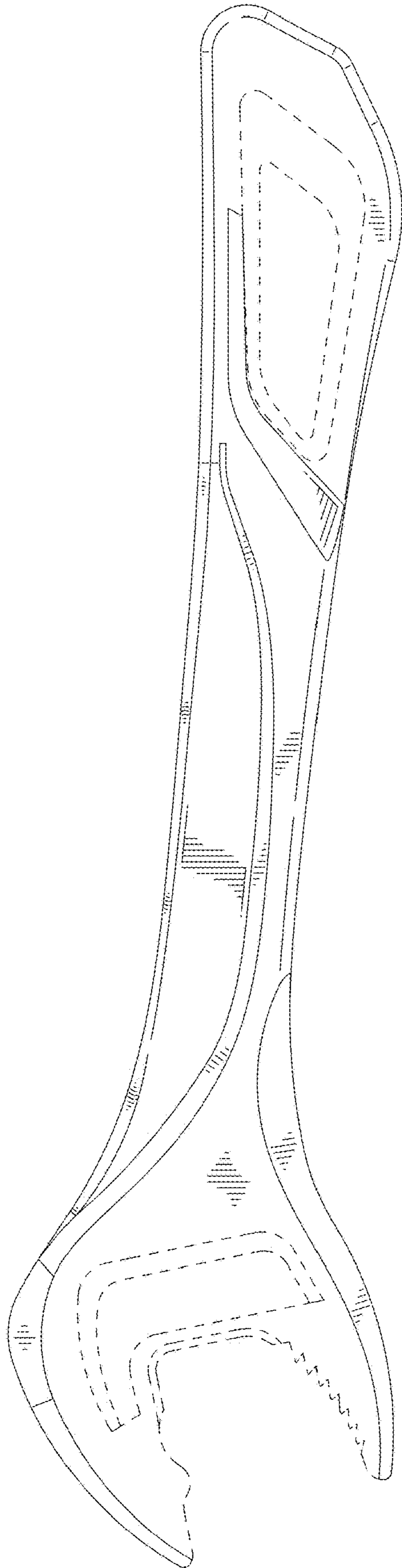


FIG. 2

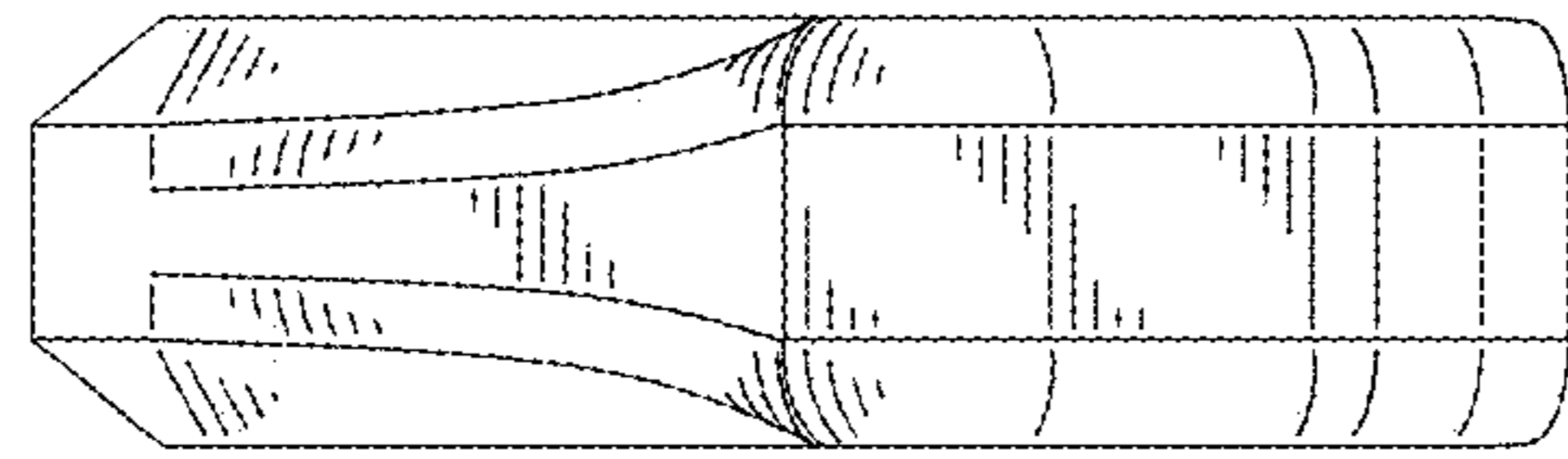


FIG. 4



FIG. 3




FIG.5

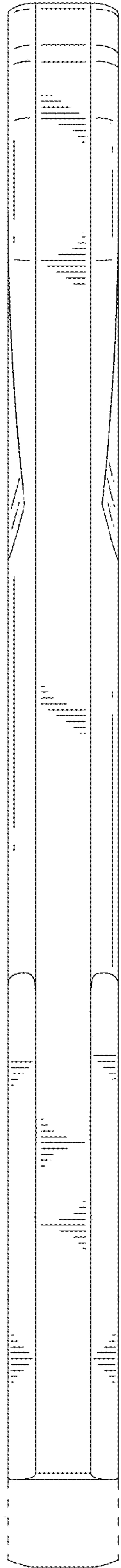


FIG.6