



US00D910389S

(12) **United States Design Patent** (10) **Patent No.:** **US D910,389 S**
Akana et al. (45) **Date of Patent:** **** Feb. 16, 2021**

(54) **MOUNTING TOOL**

(71) Applicant: **Apple Inc.**, Cupertino, CA (US)

(72) Inventors: **Jody Akana**, San Francisco, CA (US); **Molly Anderson**, San Francisco, CA (US); **Bartley K. Andre**, Palo Alto, CA (US); **Shota Aoyagi**, San Francisco, CA (US); **Anthony Michael Ashcroft**, San Francisco, CA (US); **Marine C. Bataille**, San Francisco, CA (US); **Jeremy Bataillou**, San Francisco, CA (US); **Abidur Chowdhury**, San Francisco, CA (US); **Markus Diebel**, San Francisco, CA (US); **Daniele De Iuliis**, San Francisco, CA (US); **M. Evans Hankey**, San Francisco, CA (US); **Julian Hoenig**, San Francisco, CA (US); **Richard P. Howarth**, San Francisco, CA (US); **Jonathan P. Ive**, San Francisco, CA (US); **Julian Jaede**, San Francisco, CA (US); **Duncan Robert Kerr**, San Francisco, CA (US); **Peter Russell-Clarke**, San Francisco, CA (US); **Benjamin Andrew Shaffer**, San Jose, CA (US); **Mikael Silvanto**, San Francisco, CA (US); **Joe Sung-Ho Tan**, San Francisco, CA (US); **Clement Tissandier**, San Francisco, CA (US); **Eugene Antony Whang**, San Francisco, CA (US); **Rico Zörkendörfer**, San Francisco, CA (US)

(73) Assignee: **Apple Inc.**, Cupertino, CA (US)

(**) Term: **15 Years**

(21) Appl. No.: **29/692,890**

(22) Filed: **May 29, 2019**

(51) **LOC (13) Cl.** **08-05**

(52) **U.S. Cl.**
USPC **D8/14; D8/16**

(58) **Field of Classification Search**
USPC D8/14, 21, 107, 349, 354, 16; D32/46; D20/27

(Continued)

(56) **References Cited**

U.S. PATENT DOCUMENTS

3,854,282 A * 12/1974 Mazel B21L 21/00
59/7
5,058,257 A * 10/1991 Freestone E02F 9/2891
29/275

(Continued)

OTHER PUBLICATIONS

Print out from support.apple.com/guide/pro-display-xdr/detach-pro-sdr-vesa-mount.adapter-apd3bbfa8efa/mac, printed Sep. 16, 2020.*

Primary Examiner — Philip S Hyder

(74) *Attorney, Agent, or Firm* — Saidman DesignLaw Group, LLC

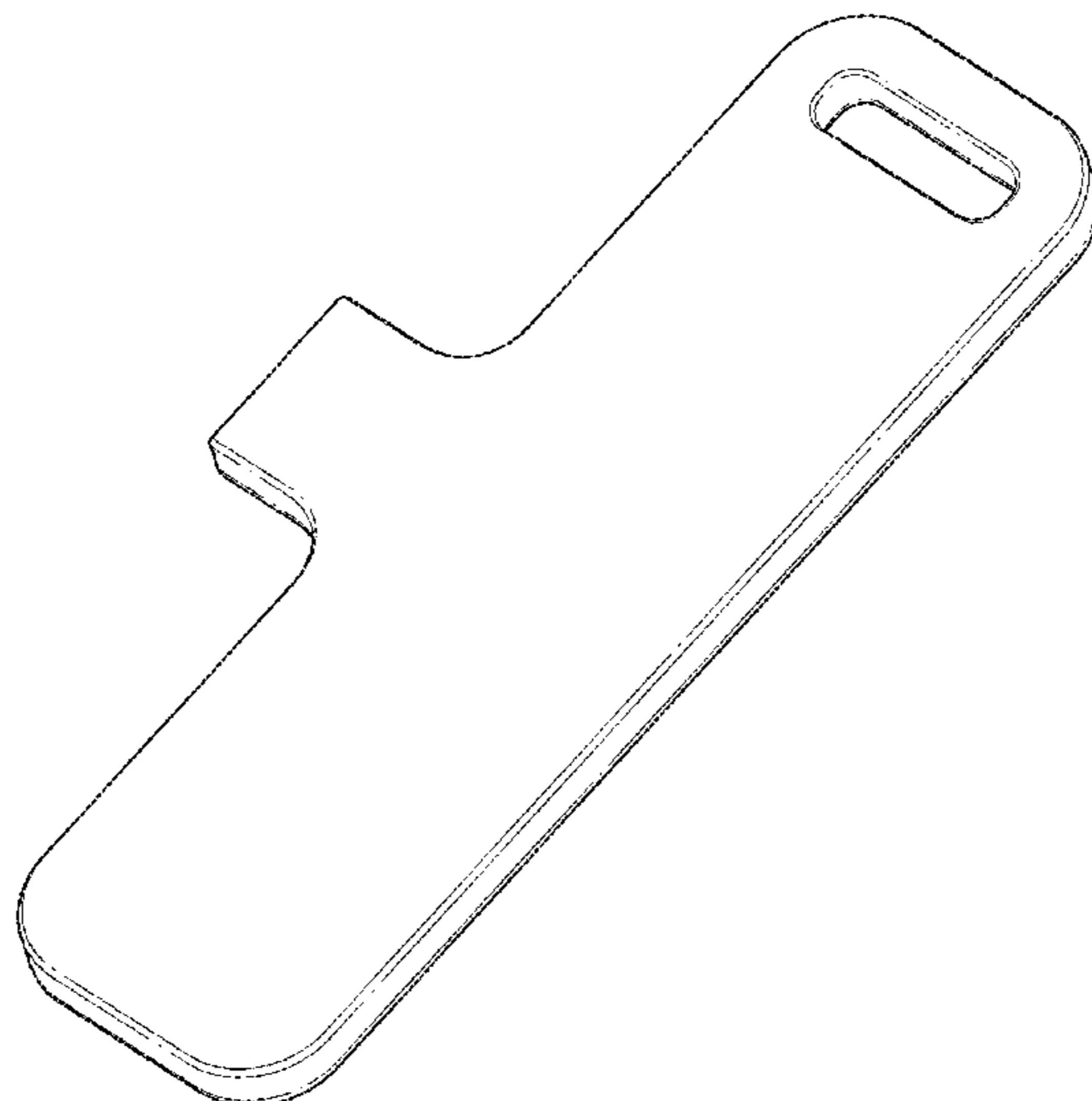
(57) **CLAIM**

The ornamental design for a mounting tool, as shown and described.

DESCRIPTION

FIG. 1 is a perspective view of a mounting tool showing our new design;
FIG. 2 is a front view, the rear view being a mirror image thereof;
FIG. 3 is a left side view thereof;
FIG. 4 is a right side view thereof;
FIG. 5 is a top view thereof; and,
FIG. 6 is a bottom view thereof.
The drawings include surface shading which illustrates contour and not surface ornamentation.

1 Claim, 2 Drawing Sheets



(58) **Field of Classification Search**

CPC B25B 33/00; B25B 15/007; B25B 27/04
See application file for complete search history.

(56) **References Cited**

U.S. PATENT DOCUMENTS

D339,047	S	*	9/1993	Henderson	D8/19
D467,477	S	*	12/2002	Berens	D8/14
D535,985	S	*	1/2007	Sergi	D14/238
D597,086	S	*	7/2009	Sergi	D14/238
8,371,866	B1	*	2/2013	Su	G06K 13/0862 439/159
D697,771	S	*	1/2014	Khuu	D7/698
D778,697	S	*	2/2017	Tao	D8/14
D788,447	S	*	6/2017	Barber	D3/210

* cited by examiner

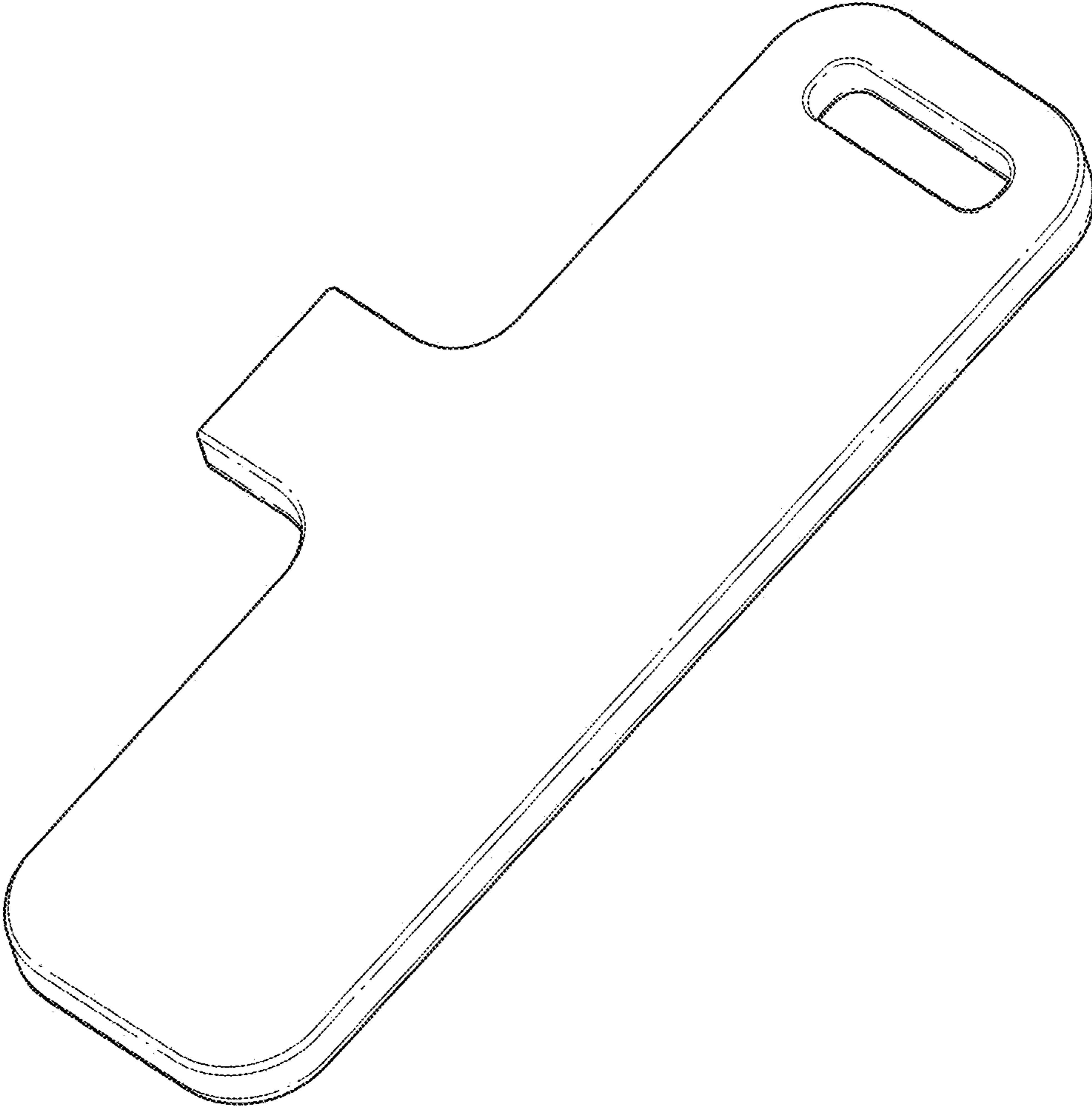


FIG. 1

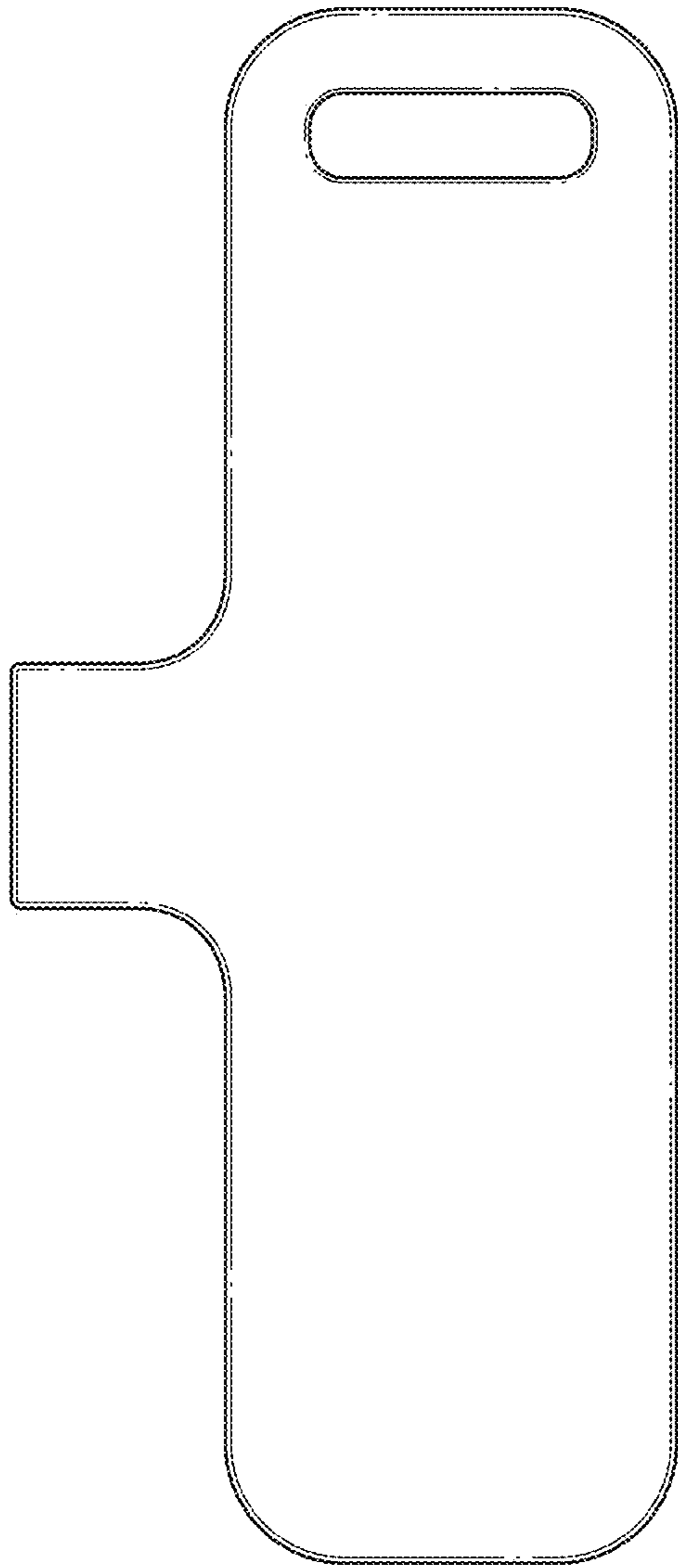


FIG. 2

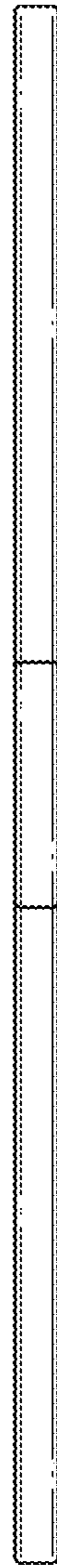


FIG. 3




FIG. 4



FIG. 5



FIG. 6