



US00D910387S

(12) **United States Design Patent**  
**Bhargava**

(10) **Patent No.:** **US D910,387 S**

(45) **Date of Patent:** **\*\* Feb. 16, 2021**

(54) **CUTTING BOARD**

(71) Applicant: **SimpliPHY LLC**, Wayne, NJ (US)

(72) Inventor: **Prateek N. Bhargava**, Edison, NJ (US)

(73) Assignee: **SimpliPHY LLC**, Wayne, NJ (US)

(\*\*) Term: **15 Years**

(21) Appl. No.: **29/699,143**

(22) Filed: **Jul. 23, 2019**

(51) **LOC (13) Cl.** ..... **07-04**

(52) **U.S. Cl.**  
USPC ..... **D7/698**

(58) **Field of Classification Search**  
USPC ..... D7/543, 549, 550.1, 586, 590, 686,  
D7/698-699; D32/55-57  
CPC ..... A47J 47/00; A47J 47/02; A47J 47/005;  
A47J 47/20; B26D 7/0006; B26D 7/018;  
B26D 7/20; B23D 21/00; B23K 37/04;  
B23K 37/053; B23Q 16/001  
See application file for complete search history.

(56) **References Cited**

**U.S. PATENT DOCUMENTS**

- D264,531 S \* 5/1982 Trode ..... D6/686
- D339,507 S \* 9/1993 Ancona ..... D7/553.4
- 5,363,755 A \* 11/1994 Liang ..... A47B 77/02  
241/273.2
- 6,371,470 B1 \* 4/2002 Ward ..... A47J 47/005  
269/13
- 6,478,293 B1 \* 11/2002 Keener ..... A47J 47/005  
269/13
- D477,188 S \* 7/2003 Faria ..... D7/590
- 7,252,255 B2 \* 8/2007 Cornfield ..... A47J 47/005  
241/274
- D587,031 S \* 2/2009 Pourounidis ..... A47J 47/005  
D7/698
- D655,939 S \* 3/2012 Tracy ..... D7/698
- D700,024 S \* 2/2014 Murison ..... D7/698

- 9,565,974 B2 \* 2/2017 Nordstrom ..... A47J 47/005
- D871,171 S \* 12/2019 Xue ..... D7/698
- D883,044 S \* 5/2020 Poon ..... D7/698

\* cited by examiner

*Primary Examiner* — Ricky Pham

(74) *Attorney, Agent, or Firm* — Young Basile Hanlon & MacFarlane, P.C.

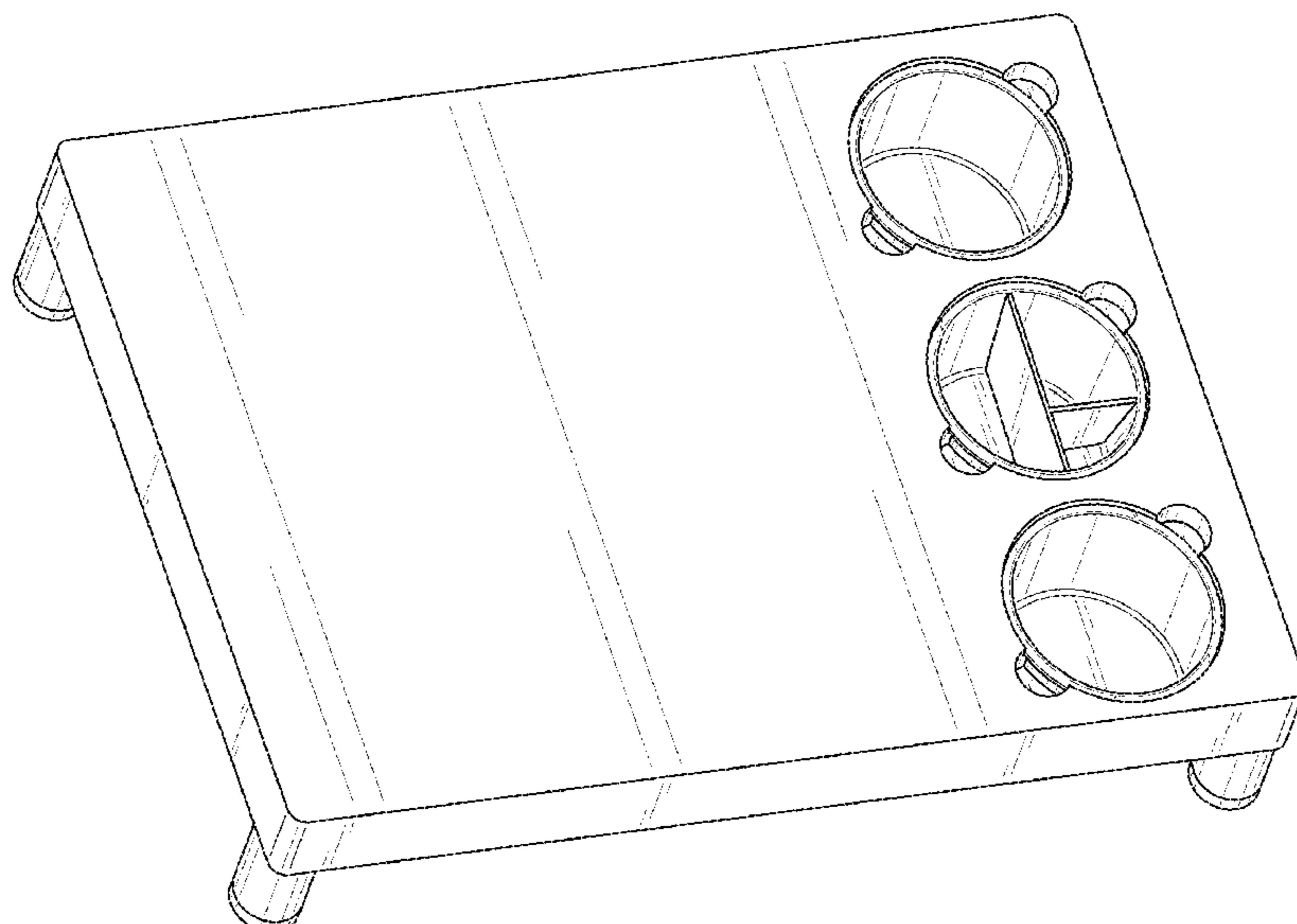
(57) **CLAIM**

The ornamental design for a cutting board, as shown and described.

**DESCRIPTION**

FIG. 1 is a perspective view of a cutting board;  
 FIG. 2 is a first side view thereof;  
 FIG. 3 is a second side view thereof;  
 FIG. 4 is a third side view thereof;  
 FIG. 5 is a fourth side view thereof;  
 FIG. 6 is a top view thereof;  
 FIG. 7 is a bottom view thereof;  
 FIG. 8 is a perspective view of the cutting board of FIG. 1 shown separately for clarity; without bowls.  
 FIG. 9 is a first side view thereof;  
 FIG. 10 is a second side view thereof;  
 FIG. 11 is a third side view thereof;  
 FIG. 12 is a fourth side view thereof;  
 FIG. 13 is a top view thereof;  
 FIG. 14 is a bottom view thereof;  
 FIG. 15 is a first perspective view of one of the removable bowls of the cutting board of FIG. 1;  
 FIG. 16 is a second perspective view thereof;  
 FIG. 17 is a first side view thereof;  
 FIG. 18 is a second side view thereof;  
 FIG. 19 is a third side view thereof;  
 FIG. 20 is a fourth side view thereof;  
 FIG. 21 is a top view thereof; and,  
 FIG. 22 is a bottom view thereof.

**1 Claim, 22 Drawing Sheets**






FIG. 1




FIG. 2




FIG. 3




FIG. 4




FIG. 5






FIG. 6

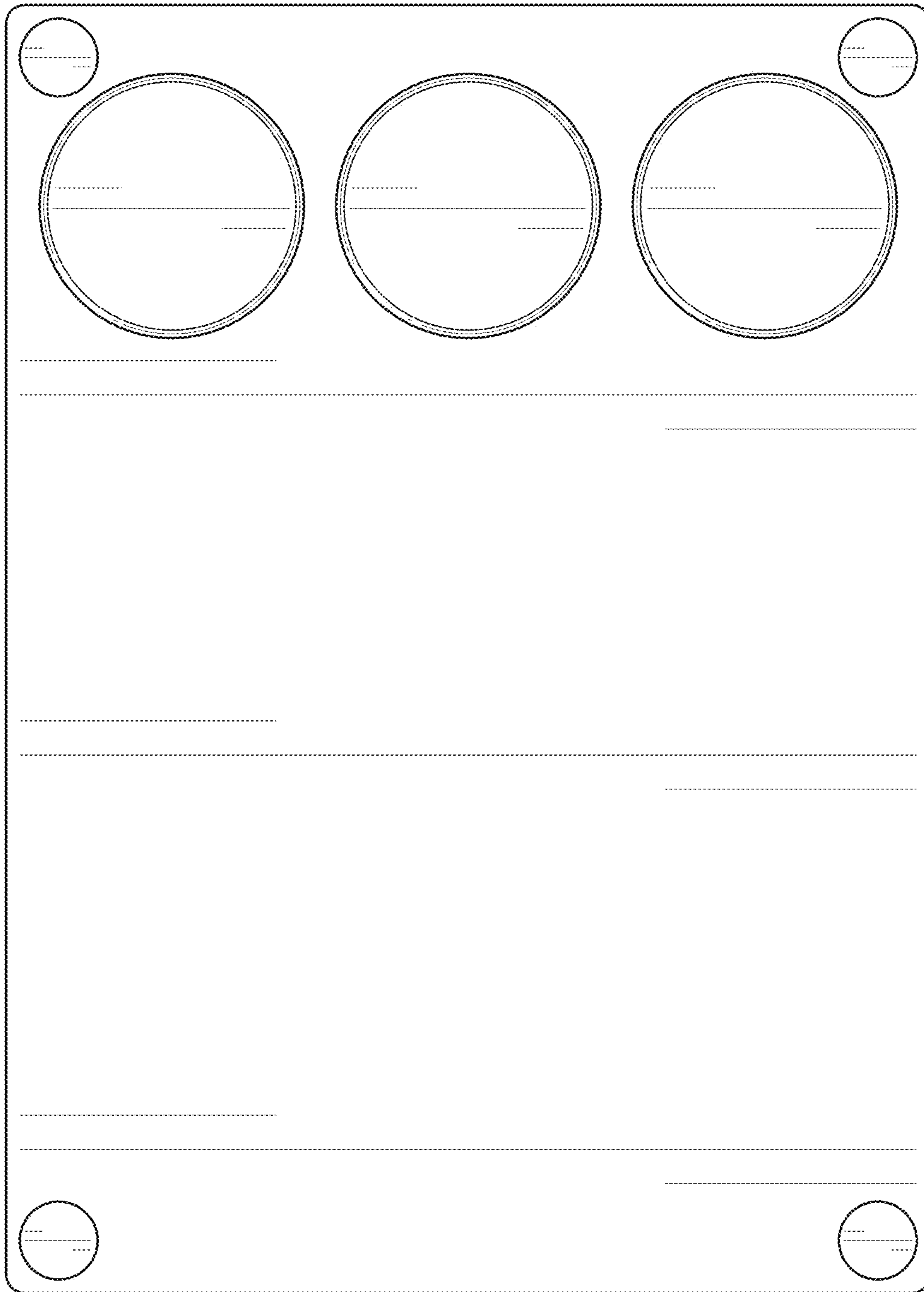


FIG. 7






FIG. 8




FIG. 9




FIG. 10




FIG. 11

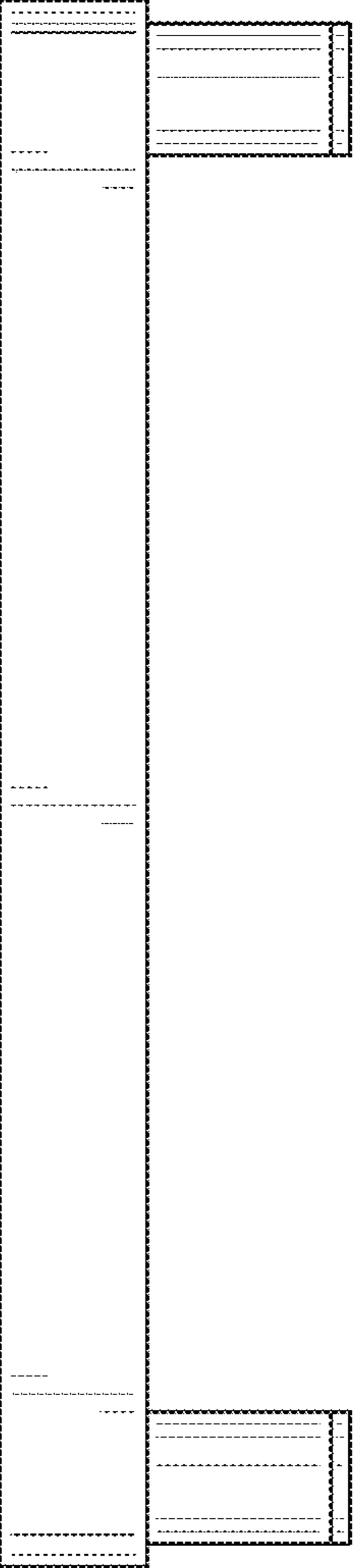


FIG. 12




FIG. 13






FIG. 14

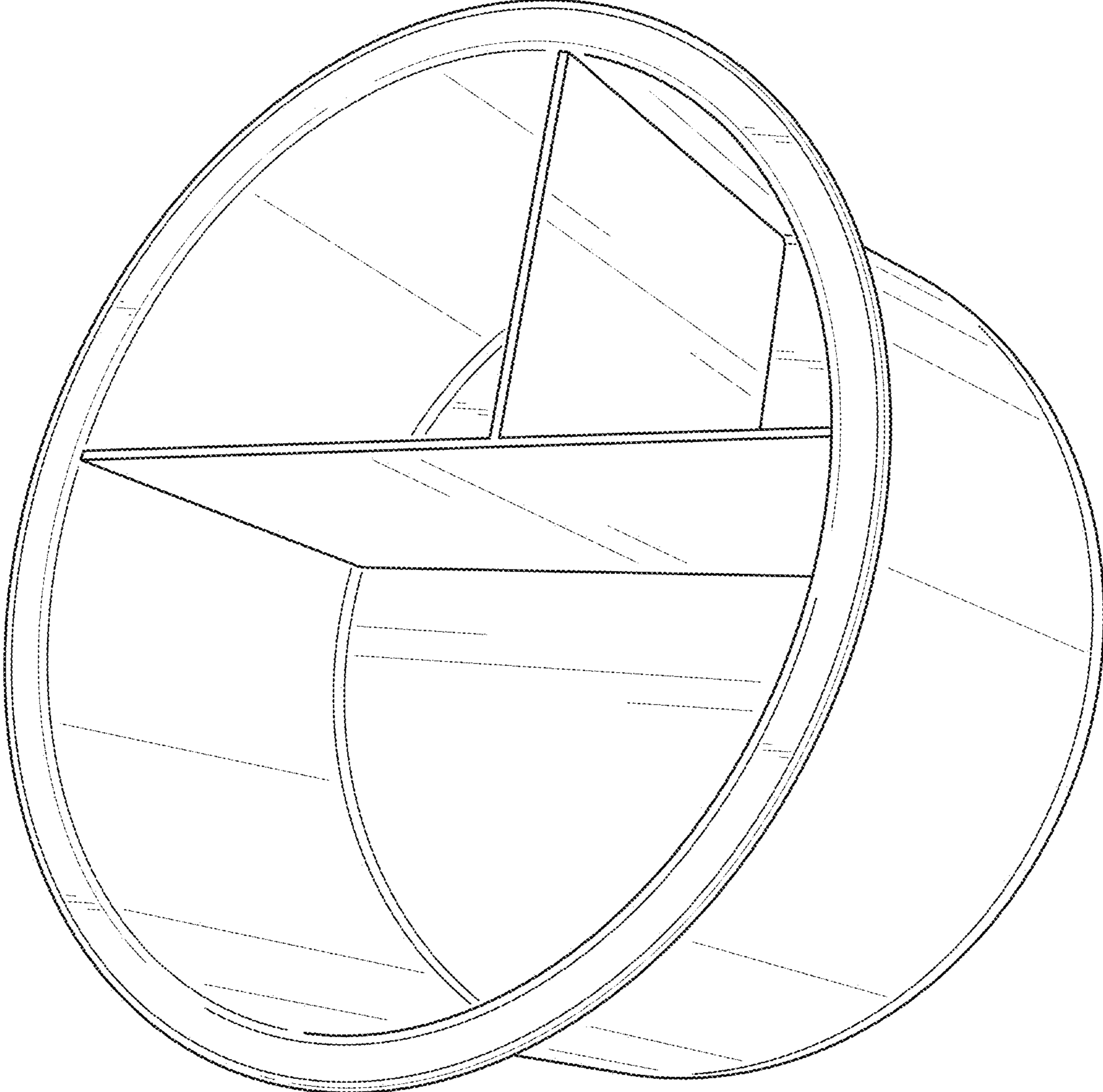


FIG. 15

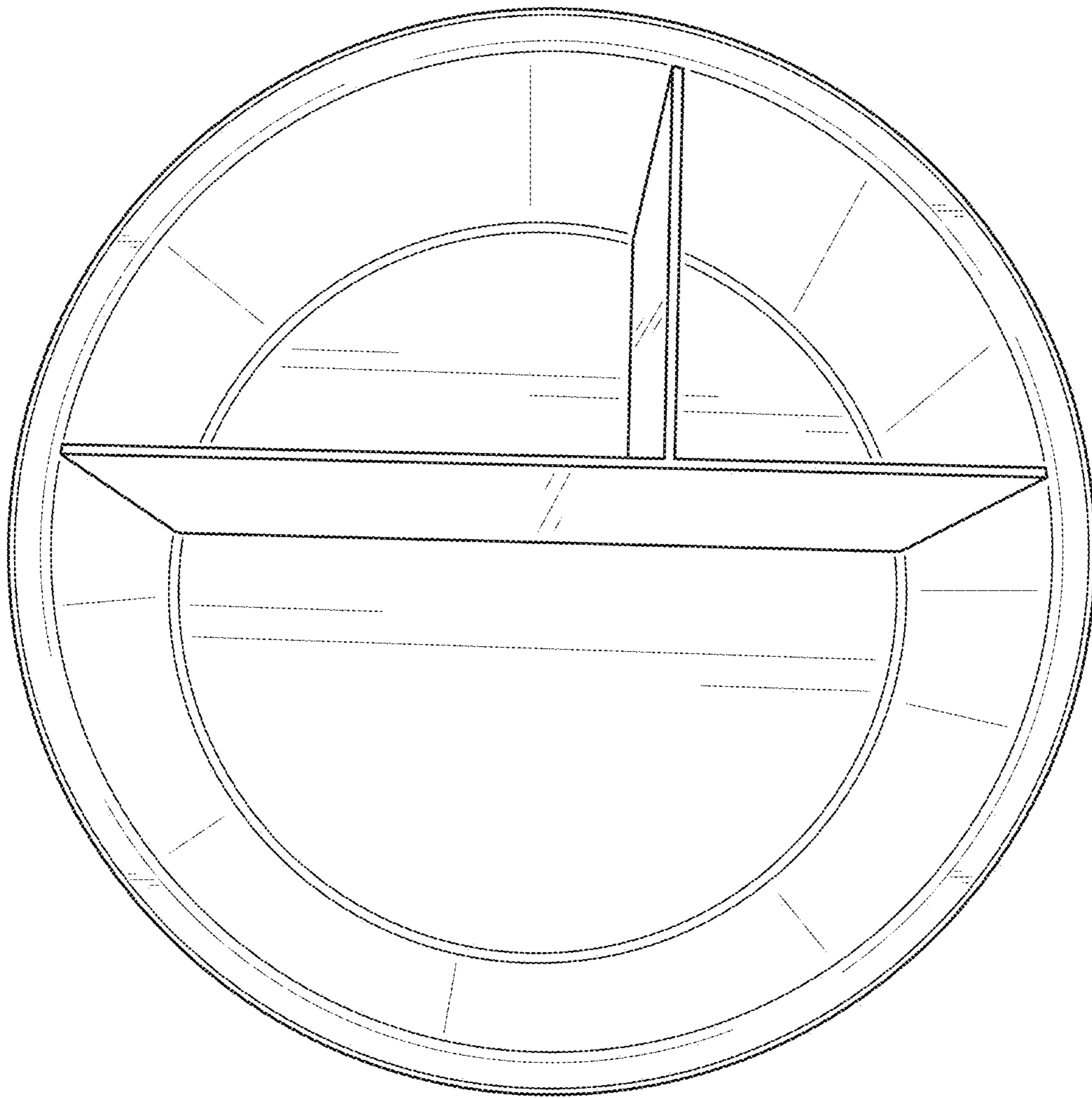


FIG. 16




FIG. 17




FIG. 18




FIG. 19






FIG. 20

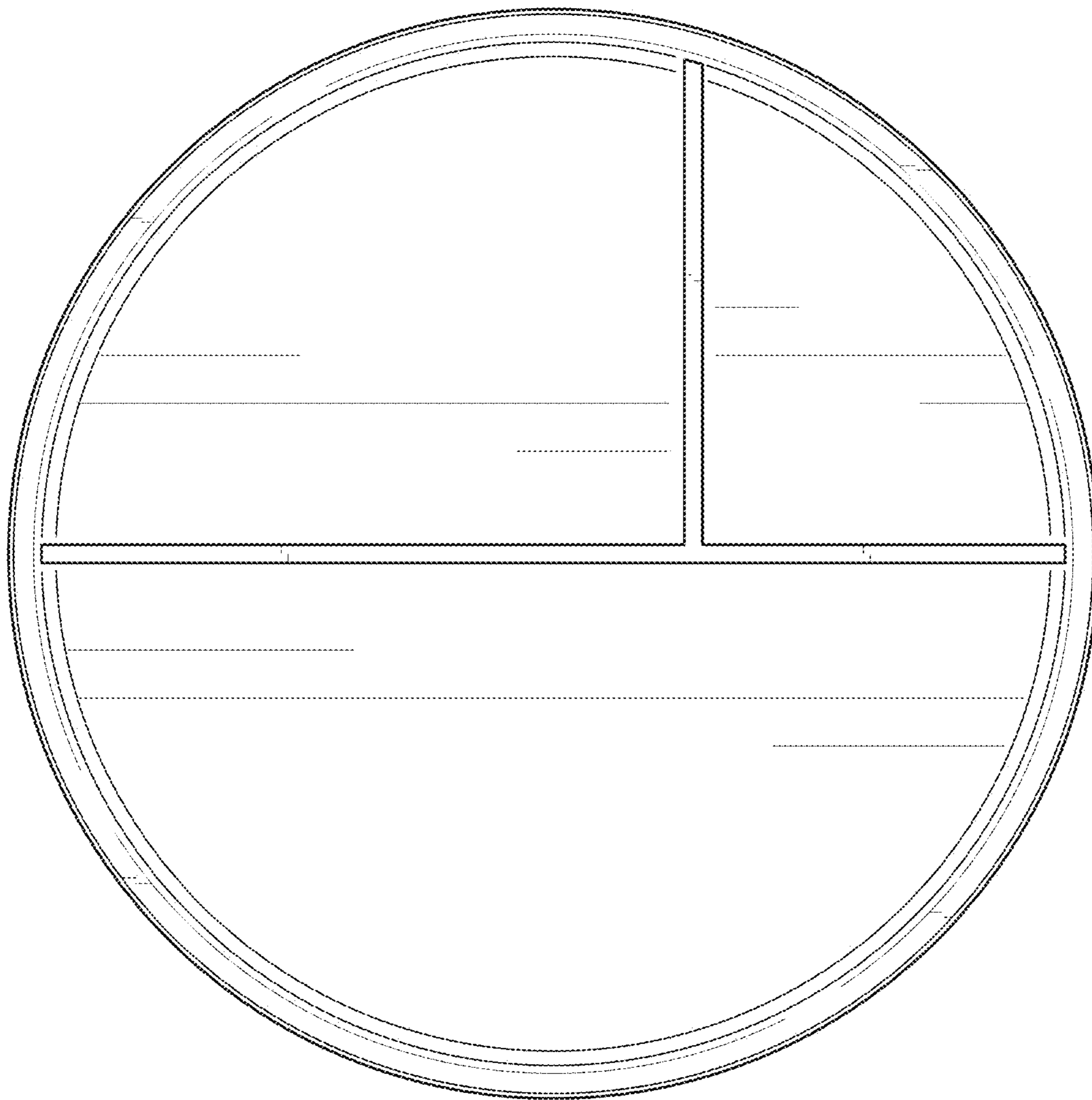


FIG. 21




FIG. 22