



US00D910376S

(12) **United States Design Patent**  
**Lovelace**

(10) **Patent No.:** **US D910,376 S**  
(45) **Date of Patent:** **\*\* Feb. 16, 2021**

(54) **CUP WITH LID**

(71) Applicant: **Sean Michael Lovelace**, Casper, WY  
(US)

(72) Inventor: **Sean Michael Lovelace**, Casper, WY  
(US)

(\*\*) Term: **15 Years**

(21) Appl. No.: **29/672,012**

(22) Filed: **Nov. 30, 2018**

(51) **LOC (13) Cl.** ..... **07-01**

(52) **U.S. Cl.**

USPC ..... **D7/510**; D7/511; D7/532

(58) **Field of Classification Search**

USPC ..... D7/509, 510, 511, 523, 529, 532, 530,  
D7/531, 533, 536, 318, 319, 507, 524,  
D7/392.1, 396.2, 300.2; D9/503, 504,  
D9/440, 449, 450, 609, 601, 435, 436,  
D9/684, 688, 728, 686, 443, 439, 425,  
D9/424; D3/202

CPC ..... A47G 19/22; A47G 19/2288; A47G  
19/2205; A47G 19/2272; B65D 1/265;  
A47J 41/0077; A47J 41/0088; A47J  
41/028

See application file for complete search history.

(56) **References Cited**

**U.S. PATENT DOCUMENTS**

D717,606 S *	11/2014	Kristinik .....	D7/532
D732,343 S *	6/2015	Romley .....	D7/532
D751,341 S *	3/2016	Seiders .....	D7/396.2
D814,297 S *	4/2018	Silsby .....	D9/440
D815,893 S *	4/2018	Seiders .....	D7/396.2
D820,045 S *	6/2018	Harrington, III .....	D7/511
D824,212 S *	7/2018	Seiders .....	D7/396.2
D825,993 S *	8/2018	Sadhvani .....	D7/510
D842,028 S *	3/2019	Melanson .....	D7/392.1
D842,646 S *	3/2019	Silsby .....	D7/396.2

D850,192 S *	6/2019	Jacobsen .....	D7/396.2
D896,575 S *	9/2020	Xie .....	D7/392.1
D897,148 S *	9/2020	Han .....	D7/392.1
2017/0121074 A1 *	5/2017	Seiders .....	A47G 19/2272
2019/0231102 A1 *	8/2019	Dahab .....	A47G 19/2272

**OTHER PUBLICATIONS**

[https://www.amazon.com/SOLO-Cup-Company-TP12-100-Plastic/dp/B072J94BBX/ref=sr\\_1\\_79?keywords=disposable+cup&qid=1581605858&sr=8-79](https://www.amazon.com/SOLO-Cup-Company-TP12-100-Plastic/dp/B072J94BBX/ref=sr_1_79?keywords=disposable+cup&qid=1581605858&sr=8-79) (Year: 2017).\*

[https://www.amazon.com/Replacement-Stainless-Steel-Tumbler-Travel/dp/B075HJCVJZ/ref=sr\\_1\\_29?dchild=1&keywords=sliding+lid&qid=1601665843&sr=8-29](https://www.amazon.com/Replacement-Stainless-Steel-Tumbler-Travel/dp/B075HJCVJZ/ref=sr_1_29?dchild=1&keywords=sliding+lid&qid=1601665843&sr=8-29) (Year: 2017).\*

[https://www.amazon.com/Colorful-Stainless-Insulated-plumwood-vine/dp/B01KGGIFF4/ref=sr\\_1\\_209?dchild=1&keywords=ceramic+beer+cup+with+lid&qid=1601665224&sr=8-209](https://www.amazon.com/Colorful-Stainless-Insulated-plumwood-vine/dp/B01KGGIFF4/ref=sr_1_209?dchild=1&keywords=ceramic+beer+cup+with+lid&qid=1601665224&sr=8-209) (Year: 2016).\*

\* cited by examiner

*Primary Examiner* — Jae Liang

(74) *Attorney, Agent, or Firm* — Ronald C. Gorsche

(57) **CLAIM**

The ornamental design for a cup with lid, as shown and described.

**DESCRIPTION**

FIG. 1 is a front view of a cup with lid showing my new design;

FIG. 2 is a right side view of the cup with lid shown in FIG. 1;

FIG. 3 is a left side view of the cup with lid shown in FIG. 1;

FIG. 4 is a top view of the cup with lid shown in Fig.1;

FIG. 5 is a bottom vie of the cup with lid shown in FIG. 1;

FIG. 6 is a top perspective view of the cup with lid shown in FIG. 1; and,

FIG. 7 is a bottom perspective view of the cup with lid shown in FIG. 1.

**1 Claim, 7 Drawing Sheets**

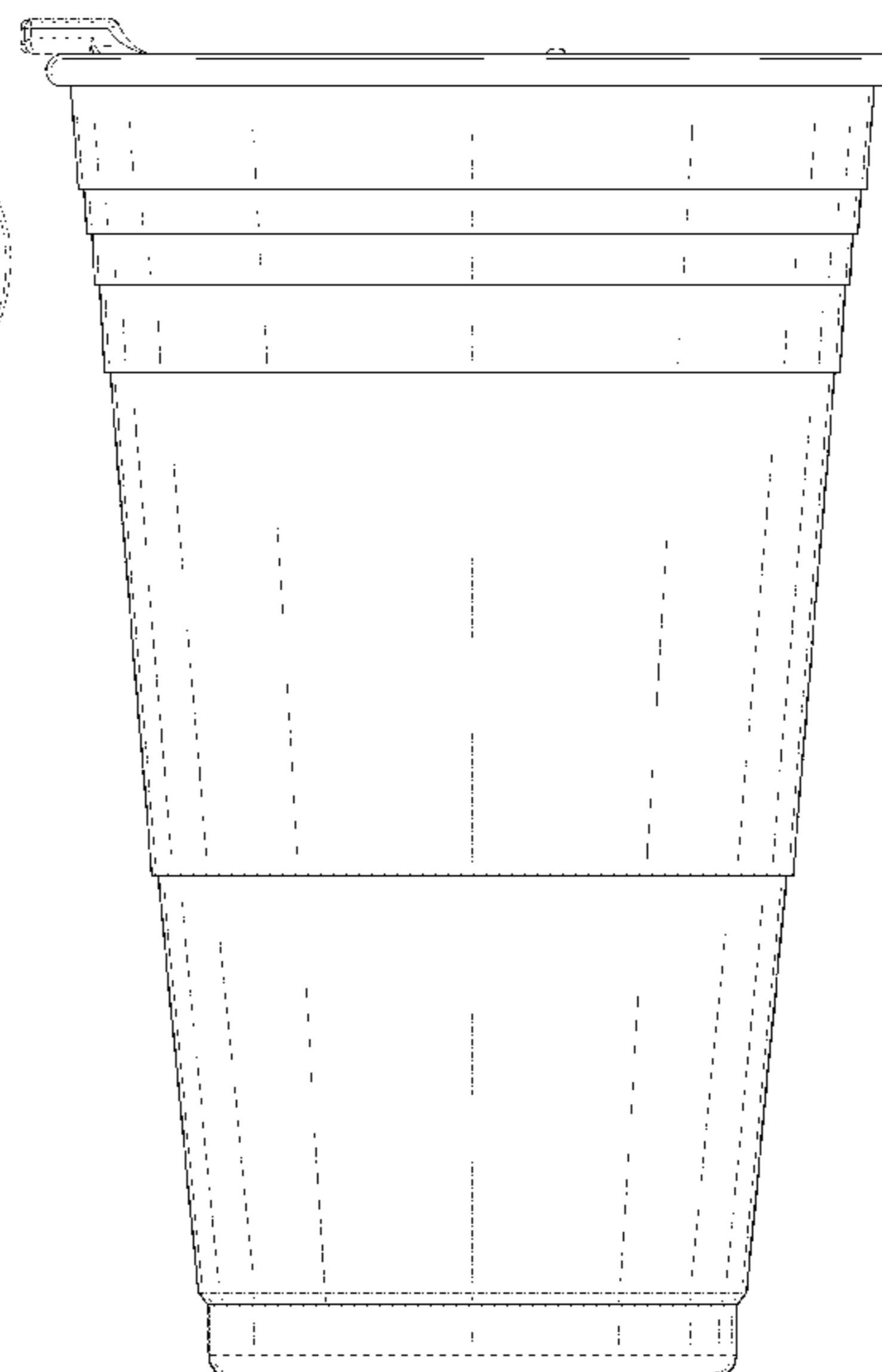
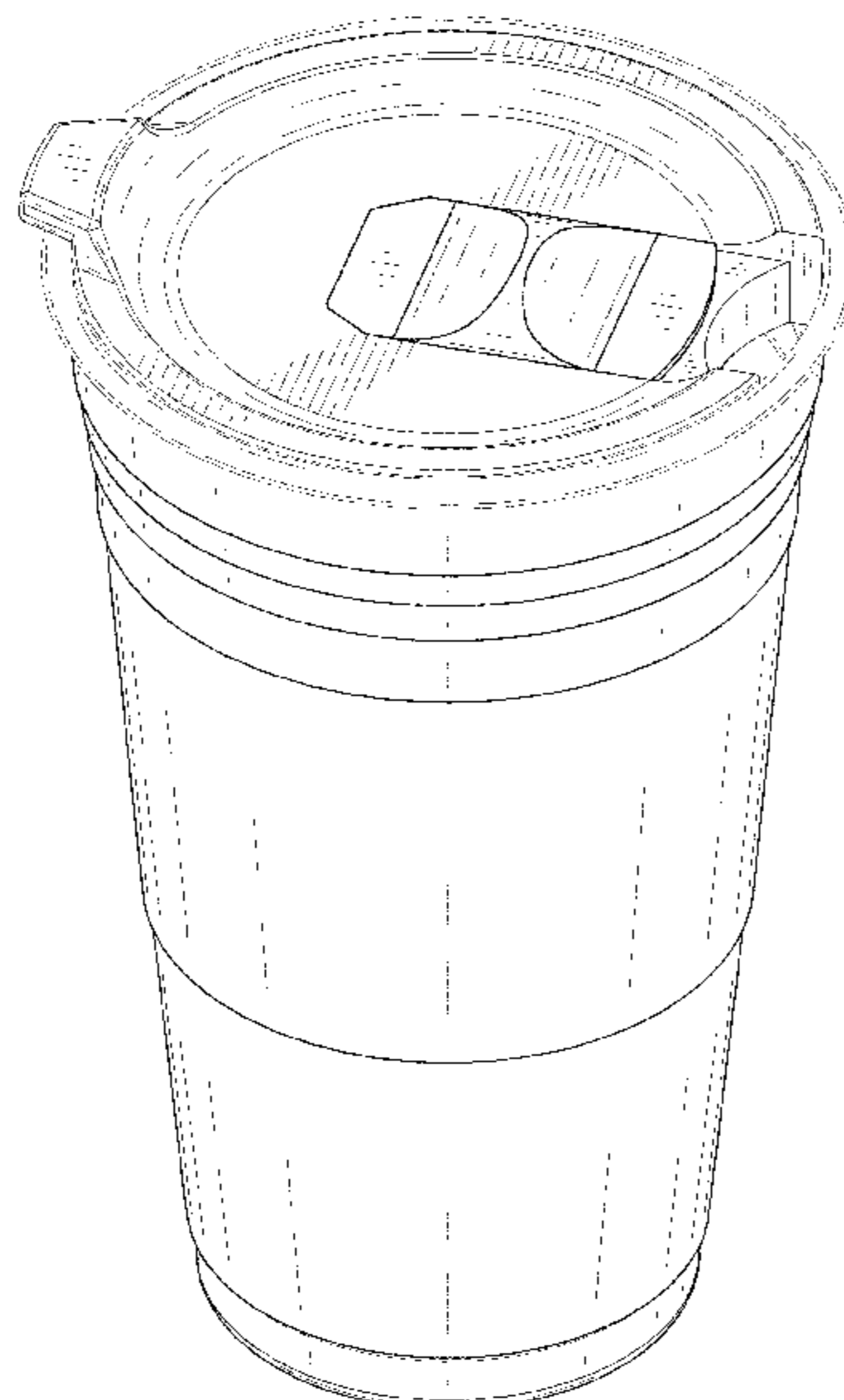




FIG. 1

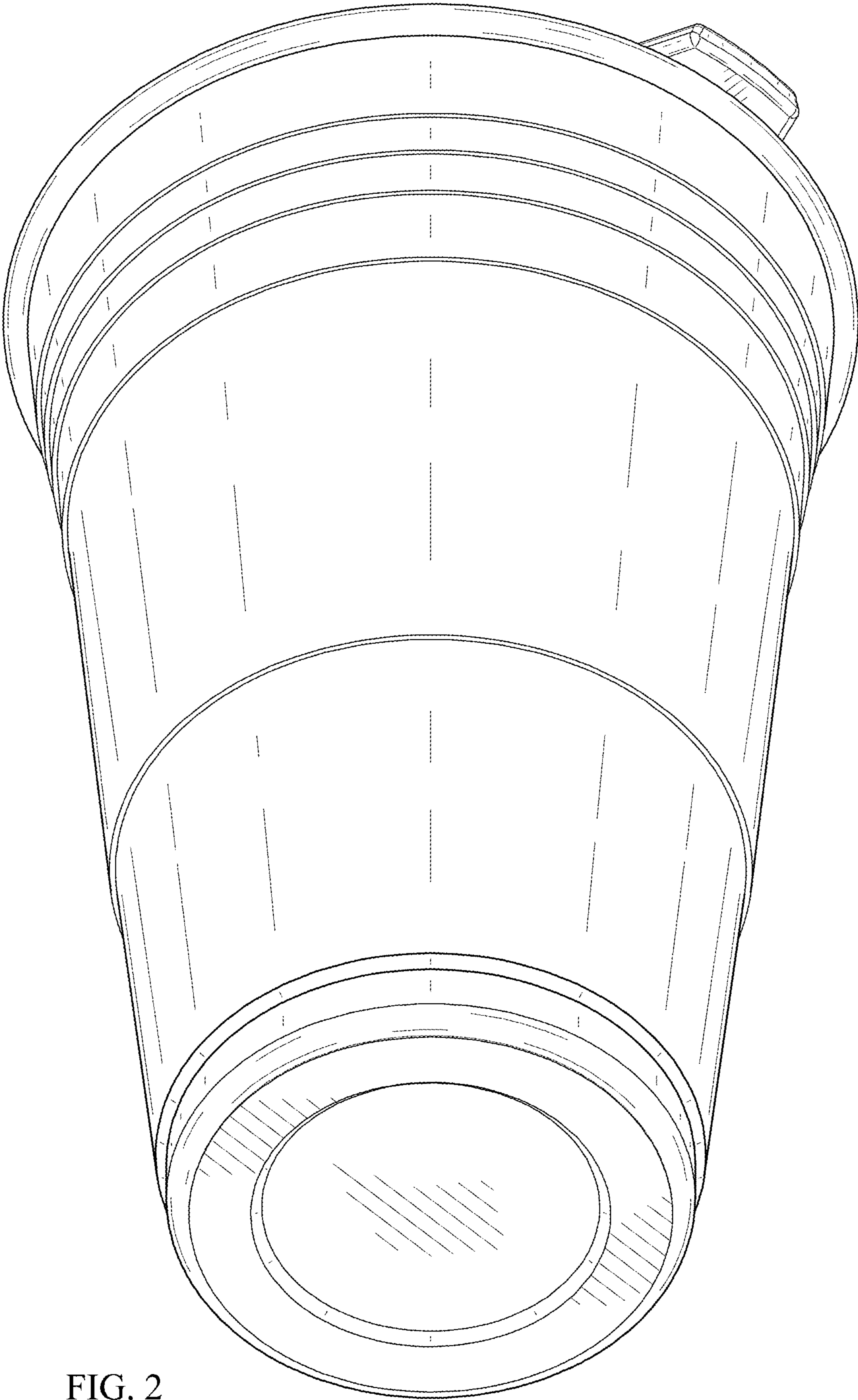


FIG. 2

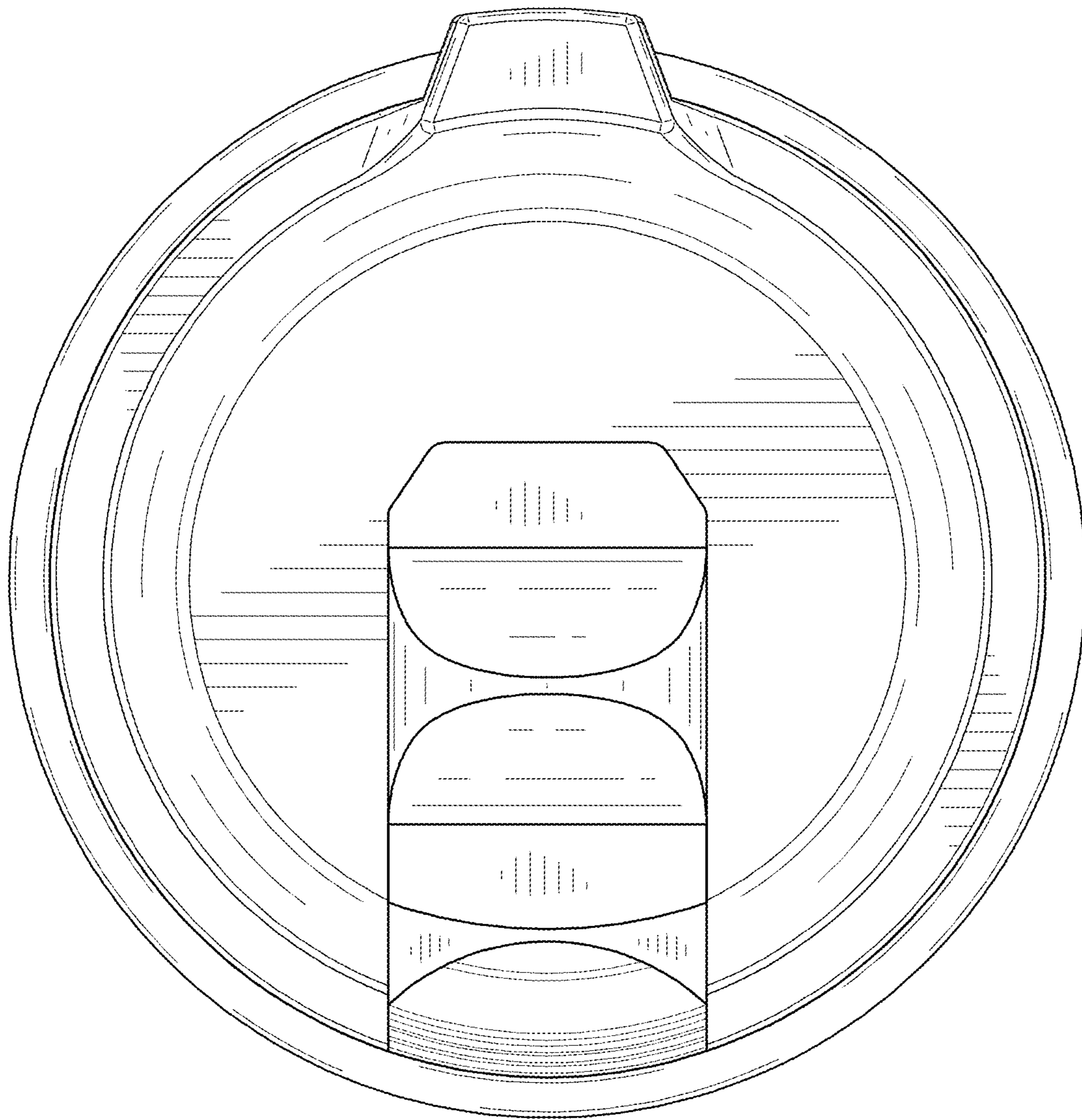


FIG. 3

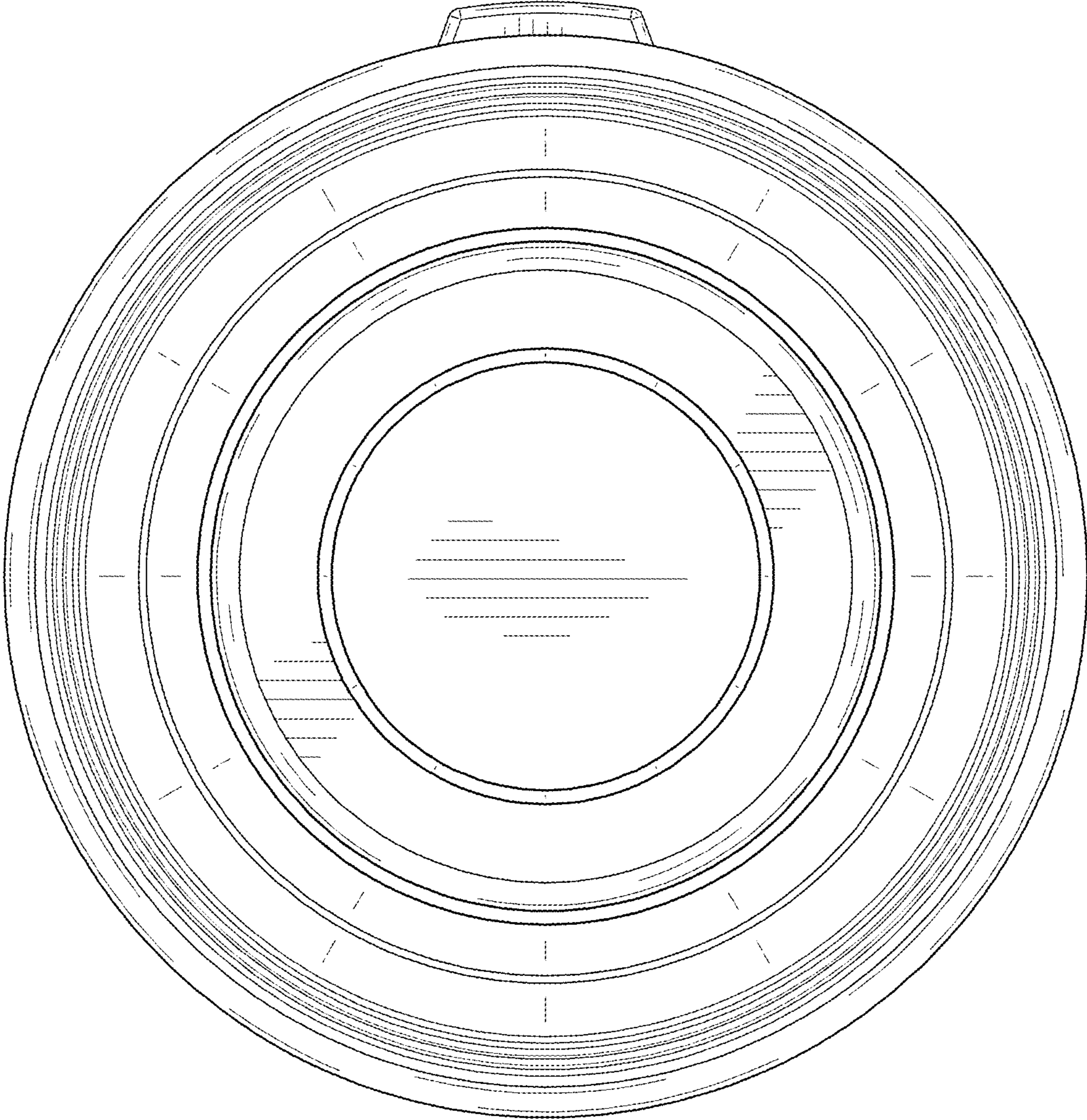


FIG. 4

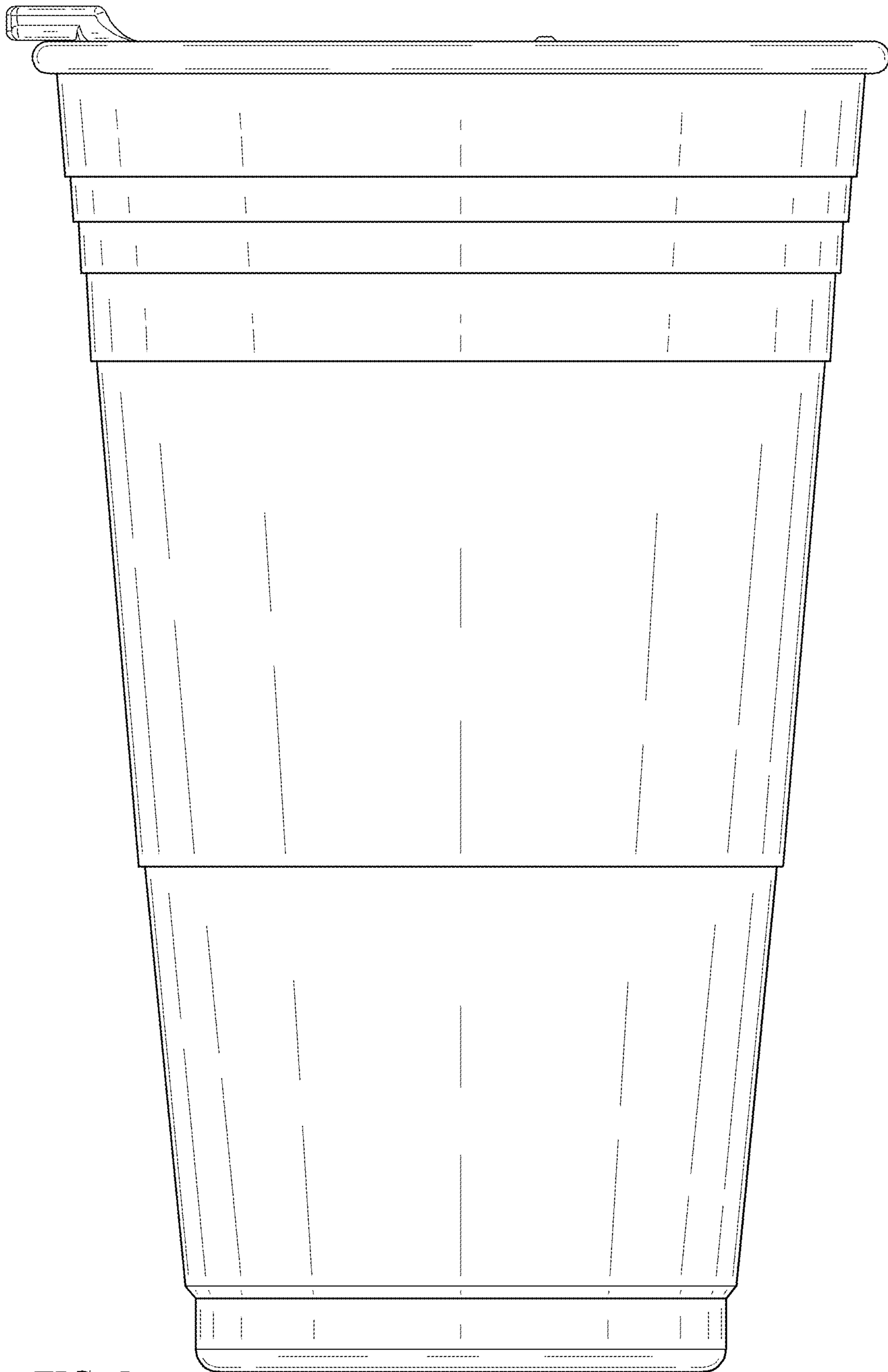


FIG. 5

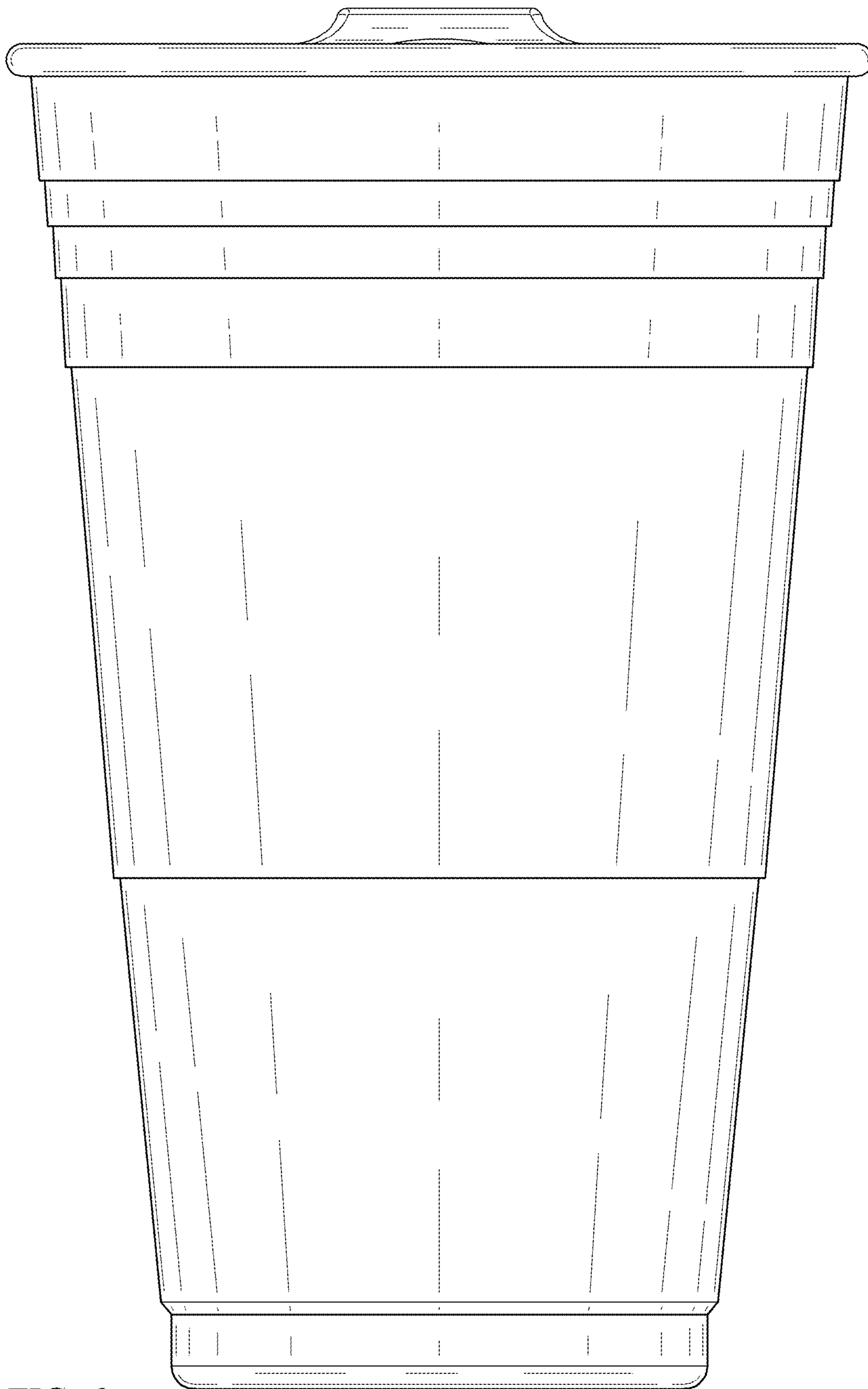


FIG. 6

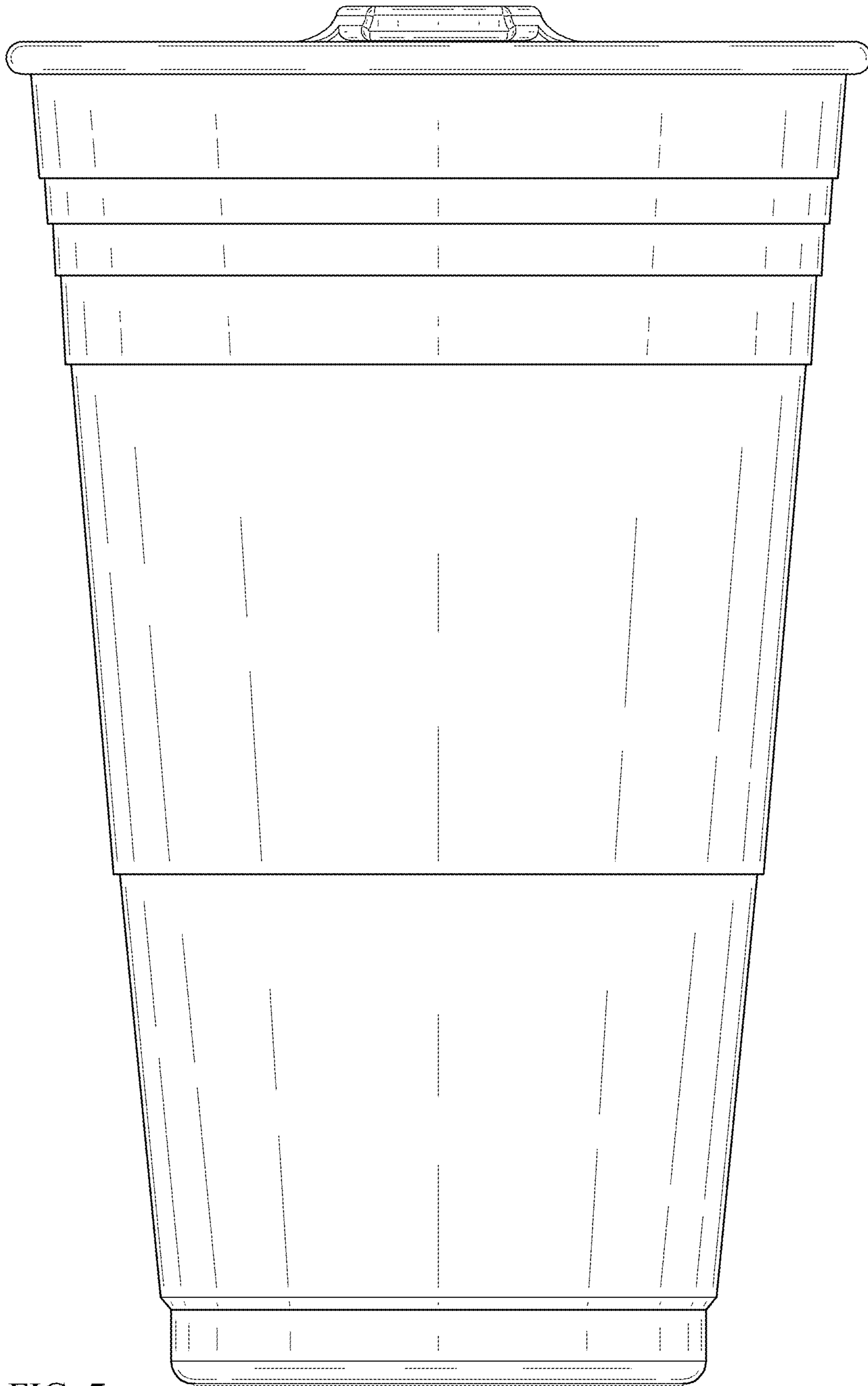


FIG. 7