



US00D910369S

(12) **United States Design Patent**  
**Kim et al.**

(10) **Patent No.:** **US D910,369 S**

(45) **Date of Patent:** **\*\* Feb. 16, 2021**

(54) **HANDLE FOR A HOUSEHOLD IMPLEMENT**

(71) Applicants: **Min Kim**, Jersey City, NJ (US);  
**Edward Lee**, Brooklyn, NY (US);  
**Mason Adam Umholtz**, Sunnyvale, CA  
(US); **Marc-Aurelien Vivant**,  
Brooklyn, NY (US)

(72) Inventors: **Min Kim**, Jersey City, NJ (US);  
**Edward Lee**, Brooklyn, NY (US);  
**Mason Adam Umholtz**, Sunnyvale, CA  
(US); **Marc-Aurelien Vivant**,  
Brooklyn, NY (US)

(73) Assignee: **Helen of Troy Limited**, St. Michael  
(BB)

(\*\*) Term: **15 Years**

(21) Appl. No.: **29/702,265**

(22) Filed: **Aug. 18, 2019**

(51) **LOC (13) Cl.** ..... **07-02**

(52) **U.S. Cl.**  
USPC ..... **D7/395**

(58) **Field of Classification Search**  
USPC ..... D7/393-395, 401.2, 402, 664, 688, 691,  
D7/692, 693, 694; D8/107, 300, 303;  
D4/138  
CPC ..... A47J 43/28; A47J 43/283; A47J 43/288;  
B25G 1/00; B25G 1/01; B25G 1/02;  
B25G 1/10; B25G 1/102; Y10T 16/476  
See application file for complete search history.

(56) **References Cited**

U.S. PATENT DOCUMENTS

D373,506 S \* 9/1996 Viemeister ..... D7/395  
D396,754 S \* 8/1998 Chang ..... D4/138  
D414,610 S \* 10/1999 Davila ..... D4/138  
D417,585 S \* 12/1999 Kwok ..... D7/395

D427,044 S \* 6/2000 White ..... D7/393  
RE37,190 E \* 5/2001 Stowell ..... B25G 1/10  
16/110.1  
D495,198 S \* 8/2004 Gonzalez ..... D7/395  
D533,399 S \* 12/2006 Wright ..... D7/395  
D613,005 S \* 3/2010 Lin ..... D30/159  
D698,112 S \* 1/2014 Molinet ..... D32/51  
D808,242 S \* 1/2018 Levand ..... D8/107  
D853,819 S \* 7/2019 Levand ..... D8/107  
2005/0166406 A1 \* 8/2005 Cornfield ..... A47J 43/288  
30/324  
2007/0071843 A1 \* 3/2007 Jackson ..... A47J 43/288  
425/276

OTHER PUBLICATIONS

<https://www.oxo.com/polished-stainless-steel-slotted-spoon-622.html>, publicly available prior to Aug. 18, 2019.

\* cited by examiner

*Primary Examiner* — Cynthia M. Chin

(74) *Attorney, Agent, or Firm* — Rankin, Hill & Clark  
LLP

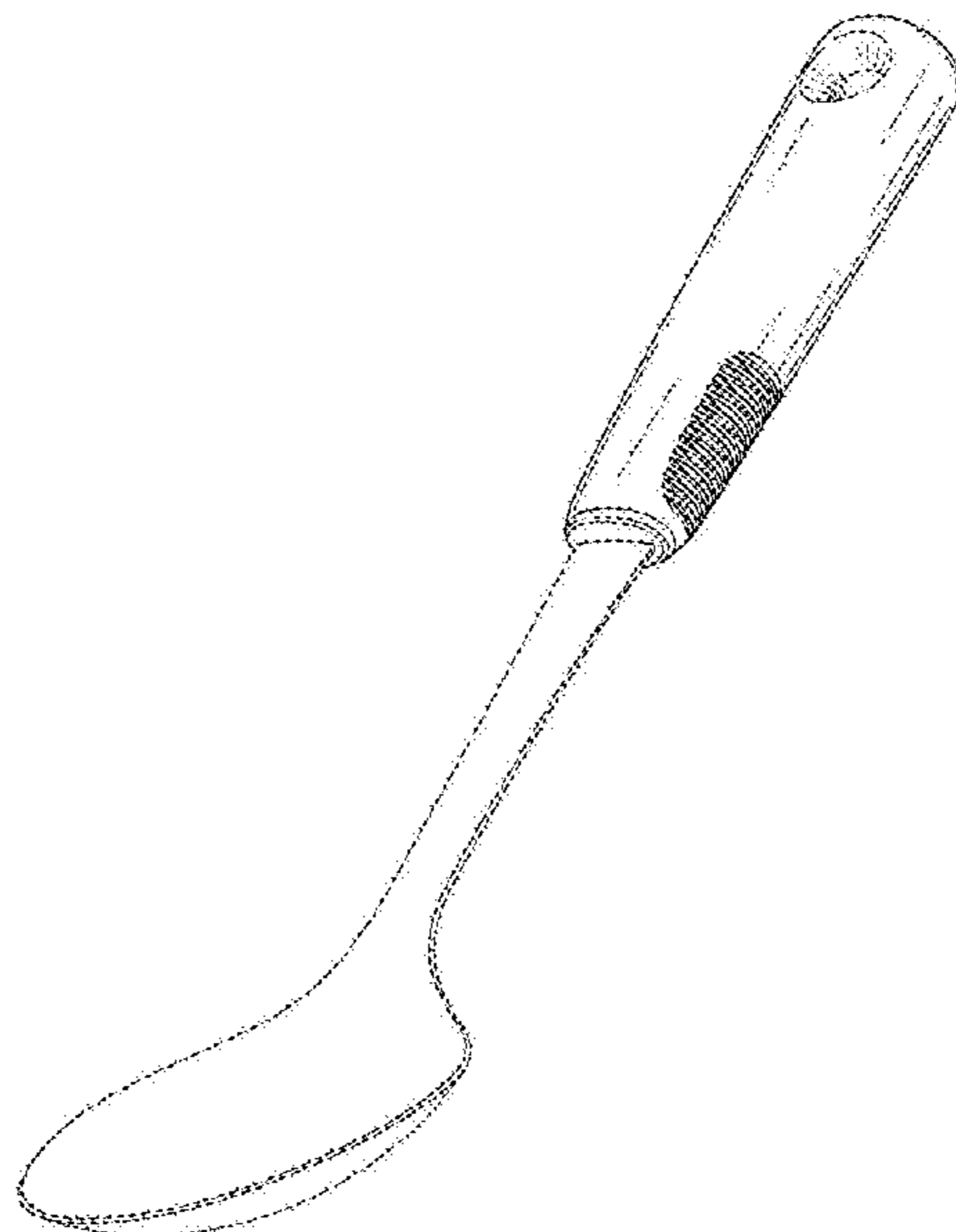
(57) **CLAIM**

The ornamental design for a handle for a household implement, as shown, and described.

**DESCRIPTION**

FIG. 1 is a perspective view of a handle for a household implement;  
FIG. 2 is a front view thereof;  
FIG. 3 is a rear view thereof;  
FIG. 4 is a right elevation view thereof, the left elevation view being a mirror image thereof;  
FIG. 5 is a top plan view thereof; and,  
FIG. 6 is a bottom plan view thereof.  
The broken lines are for the purpose of illustrating portions of the article that form no part of the claim.

**1 Claim, 6 Drawing Sheets**



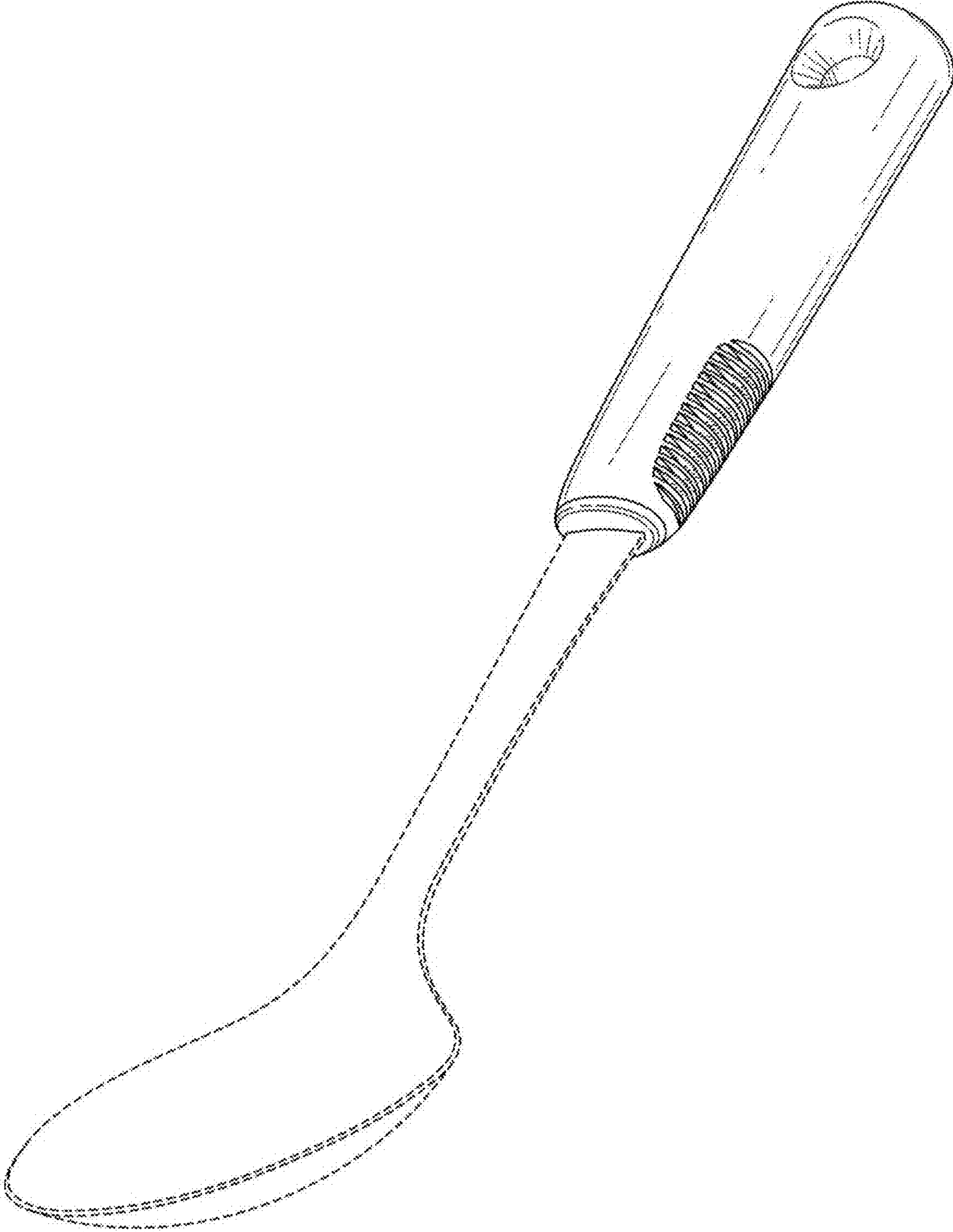


FIG. 1

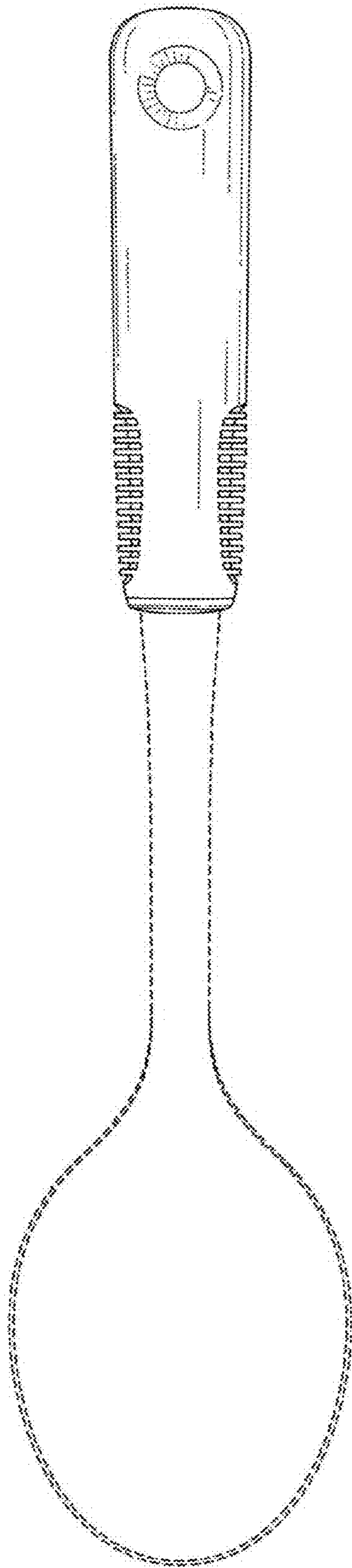


FIG. 2

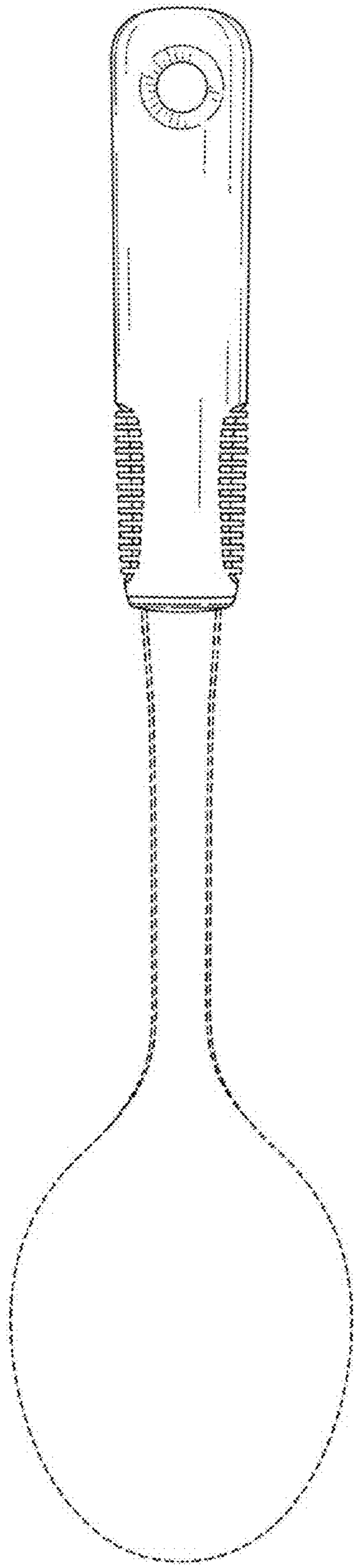


FIG. 3




FIG. 4

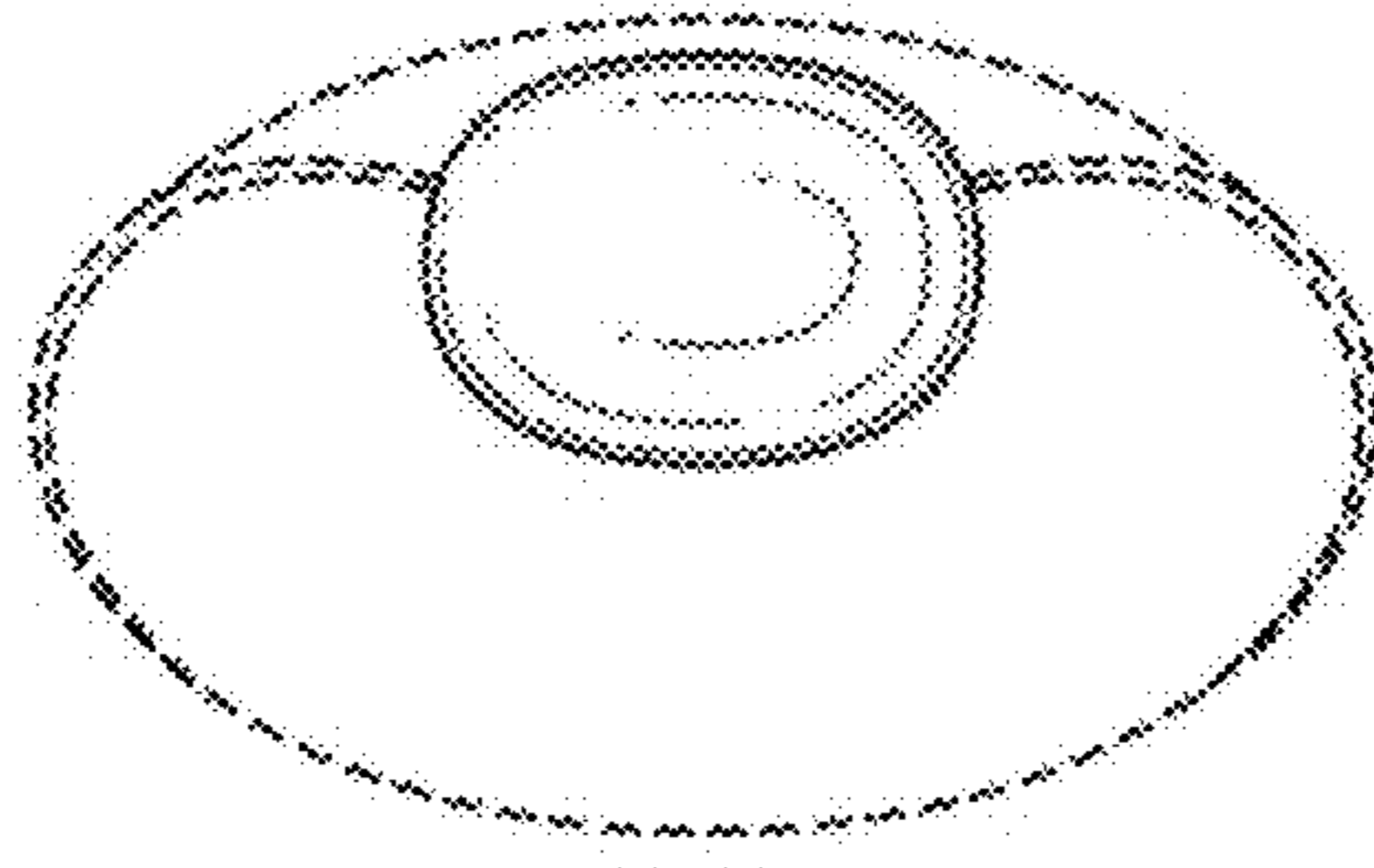


FIG. 5

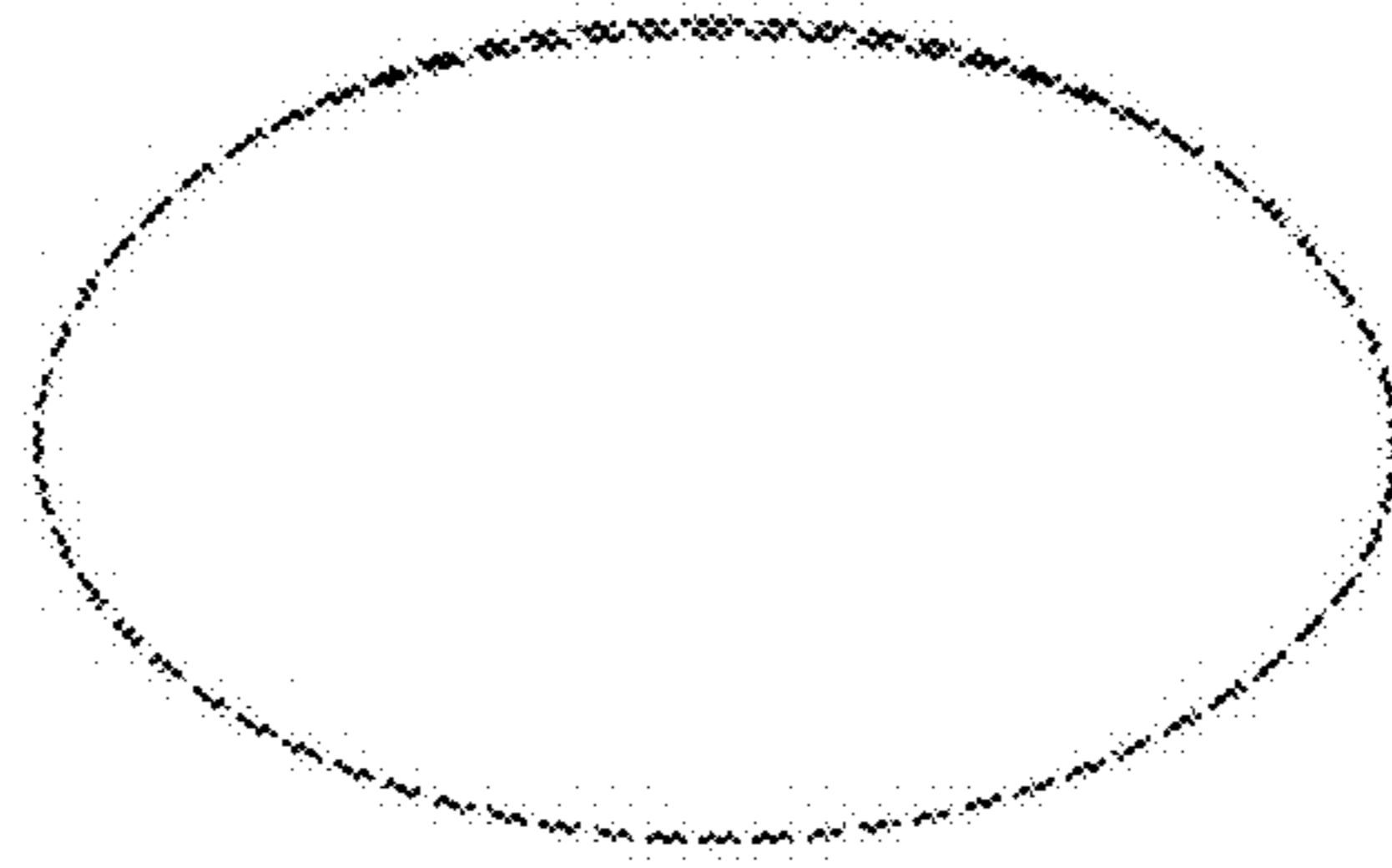


FIG. 6