



US00D910344S

(12) **United States Design Patent** (10) **Patent No.:** **US D910,344 S**  
**Li** (45) **Date of Patent:** **\*\* Feb. 16, 2021**

(54) **CABINET**

FOREIGN PATENT DOCUMENTS

(71) Applicant: **39F USA INC**, Rancho Cucamonga, CA (US)

DE 9209285 U1 \* 9/1988 ..... A47B 88/57  
DE 202017107776 U1 \* 1/2018 ..... A47B 67/04

(72) Inventor: **Yuehai Li**, Rancho Cucamonga, CA (US)

\* cited by examiner

(\*\*) Term: **15 Years**

*Primary Examiner* — R. Johnson

(21) Appl. No.: **29/694,294**

(74) *Attorney, Agent, or Firm* — Feng Qian

(22) Filed: **Jun. 10, 2019**

(51) **LOC (13) Cl.** ..... **06-04**

(52) **U.S. Cl.**  
USPC ..... **D6/671**

(58) **Field of Classification Search**  
USPC ..... D6/657, 661, 662, 663, 664.1, 667, 668,  
D6/669, 671, 671.2, 672, 673, 710  
CPC ..... A47B 55/00; A47B 57/00; A47B 61/00;  
A47B 67/00; A47B 67/005; A47B 67/02;  
A47B 67/04

See application file for complete search history.

(56) **References Cited**

U.S. PATENT DOCUMENTS

D132,971 S \* 7/1942 Carlson ..... D6/671  
4,243,280 A \* 1/1981 Deconinck ..... A47B 55/00  
312/140  
D554,897 S \* 11/2007 Mayer ..... D23/286  
10,506,876 B1 \* 12/2019 Chen ..... A47B 47/03

(57) **CLAIM**


The ornamental design for a cabinet, as shown and described.

**DESCRIPTION**

FIG. 1 is a front perspective view of a cabinet showing my new design;  
FIG. 2 is a front elevation view thereof;  
FIG. 3 is a rear elevation view thereof;  
FIG. 4 is a left-side elevation view thereof;  
FIG. 5 is a right-side elevation view thereof;  
FIG. 6 is a top plan view thereof; and,  
FIG. 7 is a bottom plan view thereof.

The broken lines shown in the drawings are for the purpose of illustrating portions of the article, and form no part of the claimed design.

**1 Claim, 7 Drawing Sheets**



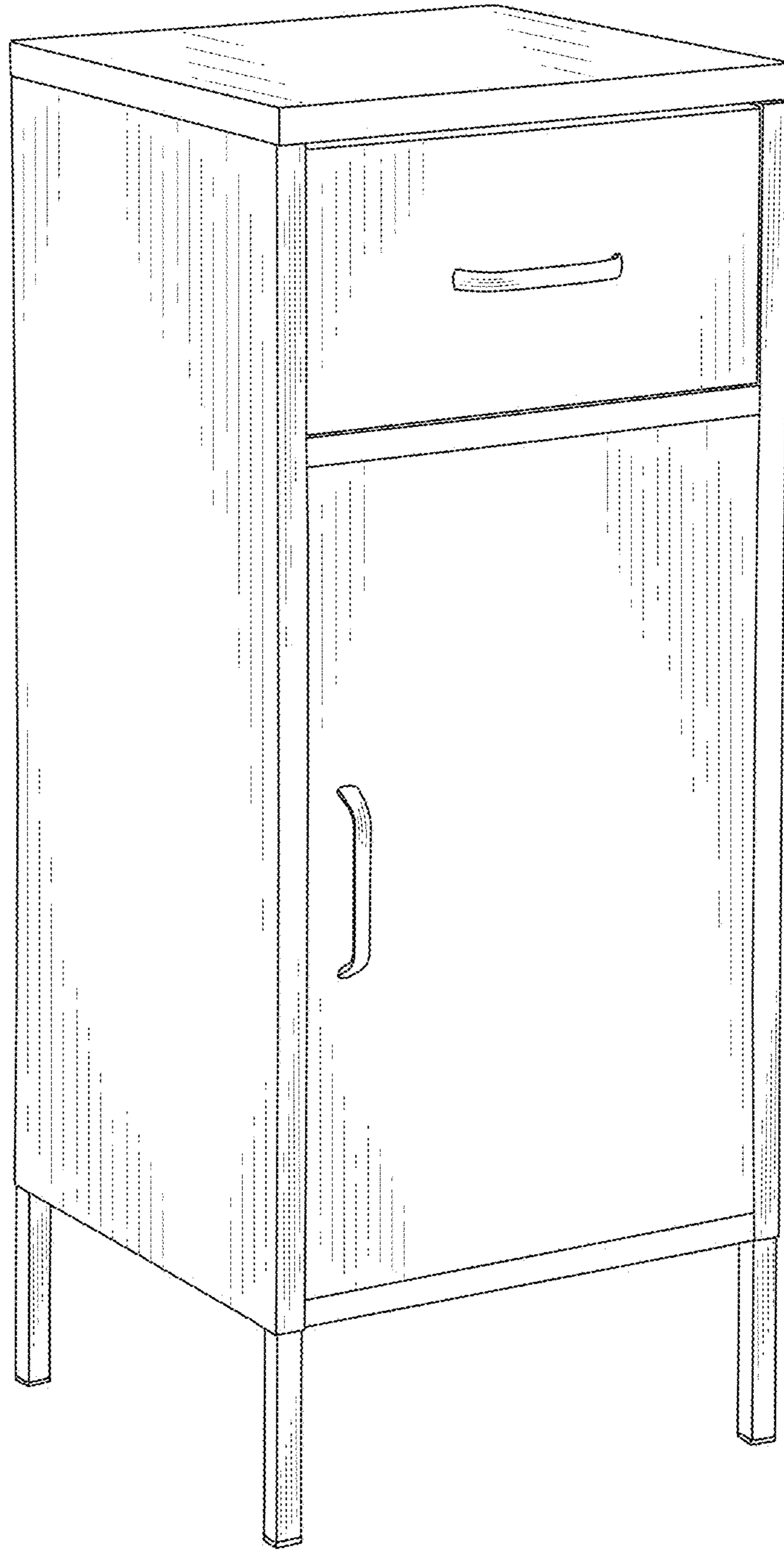


Fig. 1

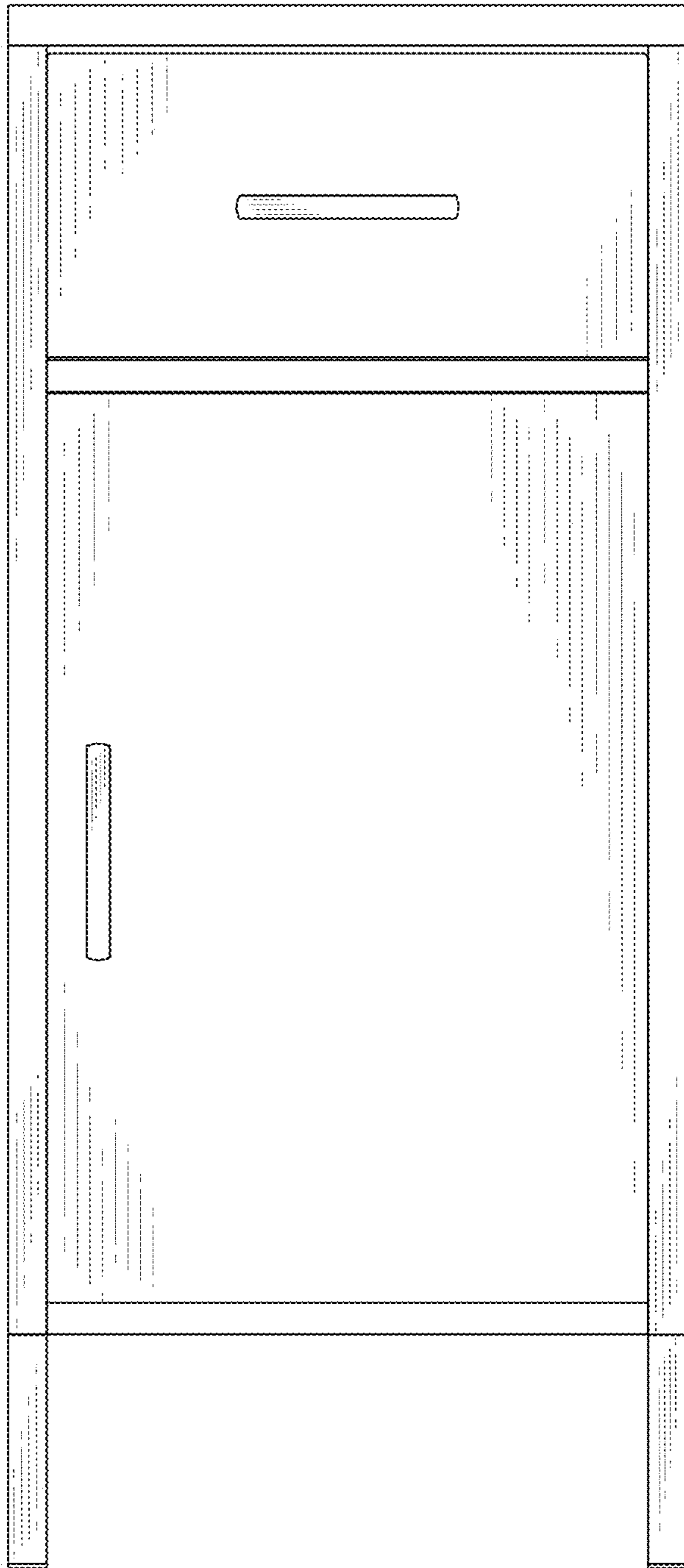


Fig. 2




Fig. 3




Fig. 4

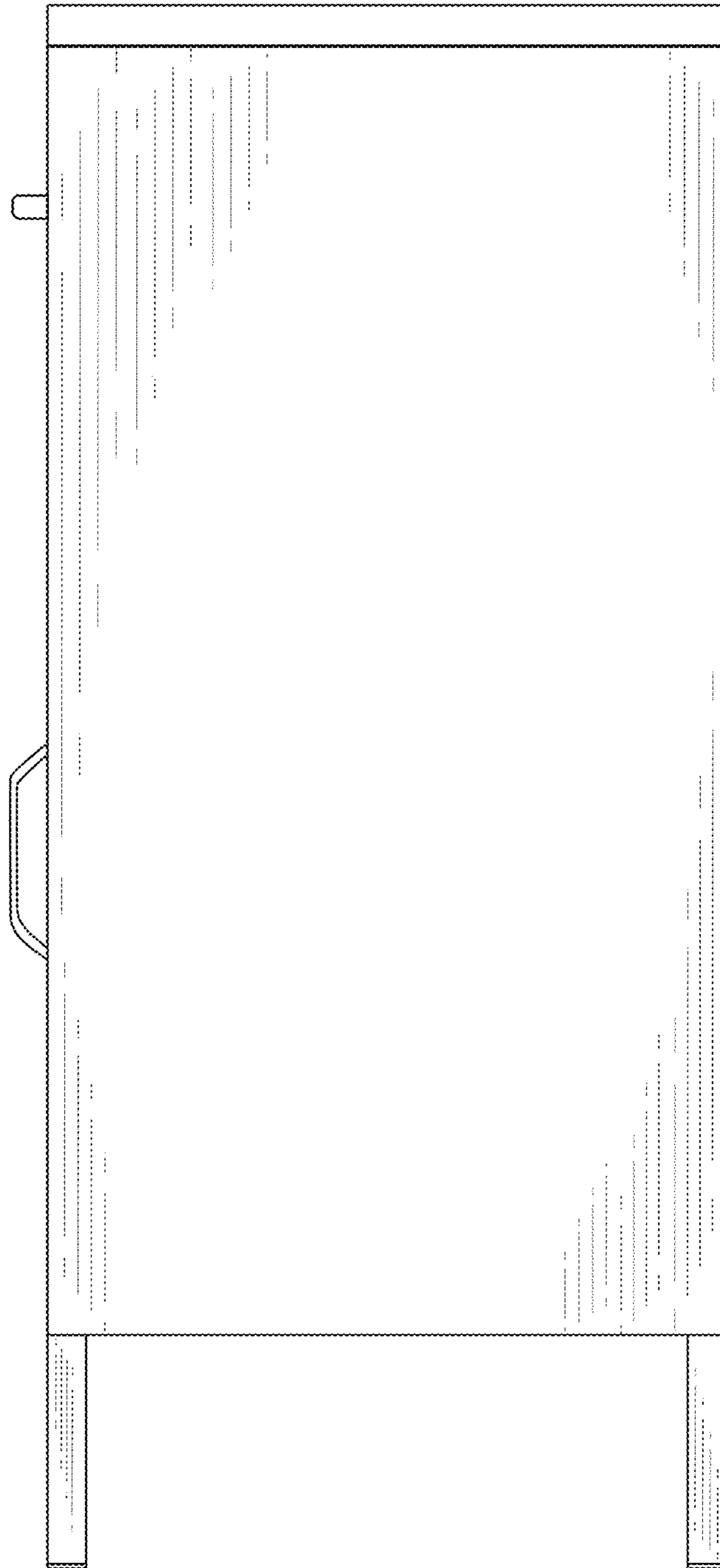


Fig. 5




Fig. 6

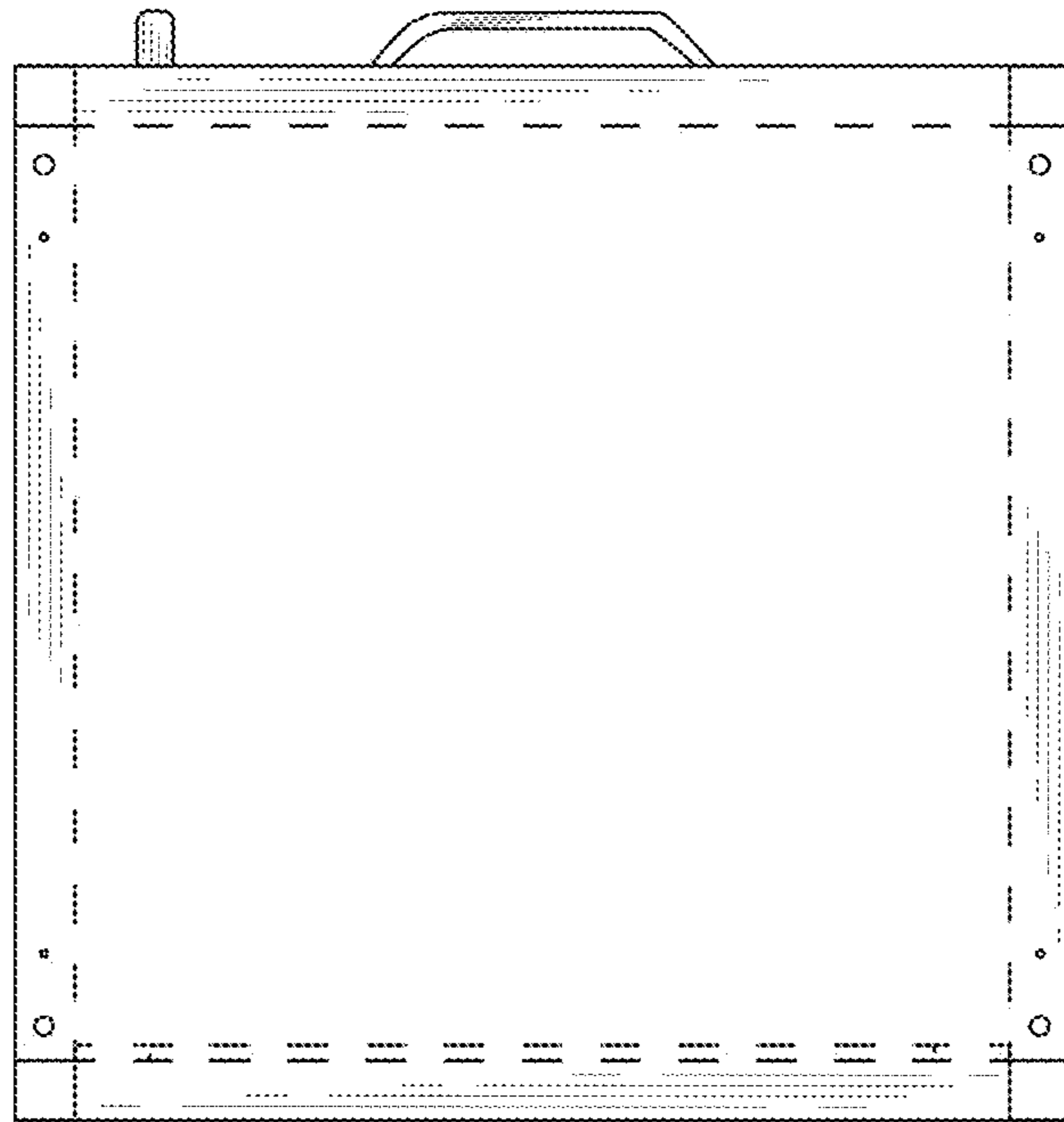


Fig. 7