

US00D910336S

(12) **United States Design Patent** (10) **Patent No.:** **US D910,336 S**
Rupel et al. (45) **Date of Patent:** **** Feb. 16, 2021**

(54) **WINDOW COVERING**

(71) Applicant: **HUNTER DOUGLAS, INC.**, Pearl River, NY (US)

(72) Inventors: **John Rupel**, Pine River, WI (US); **Scott Cheslock**, Cecil, WI (US); **Ren Judkins**, Pittsburgh, PA (US); **Toralf Strand**, Kittery, ME (US)

(73) Assignee: **Hunter Douglas Inc.**, Pearl River, NY (US)

(**) Term: **15 Years**

(21) Appl. No.: **29/591,966**

(22) Filed: **Jan. 25, 2017**

(51) **LOC (13) Cl.** **06-10**

(52) **U.S. Cl.**
USPC **D6/578**

(58) **Field of Classification Search**
USPC D6/575-581; D8/358, 376; D25/55, D25/119, 121, 123, 125; D26/138; D13/155; D1/126

CPC . A01G 9/222; A47H 1/04; A47H 1/13; A47H 2/00; A47H 23/00; A47H 23/01; A47H 23/06; A47H 23/10; A47H 5/00; A47H 5/03; A47H 5/06; E06B 2009/1505; E06B 2009/247; E06B 2009/2476; E06B 2009/2494; E06B 2009/2622; E06B 2009/2625; E06B 2009/2627; E06B 2009/524; E06B 9/24; E06B 9/26; E06B

(Continued)

(56) **References Cited**

U.S. PATENT DOCUMENTS

2,754,901 A * 7/1956 Madsen E06B 3/94
160/84.11
3,039,574 A * 6/1962 Miller E06B 9/01
29/897.15

(Continued)

Primary Examiner — Kevin K Rudzinski

Assistant Examiner — Clare Ann Gannon

(74) *Attorney, Agent, or Firm* — Leason Ellis LLP

(57) **CLAIM**

The ornamental design for a window covering, as shown and described.

DESCRIPTION

FIG. 1 is a perspective view of a window covering shown in an extended position with environmental structure, according to a first embodiment of our design;

FIG. 2 is a front elevational view of FIG. 1;

FIG. 3 is a rear elevational view of FIG. 1;

FIG. 4 is a top view thereof, taken along line 4-4 of FIG. 1;

FIG. 5 is a bottom plan view of FIG. 1;

FIG. 6 is a left side elevational view of FIG. 1;

FIG. 7 is a right side elevational view of FIG. 1;

FIG. 8 is a top plan, cross-section view thereof, taken along line 8-8 of FIG. 1;

FIG. 9 is a perspective view of a window covering shown in an extended position with environmental structure, according to a second embodiment of our design;

FIG. 10 is a front elevational view of FIG. 9;

FIG. 11 is a rear elevational view of FIG. 9;

FIG. 12 is a top view thereof, taken along line 12-12 of FIG. 9;

FIG. 13 is a bottom plan view of FIG. 9;

FIG. 14 is a left side elevational view of FIG. 9;

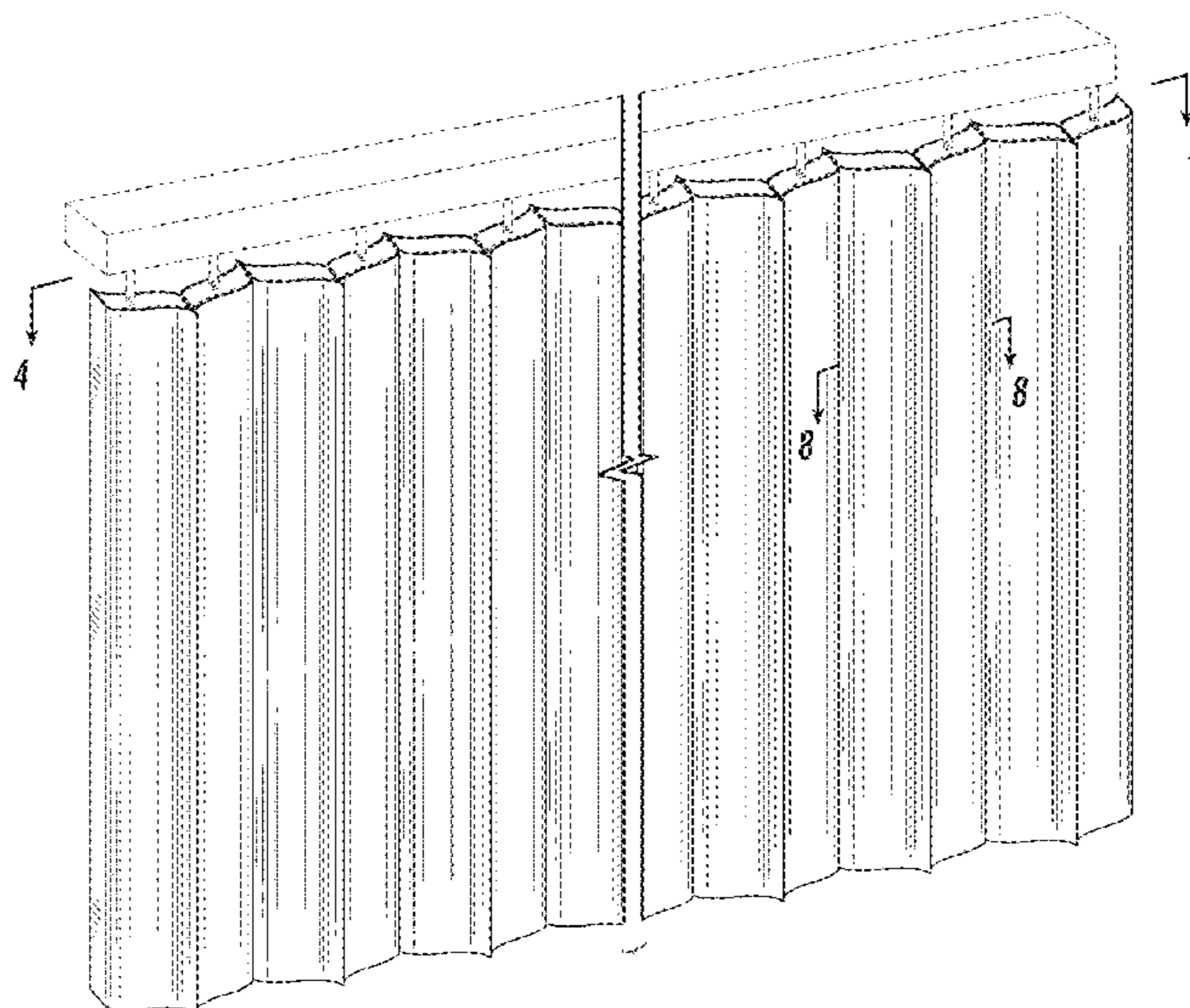
FIG. 15 is a right side elevational view of FIG. 9; and,

FIG. 16 is a top plan, cross-section view thereof, taken along line 16-16 of FIG. 9 .

The break lines and the appearance of any portion of the article between the break lines form no part of the claimed design.

The broken lines (e.g., the track, the header, and architectural features) illustrate environment and form no part of the claimed design.

1 Claim, 12 Drawing Sheets



(58) **Field of Classification Search**
 CPC 9/262; E06B 9/264; E06B 9/28; E06B
 9/302; E06B 9/303; E06B 9/322; E06B
 9/323; E06B 9/34; E06B 9/386; E06B
 9/388; E06B 9/40; E06B 9/42; E06B
 9/449; E06B 9/56; E06B 9/60
 See application file for complete search history.

(56) **References Cited**

U.S. PATENT DOCUMENTS

3,148,726 A * 9/1964 Rothbart A47H 23/10
 160/330
 3,242,972 A * 3/1966 Truesdale A47H 13/04
 160/84.01
 3,254,464 A * 6/1966 Hoyt, Jr. E04C 2/205
 256/19
 4,307,768 A * 12/1981 Anderson E06B 9/262
 160/5
 4,450,027 A * 5/1984 Colson B29C 53/063
 156/193
 5,135,461 A * 8/1992 Corey B31F 1/245
 156/204
 5,193,601 A * 3/1993 Corey B31F 1/245
 156/197
 5,297,607 A * 3/1994 Beauchamp E06B 9/367
 160/84.04
 D347,348 S * 5/1994 Chen E06B 9/26
 D6/577
 D352,856 S * 11/1994 Ford D6/575
 5,490,553 A * 2/1996 Colson E06B 9/262
 160/166.1
 5,692,550 A * 12/1997 Ford E06B 9/262
 156/197
 5,701,940 A * 12/1997 Ford E06B 9/262
 156/197
 5,797,442 A * 8/1998 Colson B29C 53/40
 160/236
 5,857,511 A * 1/1999 Judkins A47H 13/14
 160/348
 6,103,336 A * 8/2000 Swiszczy B31D 3/0207
 160/84.01
 6,302,982 B1 * 10/2001 Corey B29C 66/437
 156/73.4
 6,533,017 B1 * 3/2003 Toti E06B 9/262
 160/168.1 V

6,640,867 B1 * 11/2003 Pallotta E06B 9/266
 160/84.04
 D493,057 S * 7/2004 Newlon E06B 9/262
 D6/575
 D643,238 S * 8/2011 Buccola, Jr. A47H 13/04
 D6/575
 8,353,326 B2 * 1/2013 Chang D03D 1/007
 139/383 R
 8,839,590 B1 * 9/2014 Kortman E04B 9/34
 160/136
 8,915,288 B2 * 12/2014 MacAllen E04B 2/7416
 160/351
 D724,348 S * 3/2015 Cheng E04B 9/34
 D6/575
 D728,267 S * 5/2015 Cha E06B 9/266
 D6/575
 D734,060 S * 7/2015 Colson D6/580
 10,085,582 B2 * 10/2018 Zahner A47H 1/14
 D872,311 S * 1/2020 Sudano D25/119
 2004/0065416 A1 * 4/2004 Auger E06B 9/26
 160/84.05
 2004/0231802 A1 * 11/2004 Hsu E06B 9/266
 160/84.04
 2006/0196612 A1 * 9/2006 Strand E06B 9/262
 160/84.05
 2006/0196615 A1 * 9/2006 Yu E06B 9/38
 160/178.1 R
 2008/0169068 A1 * 7/2008 Liang E06B 9/38
 160/178.1 R
 2011/0114269 A1 * 5/2011 Cheng E06B 9/262
 160/84.01
 2013/0180670 A1 * 7/2013 Judkins A47H 23/00
 160/84.04
 2013/0228290 A1 * 9/2013 Rupel E06B 9/262
 160/84.05
 2015/0047792 A1 * 2/2015 Lukosiunas E06B 9/26
 160/84.05
 2015/0167380 A1 * 6/2015 Farley E06B 9/303
 160/168.1 R
 2015/0345214 A1 * 12/2015 Rupel E06B 9/264
 160/89
 2016/0053531 A1 * 2/2016 Hsieh G02B 5/0278
 359/599
 2018/0119487 A1 * 5/2018 Colson E06B 9/262
 2018/0209211 A1 * 7/2018 Rupel E06B 9/262
 2019/0090677 A1 * 3/2019 Judkins B23P 11/00

* cited by examiner

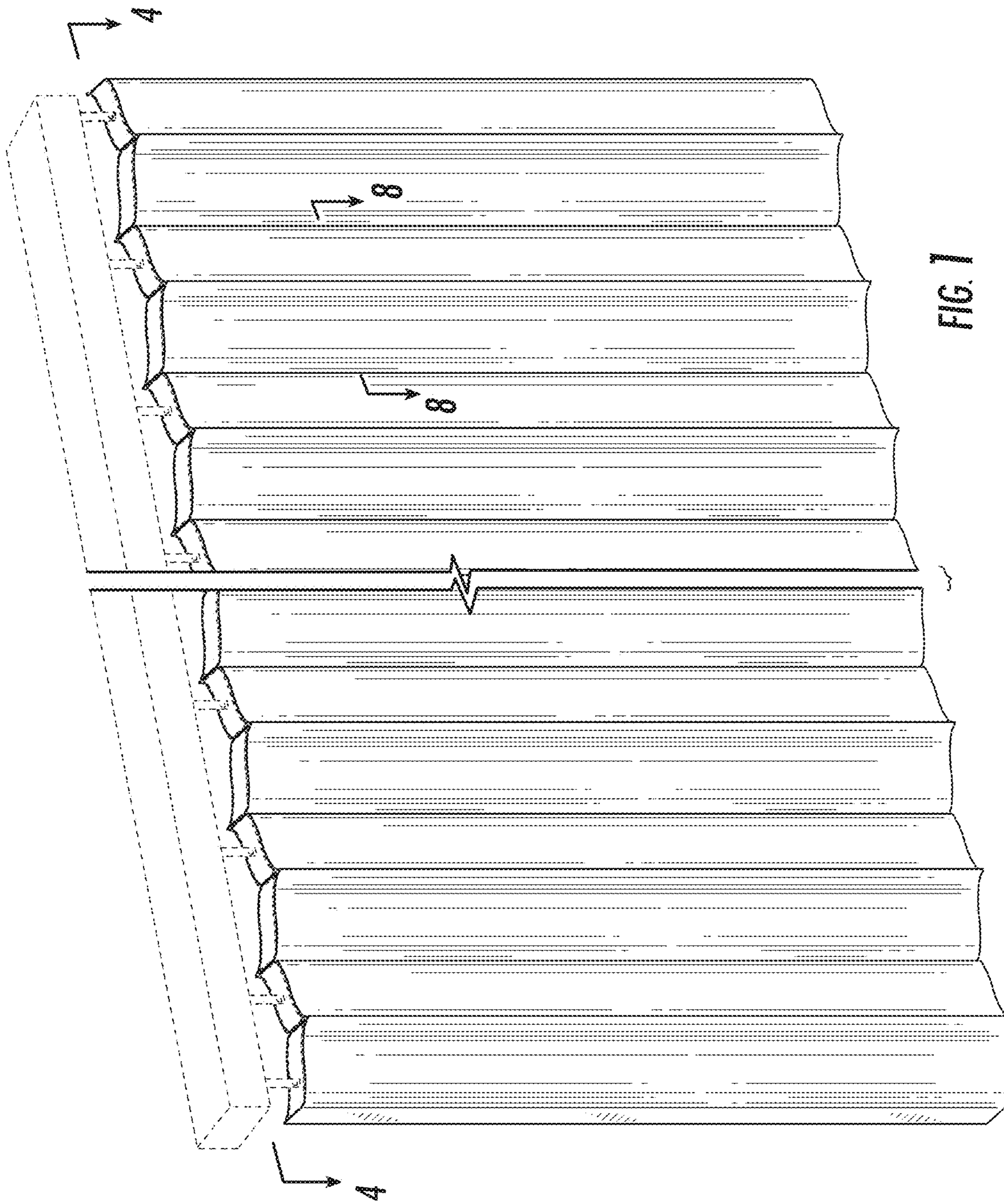


FIG. 2




FIG. 3






FIG. 4

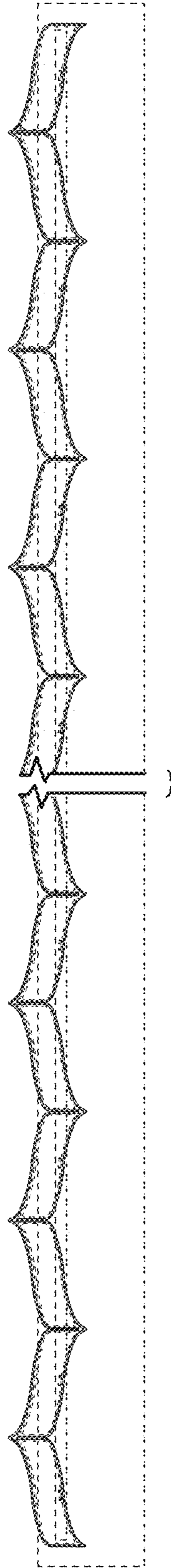


FIG. 5

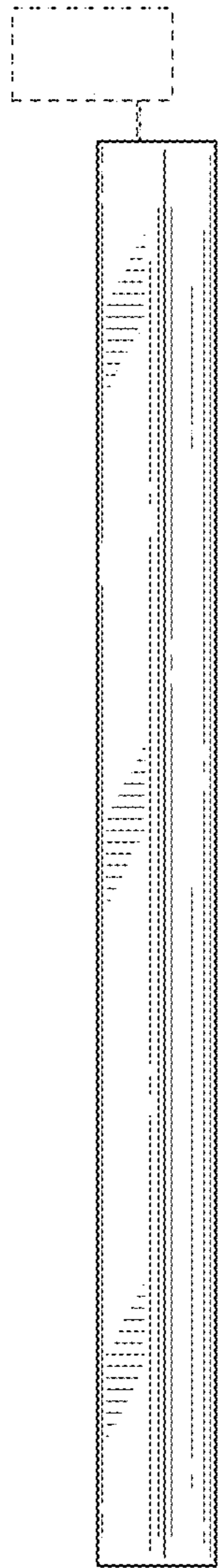


FIG. 6

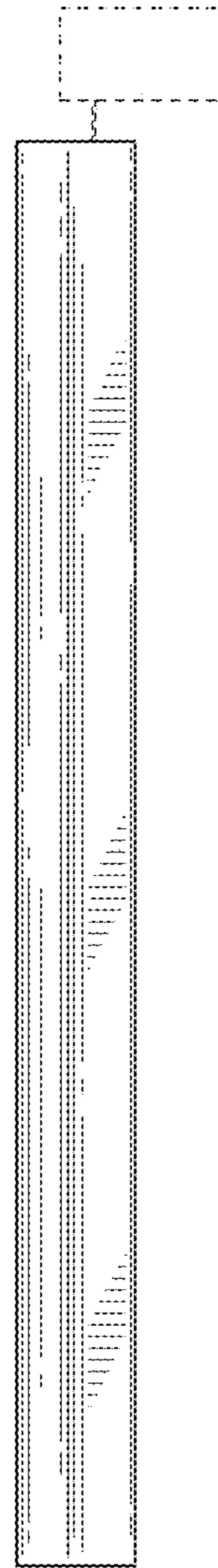


FIG. 7

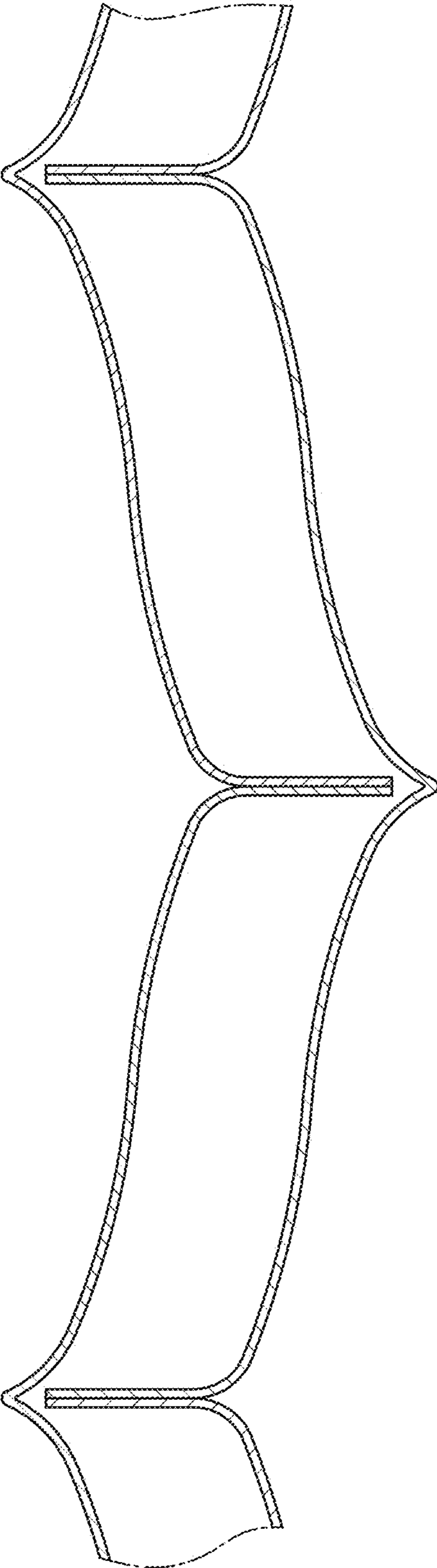


FIG. 8

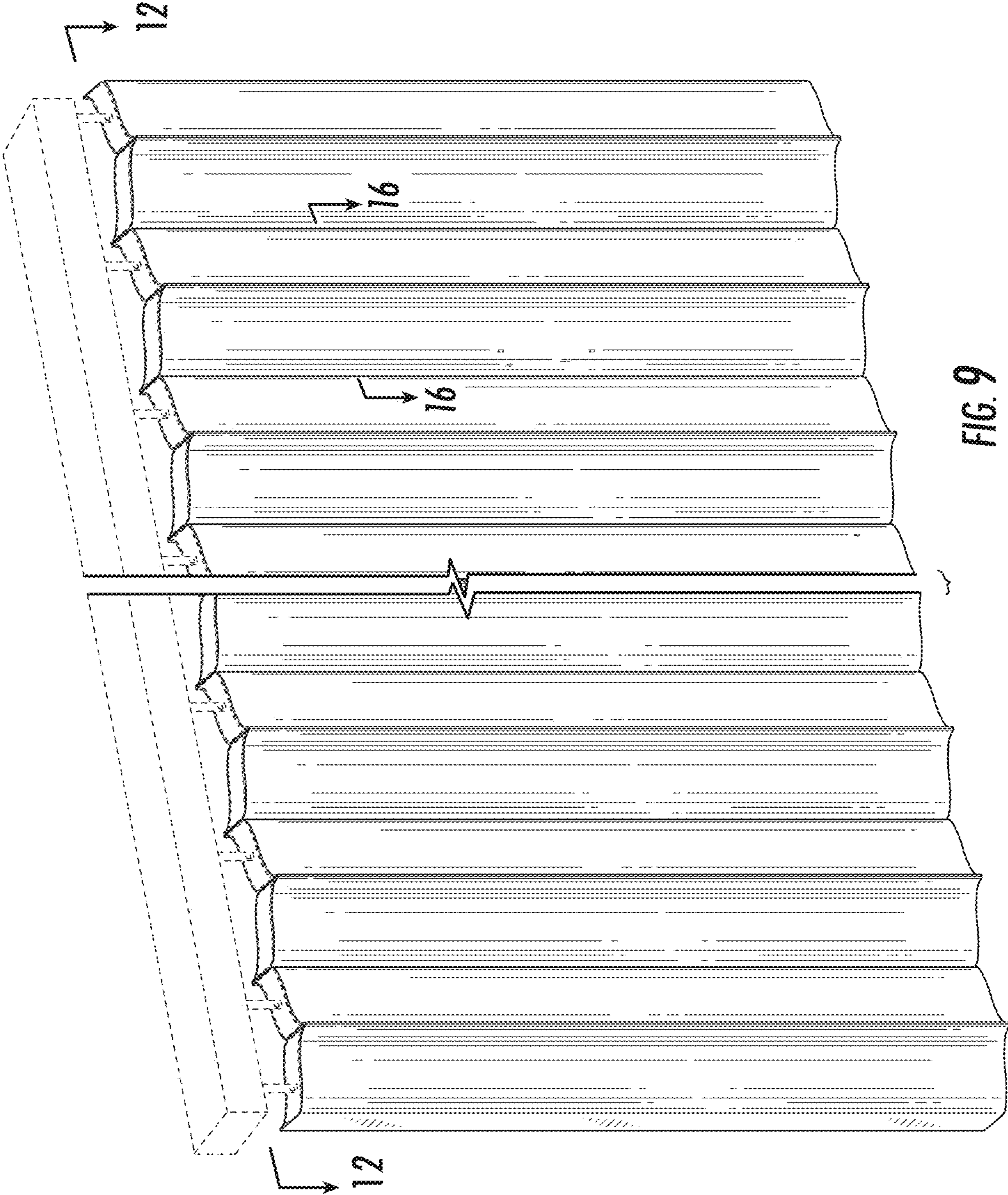


FIG. 9

FIG. 10




FIG. 11






FIG. 12

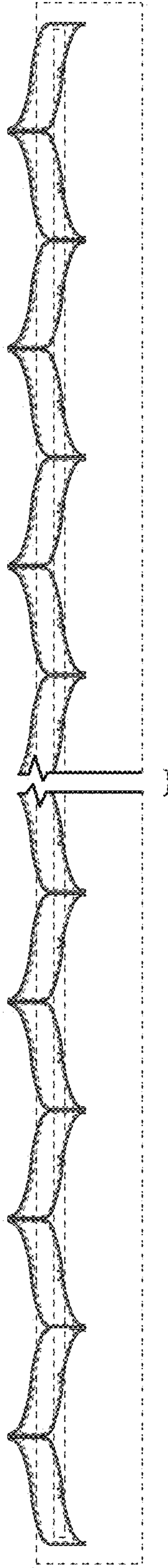


FIG. 13

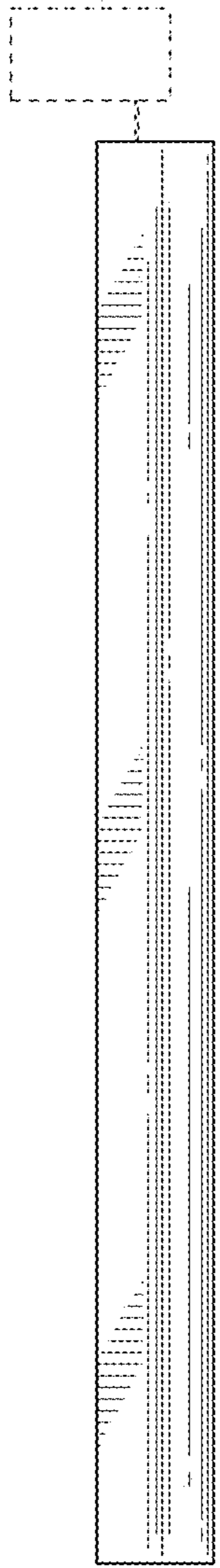


FIG. 14

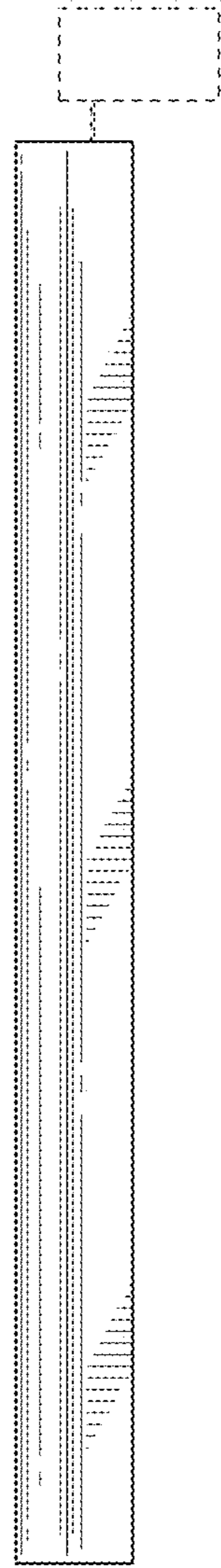


FIG. 15

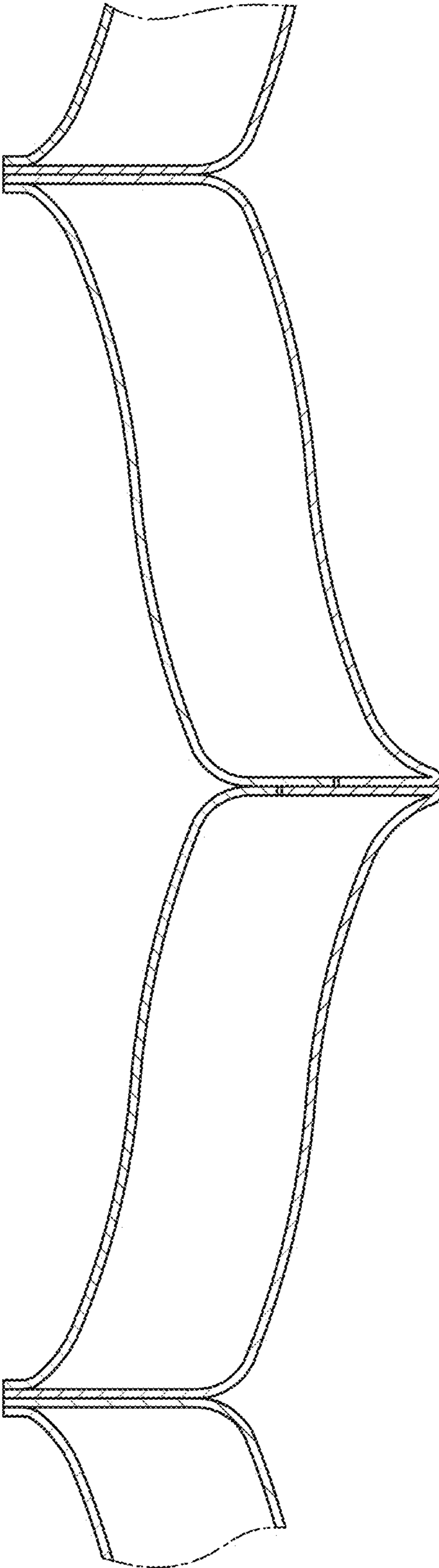


FIG. 16