



US00D910315S

(12) **United States Design Patent** (10) **Patent No.:** **US D910,315 S**
Lee et al. (45) **Date of Patent:** **** Feb. 16, 2021**

(54) **INTERDENTAL BRUSH**

(71) Applicants: **Sanggeun Lee**, Gwangju-si (KR);
Chaeun Lee, Gwangju-si (KR); **Jiah Lee**, Gwangju-si (KR)

(72) Inventors: **Sanggeun Lee**, Gwangju-si (KR);
Chaeun Lee, Gwangju-si (KR); **Jiah Lee**, Gwangju-si (KR)

(**) Term: **15 Years**

(21) Appl. No.: **29/679,022**

(22) Filed: **Jan. 31, 2019**

(30) **Foreign Application Priority Data**

Aug. 14, 2018 (KR) 30-2018-0037835

(51) **LOC (13) Cl.** **04-02**

(52) **U.S. Cl.**
USPC **D4/102**

(58) **Field of Classification Search**
USPC D4/100, 102, 106, 107, 109, 110–112,
D4/117, 120, 126–138; D28/63;
D30/158, 159; D24/214, 215, 133;
D32/40, 41, 42, 50, 51, 53
CPC .. A46B 5/02; A46B 7/06; A46B 13/02; A46B
15/0022; A46B 9/02; A46B 9/026; A46B
2200/3093; A46B 2200/3006; A46B
2200/3013; A46B 2200/3033; A46B
2200/3046; A46B 2200/306; A46B
2200/3086
See application file for complete search history.

(56) **References Cited**

U.S. PATENT DOCUMENTS

D406,193 S * 3/1999 Steinmann D24/146
D568,609 S * 5/2008 Evans D4/102

D805,201 S * 12/2017 Erskine-Smith D24/152
D831,357 S * 10/2018 Lin D4/100
2007/0006402 A1* 1/2007 Kang A61C 17/3481
15/22.1
2009/0235477 A1* 9/2009 Larsson A46B 5/0062
15/167.1
2015/0335141 A1* 11/2015 Schar A46B 15/0093
15/106
2016/0113743 A1* 4/2016 Lu A61C 15/00
15/167.2
2017/0239026 A1* 8/2017 Kalbfeld A46B 9/026

FOREIGN PATENT DOCUMENTS

IN 314457-001-0001 * 2/2019
KR 300989536.0000 * 1/2019

* cited by examiner

Primary Examiner — George A Bugg
Assistant Examiner — Tamara L Hahn

(74) *Attorney, Agent, or Firm* — KORUS Patent, LLC;
Seong Il Jeong

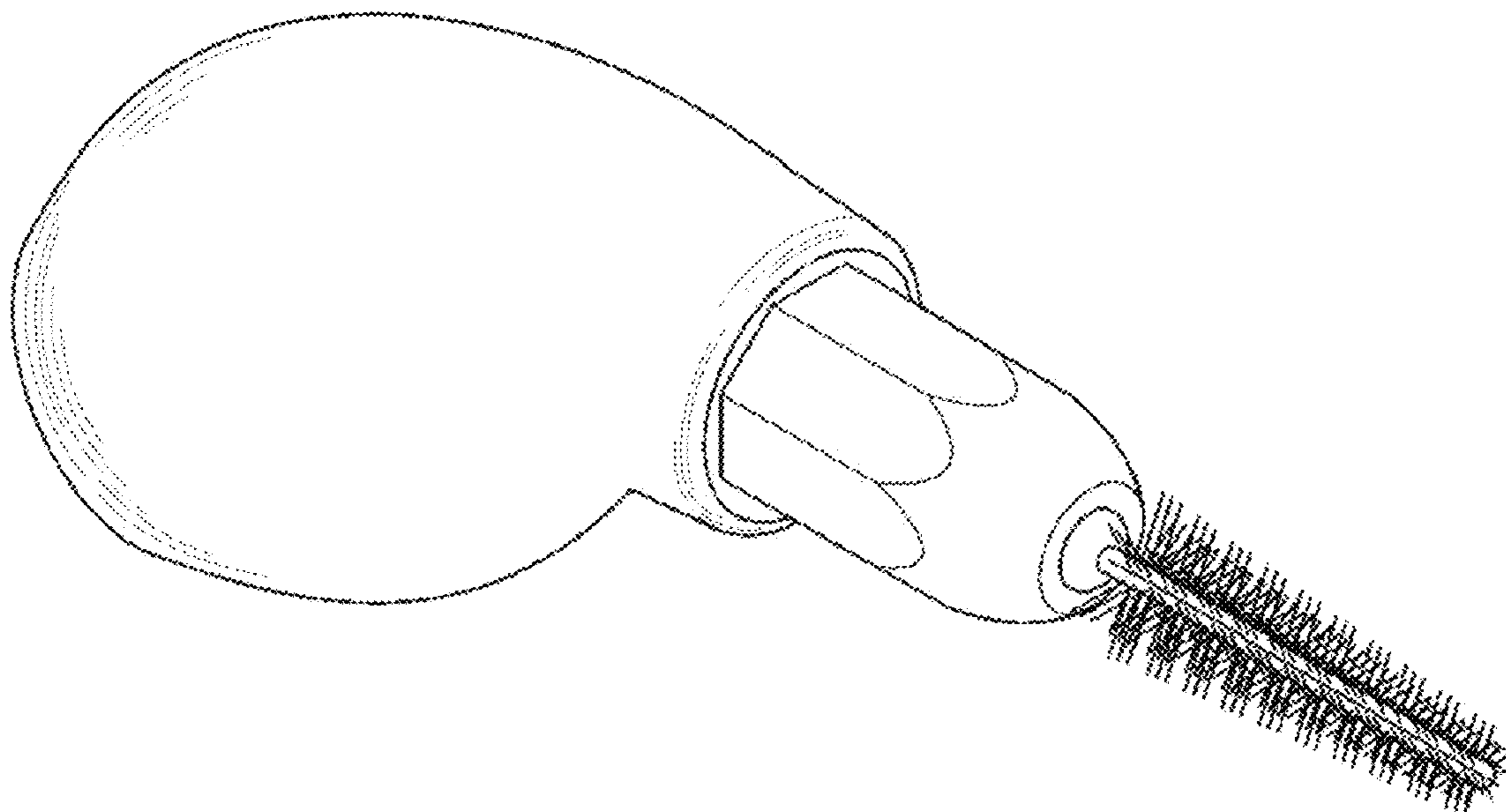
(57) **CLAIM**

The ornamental design for an interdental brush, as shown and described.

DESCRIPTION

FIG. 1 is a perspective view of an interdental brush according to the present design;
FIG. 2 is a front elevation view thereof;
FIG. 3 is a rear elevation view thereof;
FIG. 4 is a left side view thereof;
FIG. 5 is a right side view thereof;
FIG. 6 is a top plan view thereof; and,
FIG. 7 is a bottom plan view thereof.

1 Claim, 3 Drawing Sheets



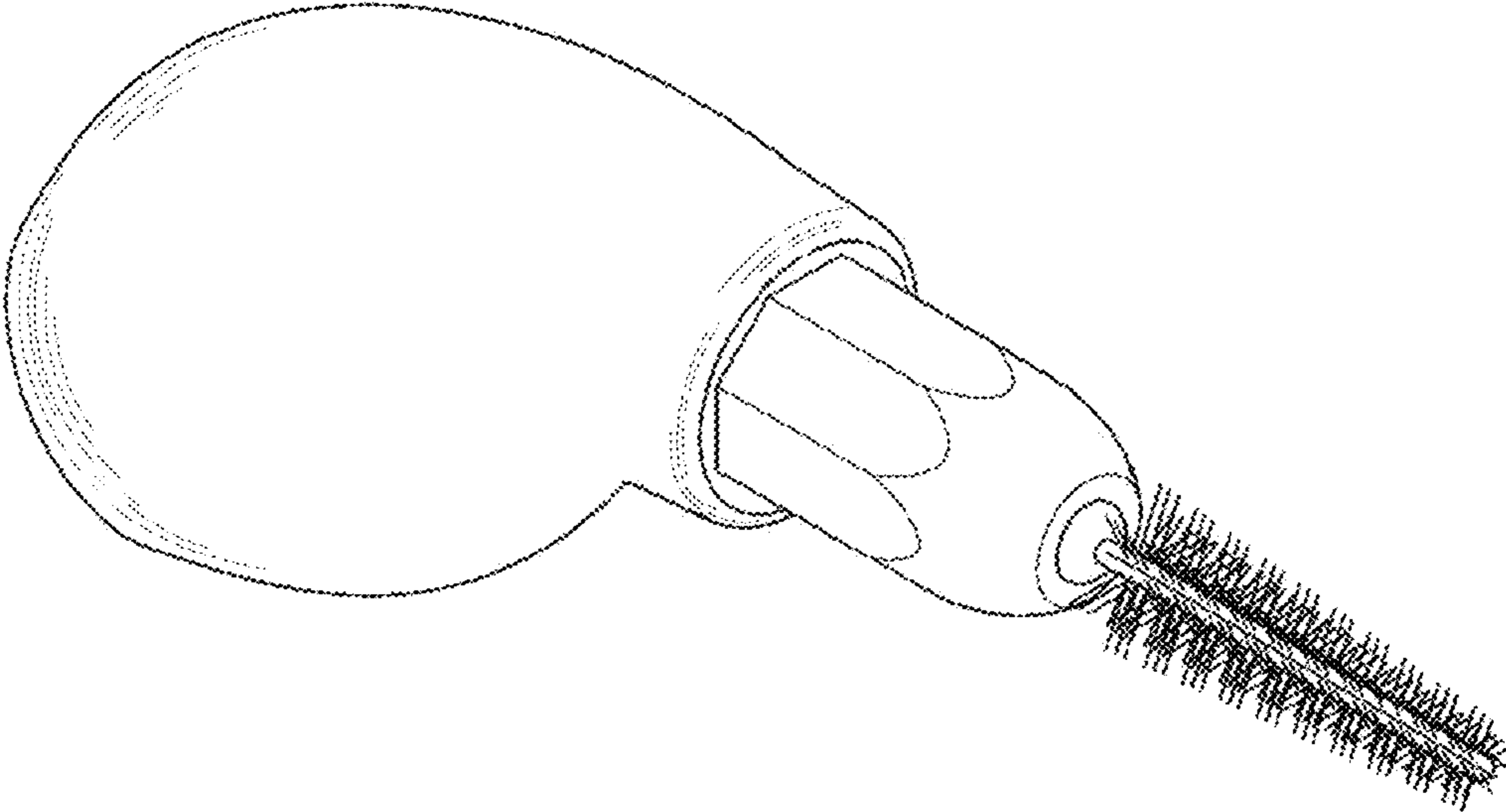


FIG. 1

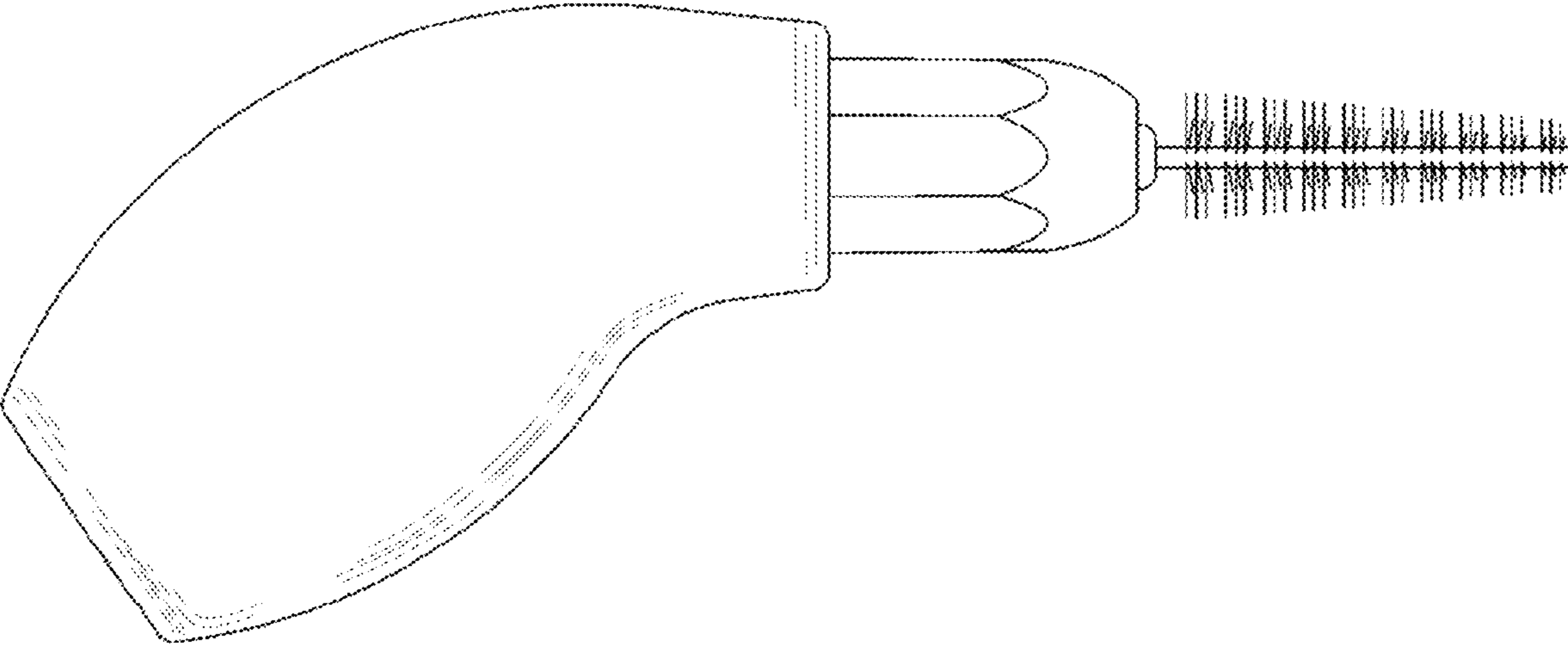


FIG. 2

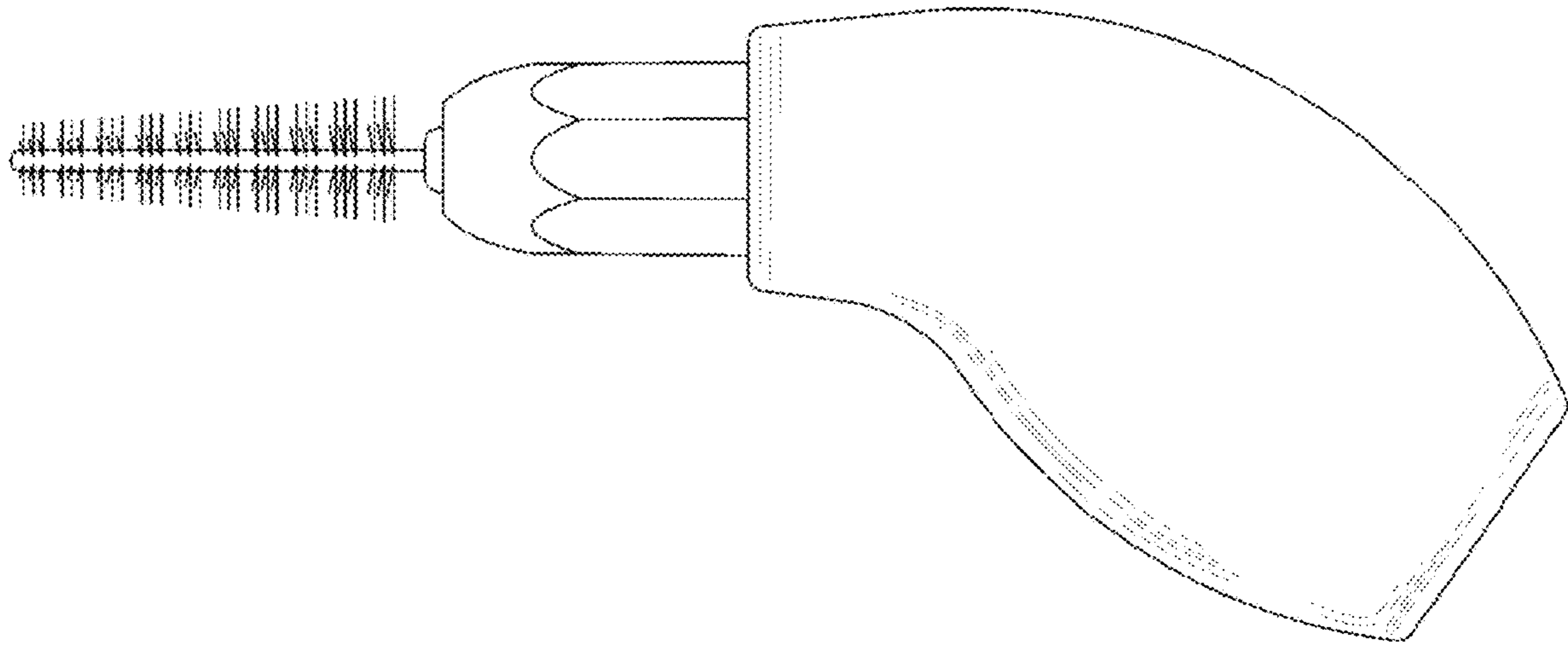


FIG. 3

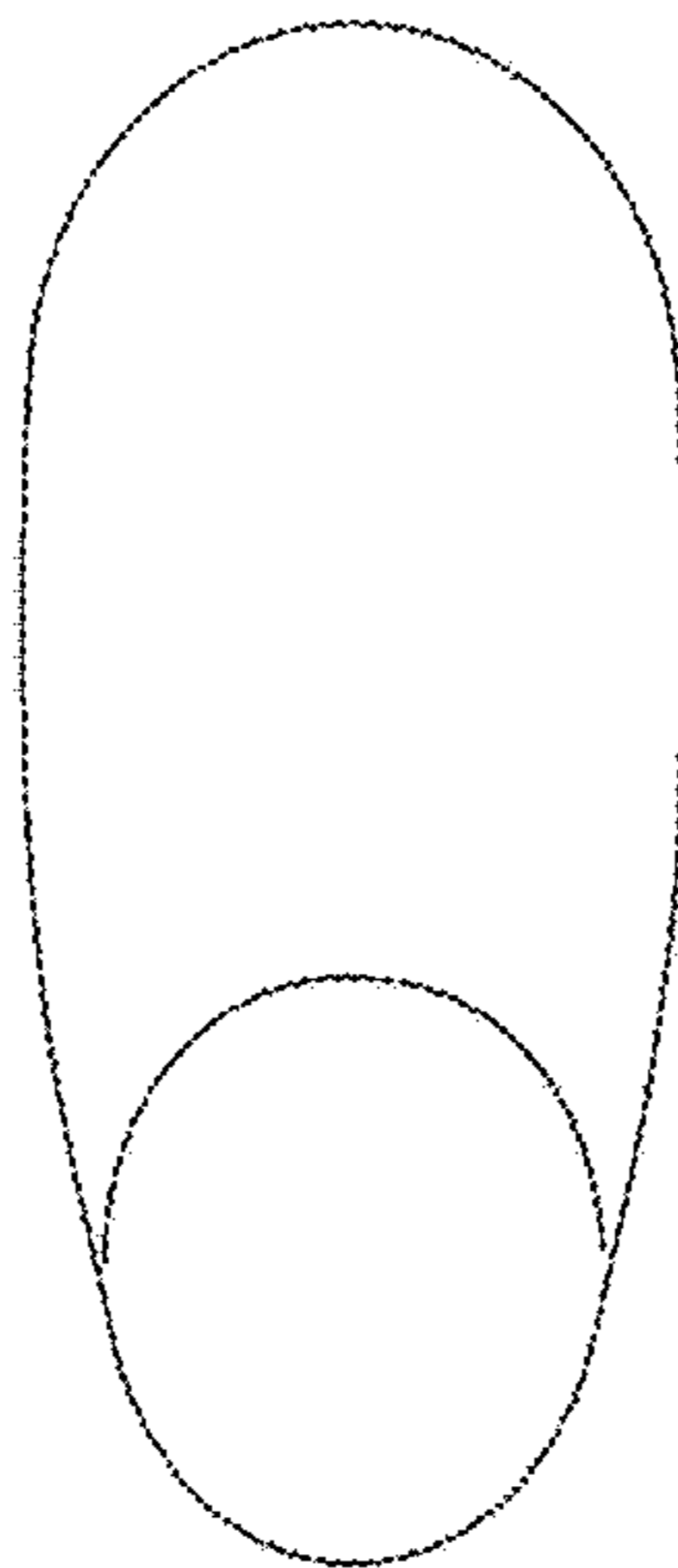


FIG. 4

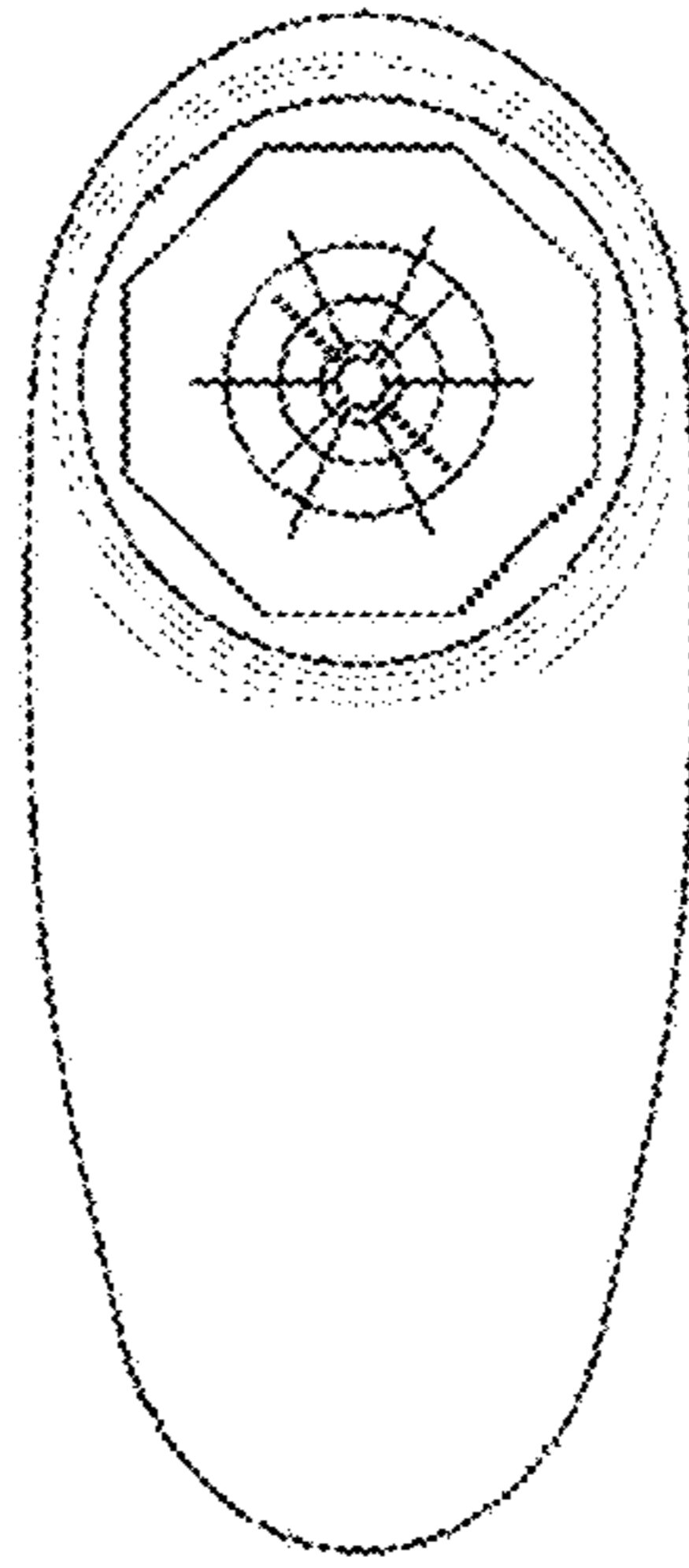


FIG. 5

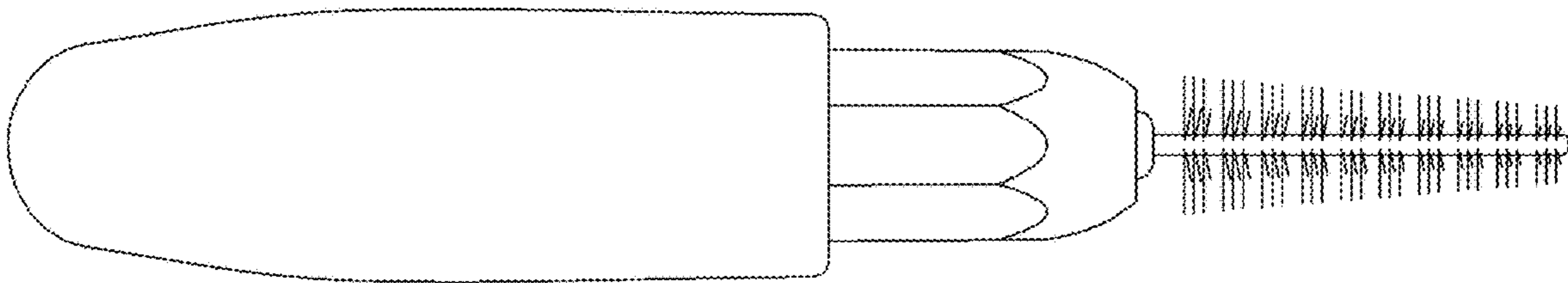


FIG. 6

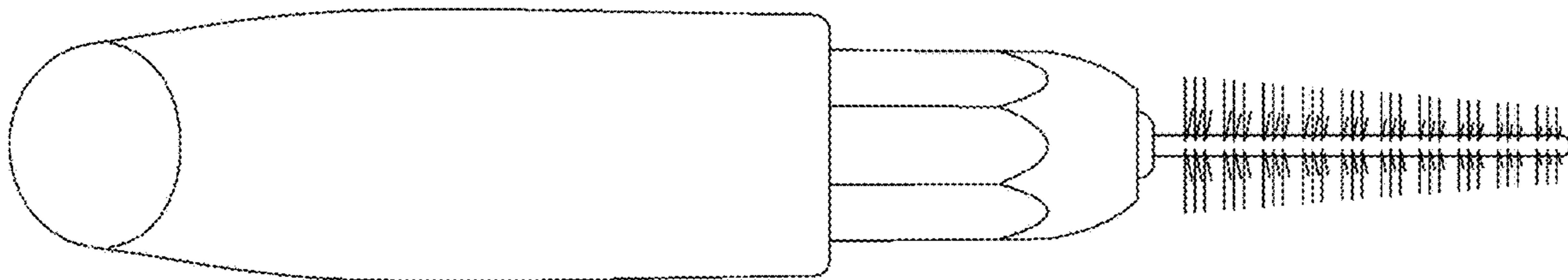


FIG. 7