



US00D910267S

(12) **United States Design Patent** (10) **Patent No.:** **US D910,267 S**  
**Brooks et al.** (45) **Date of Patent:** **\*\* Feb. 16, 2021**

(54) **SNOWPERSON-SHAPED FOODSTUFF**  
(71) Applicant: **Kellogg Company**, Battle Creek, MI (US)  
(72) Inventors: **Peter Brooks**, Battle Creek, MI (US); **Richard Roach**, Bloomington, MN (US); **Christian Brown**, Battle Creek, MI (US); **Brittany Tomlin Suehr**, Battle Creek, MI (US); **Linnea Marie Riddell**, Commerce Township, MI (US)

D411,069 S \* 6/1999 Bear ..... D11/128  
D457,288 S \* 5/2002 Westman ..... D2/719  
D511,963 S \* 11/2005 Murphy ..... D8/356  
D556,620 S \* 12/2007 Chan ..... D11/1  
D614,828 S \* 5/2010 Lowry ..... D1/106  
D614,829 S \* 5/2010 Lowry ..... D1/106  
D631,660 S \* 2/2011 Lucido ..... D3/271.1  
D775,776 S \* 1/2017 Cofone ..... D1/126  
D851,855 S \* 6/2019 Farmer ..... D1/107  
D891,027 S \* 7/2020 Weiser ..... A23G 1/545  
D1/107

\* cited by examiner

(73) Assignee: **KELLOGG COMPANY**, Battle Creek, MI (US)

*Primary Examiner* — Katie Jane Stofko

(\*\*) Term: **15 Years**

(74) *Attorney, Agent, or Firm* — Honigman LLP; Kathryn D. Doyle, Esq.; Jonathan P. O'Brien

(21) Appl. No.: **29/708,901**

(57) **CLAIM**

(22) Filed: **Oct. 10, 2019**

The ornamental design for a snowperson-shaped foodstuff, as shown and described.

(51) **LOC (13) Cl.** ..... **01-01**

**DESCRIPTION**

(52) **U.S. Cl.**

USPC ..... **D1/107**

(58) **Field of Classification Search**

USPC ..... D1/100–130, 199; 426/5, 76, 87, 92, 94, 426/95, 99, 101, 103, 108, 138–139, 143, 426/144, 279, 282, 283, 391, 514, 549, 426/660; D24/102; D30/160; D6/598; D11/125, 128; D28/8.1, 8.2  
CPC . A23G 3/54; A23G 4/20; A23G 3/343; A23G 3/36; A23G 3/28; A61K 9/2072; A61K 9/2095

See application file for complete search history.

FIG. 1 is a right-front perspective view of a snowperson-shaped foodstuff, showing my new design;  
FIG. 2 is a front view thereof;  
FIG. 3 is a rear view thereof;  
FIG. 4 is a right side view thereof;  
FIG. 5 is a left side view thereof;  
FIG. 6 is a top plan view thereof;  
FIG. 7 is a bottom plan view thereof;  
FIG. 8 is a cross-sectional view taken along line 8-8 in FIG. 2; and,  
FIG. 9 is a cross-sectional view taken along line 9-9 in FIG. 2.

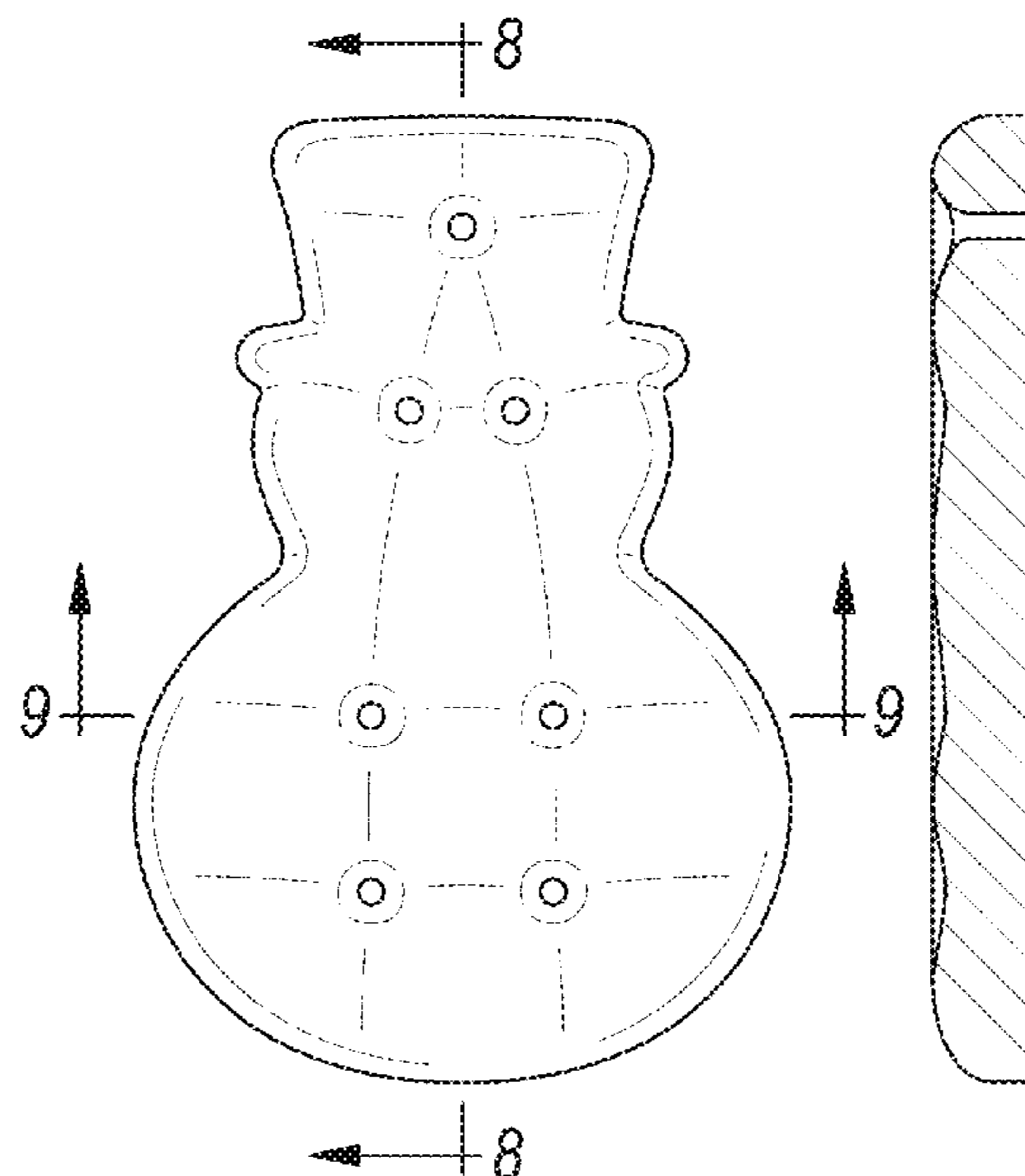
(56) **References Cited**

**U.S. PATENT DOCUMENTS**

D172,083 S \* 5/1954 Brenner ..... D1/108  
D379,500 S \* 5/1997 King ..... D11/121  
D398,258 S \* 9/1998 Lee ..... D11/121

The dashed lines in the drawing views depict portions of the design that form no part of the claim. Any dashed, unclaimed portion may be removed from the drawings without affecting the scope of the claim.

**1 Claim, 4 Drawing Sheets**



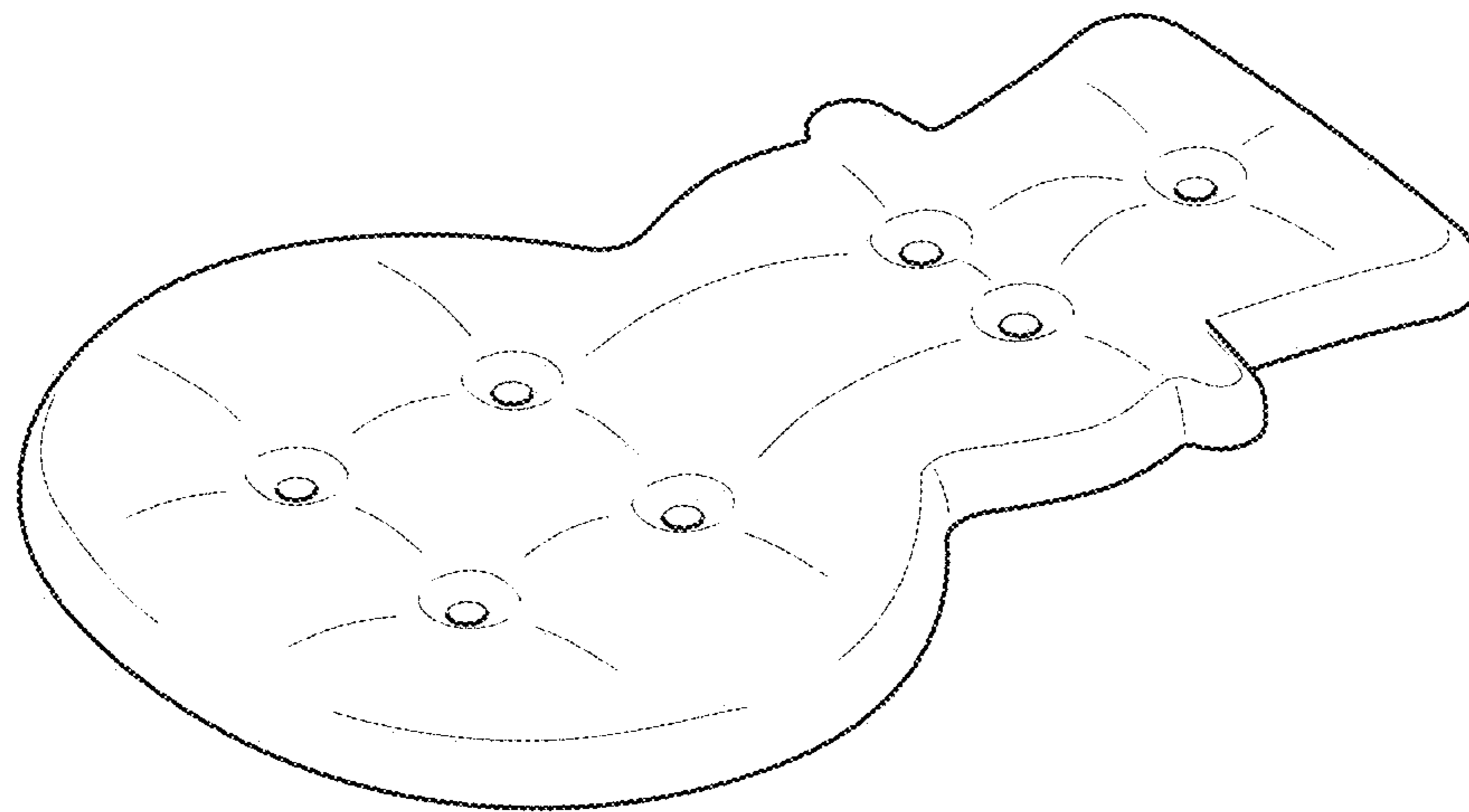


FIG. 1

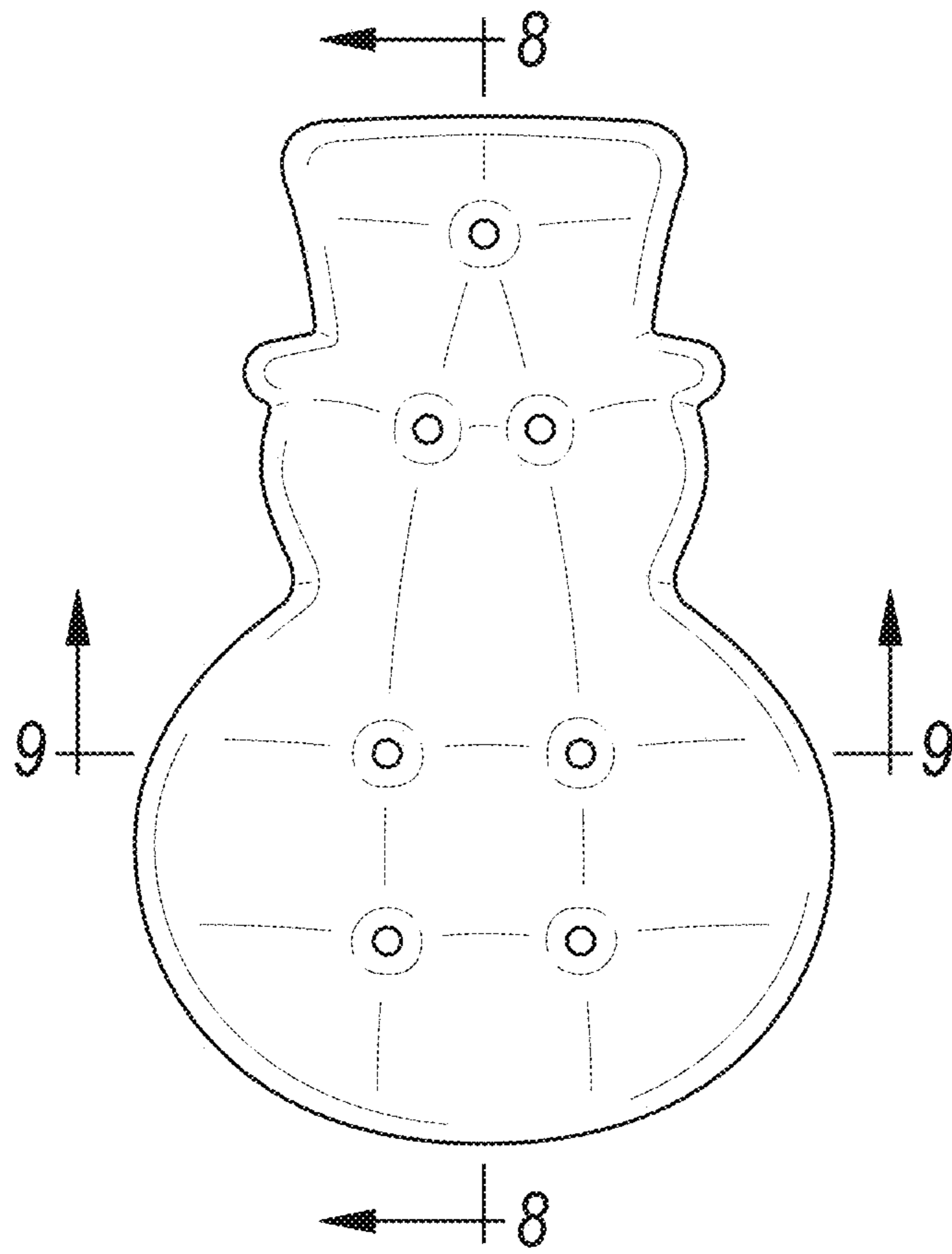


FIG. 2

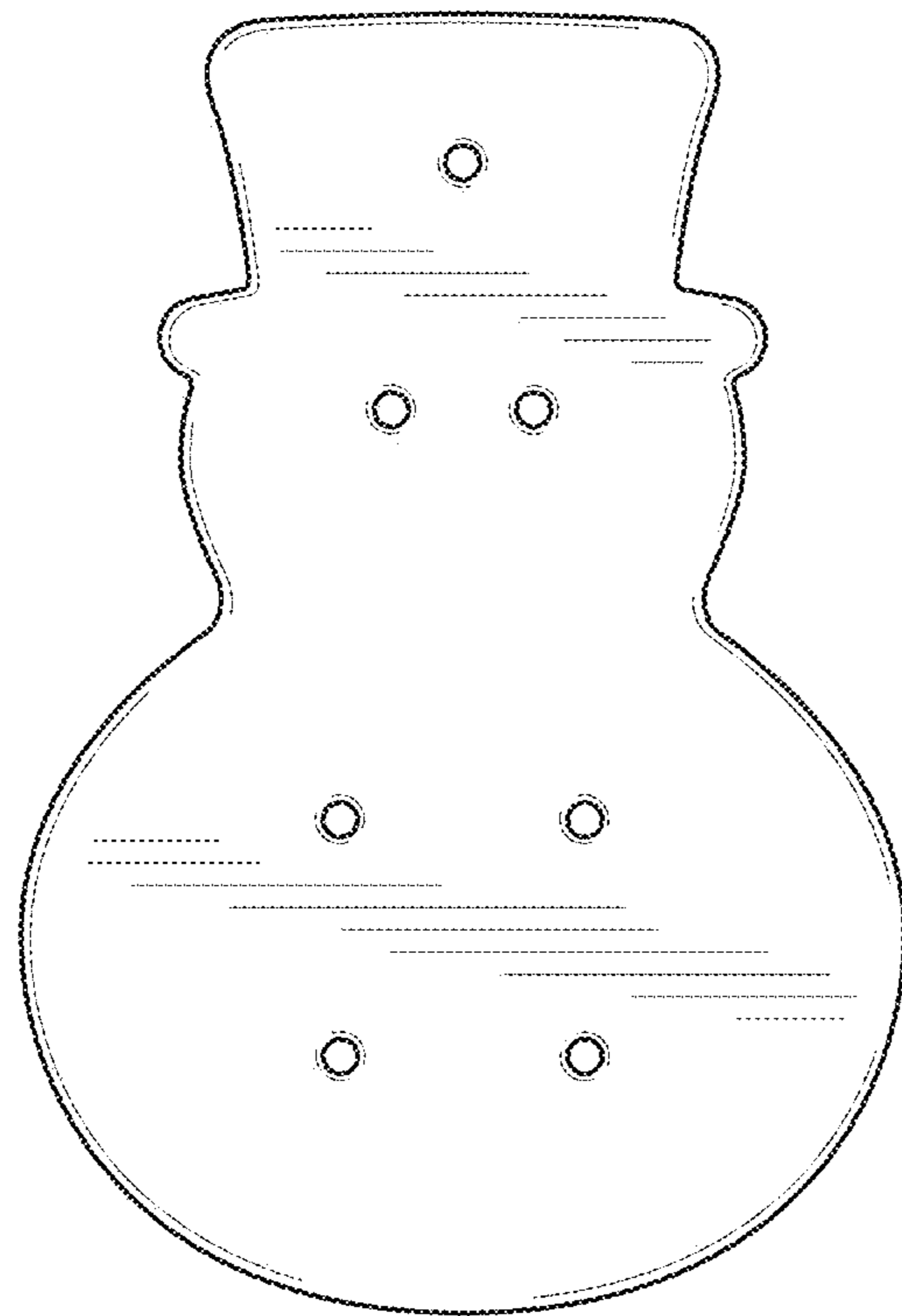


FIG. 3

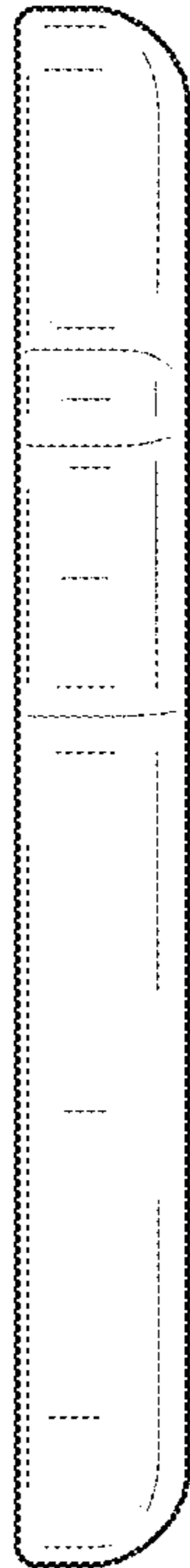


FIG. 4

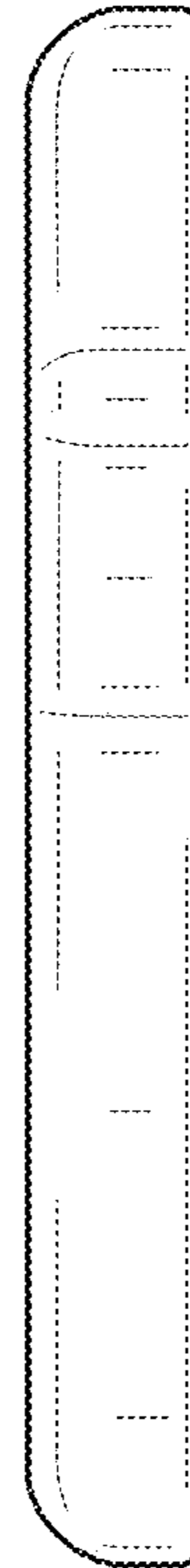


FIG. 5



FIG. 6

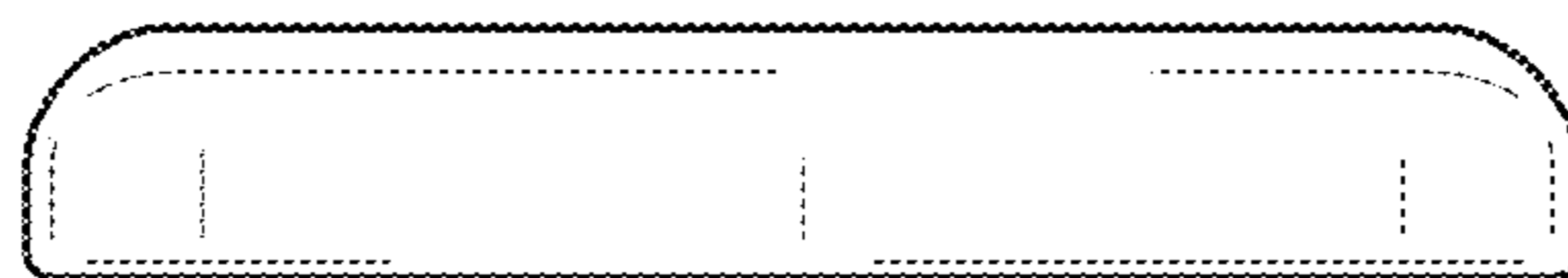


FIG. 7

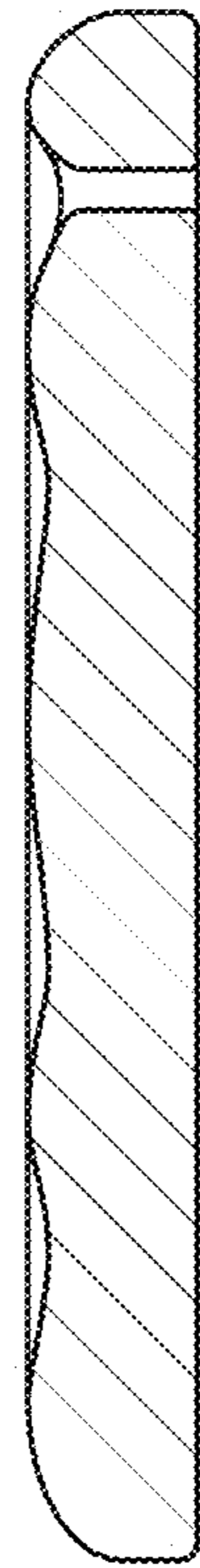


FIG. 8

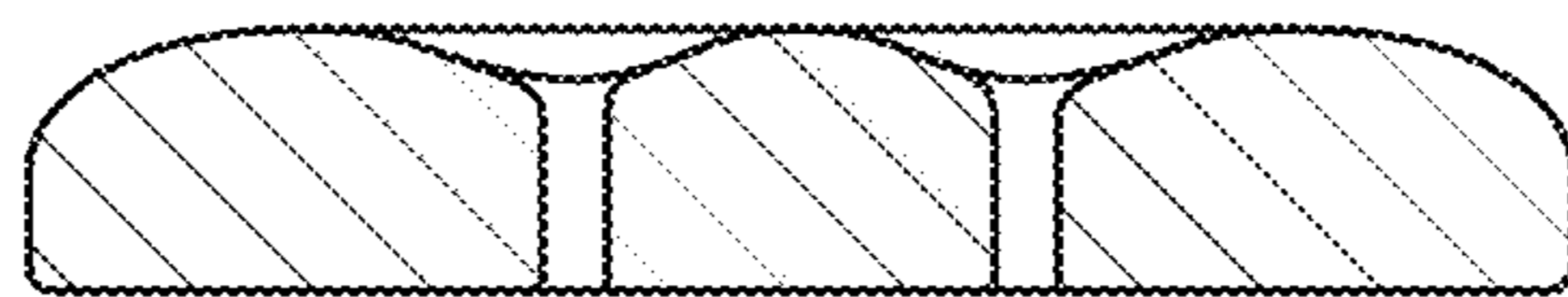


FIG. 9