



US00D910258S

(12) **United States Design Patent** (10) **Patent No.:** **US D910,258 S**
Miera (45) **Date of Patent:** **** Feb. 9, 2021**

(54) **CAR WASHING GLOVE**
(71) Applicant: **Jason Miera**, Albuquerque, NM (US)
(72) Inventor: **Jason Miera**, Albuquerque, NM (US)
(**) Term: **15 Years**
(21) Appl. No.: **29/663,573**
(22) Filed: **Sep. 17, 2018**
(51) **LOC (13) Cl.** **07-05**
(52) **U.S. Cl.**
USPC **D32/43**
(58) **Field of Classification Search**
USPC D7/678; D32/40, 43, 45-46, 50-52, 14;
D8/47, 82-86, 90; D21/449; D14/230;
D9/429, 434
CPC A47L 13/255; A47L 13/20; A63H 27/00;
B08B 9/045
See application file for complete search history.

D365,896 S 1/1996 Zuege
D379,123 S * 5/1997 Driggers D28/63
D384,209 S * 9/1997 Driggers D28/63
6,098,234 A 8/2000 Jackson
D447,298 S 8/2001 Swoboda
D584,464 S * 1/2009 Suran D28/63
D619,774 S * 7/2010 Gionet D28/63
D688,432 S * 8/2013 Clark D32/40
D698,159 S * 1/2014 Simon D30/158
D735,944 S * 8/2015 Ross D28/63
D771,337 S 11/2016 Gradie
(Continued)

FOREIGN PATENT DOCUMENTS

CN 3010559957 * 11/2009

OTHER PUBLICATIONS

Shurhold Wash Mitt | Wholesale Marine, website 2019, https://www.wholesalemarine.com/shurhold-wash-mitt/?gclid=EAlalQobChMI_5Dnr4rL... site visited Dec. 23, 2019.*

Primary Examiner — John R Yeh
(74) *Attorney, Agent, or Firm* — Suzanne Kikel, Patent Agent

(56) **References Cited**

U.S. PATENT DOCUMENTS

1,469,029 A * 9/1923 Underwood A41D 19/0068
15/227
1,526,175 A * 2/1925 Ochs A47L 13/18
15/227
1,547,179 A * 7/1925 Martens A47K 7/02
401/201
1,882,588 A * 10/1932 Heath A47L 13/18
15/227
2,651,071 A * 9/1953 Dyer A47L 13/18
15/227
D174,047 S * 2/1955 Kummer et al. D2/623
2,795,806 A * 6/1957 Suttles A47L 13/19
401/7
D256,181 S * 8/1980 Kupperman D29/118
D277,050 S 1/1985 Bruseloff
4,696,593 A 9/1987 Bayless
5,134,746 A * 8/1992 William A41D 19/01
15/227
D356,195 S * 3/1995 Krueger D32/42

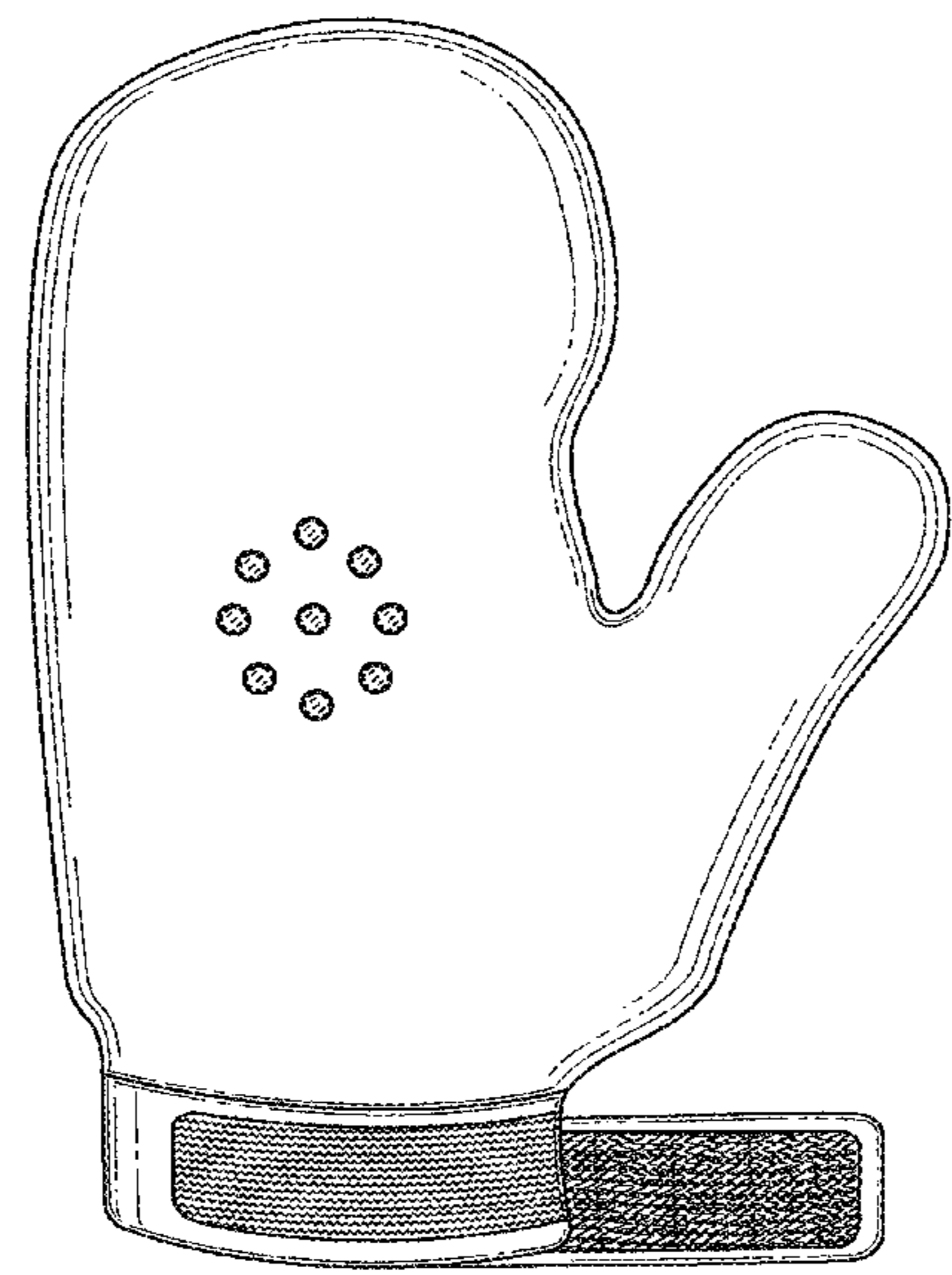
(57) **CLAIM**

The ornamental design for a car washing glove, as shown and described.

DESCRIPTION

FIG. 1 is a rear view of my new design for a car washing glove with the strap in an open configuration; FIG. 2 is a front view thereof; FIG. 3 is a right side view of FIG. 2; FIG. 4 is a left side view of FIG. 2; and, FIG. 5 is a bottom view of FIG. 2. The broken lines shown in the drawings depict portions of the car washing glove that form no part of the claimed design.

1 Claim, 5 Drawing Sheets



(56)

References Cited

U.S. PATENT DOCUMENTS

D791,422 S * 7/2017 Hannan D32/40
D799,131 S * 10/2017 Yang D32/40
D799,770 S * 10/2017 Dockery D32/40
9,807,977 B2 * 11/2017 Hightower A01K 13/003
D827,946 S * 9/2018 Leng D30/158
D838,492 S * 1/2019 Gardner D4/116
D858,906 S * 9/2019 Michaelson D30/158
2005/0111897 A1 5/2005 Presniakov
2006/0288954 A1 12/2006 Graunstadt

* cited by examiner

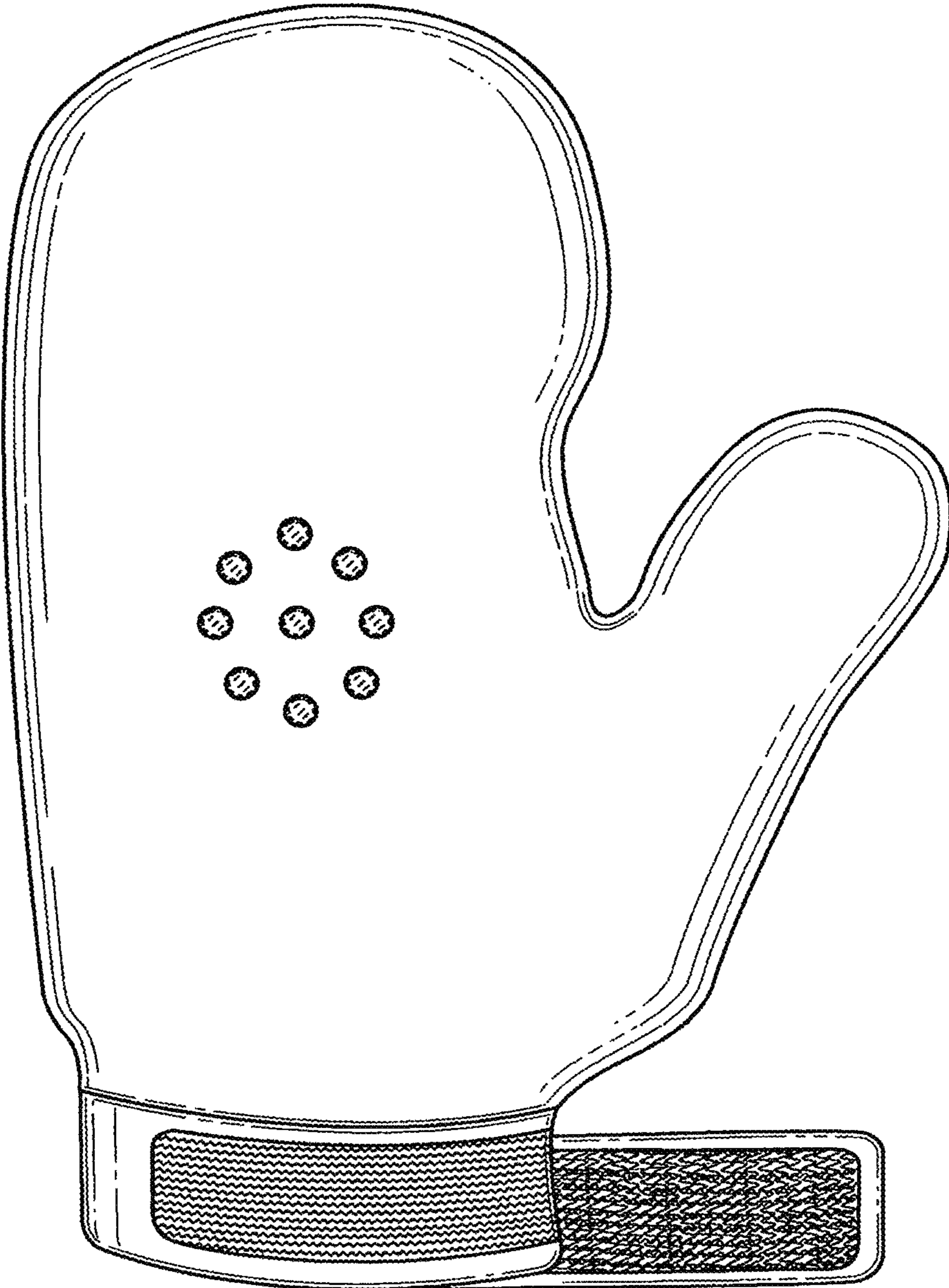


FIG. 1

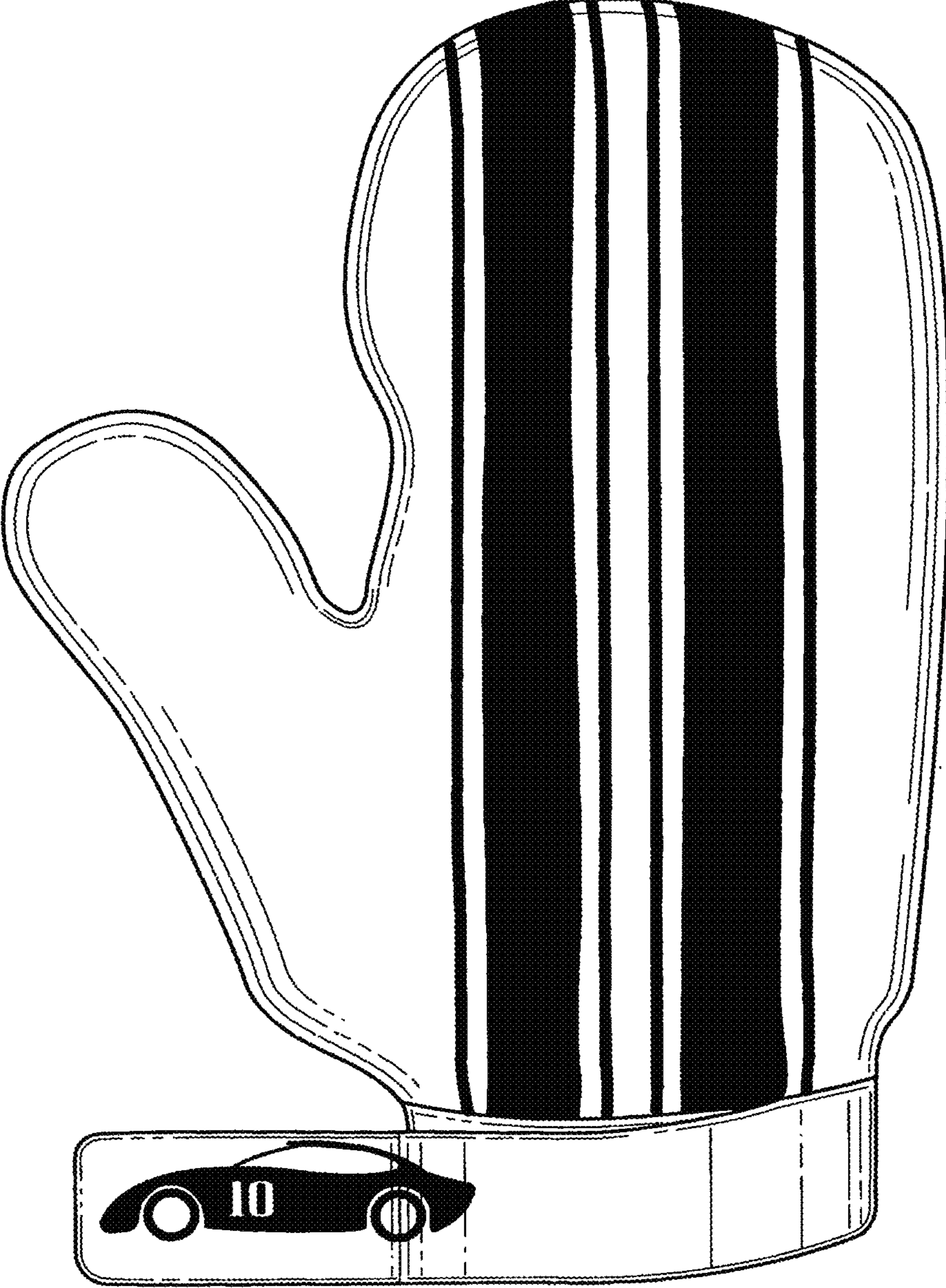


FIG. 2




FIG. 3

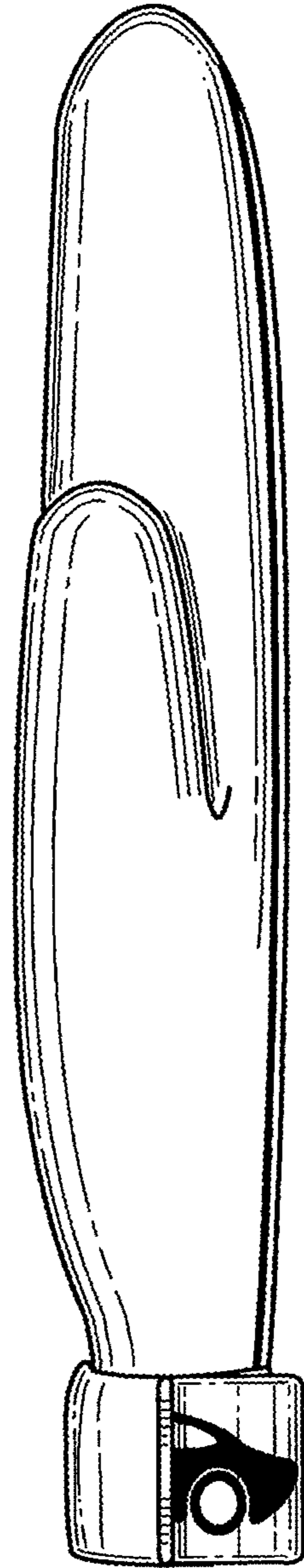


FIG. 4

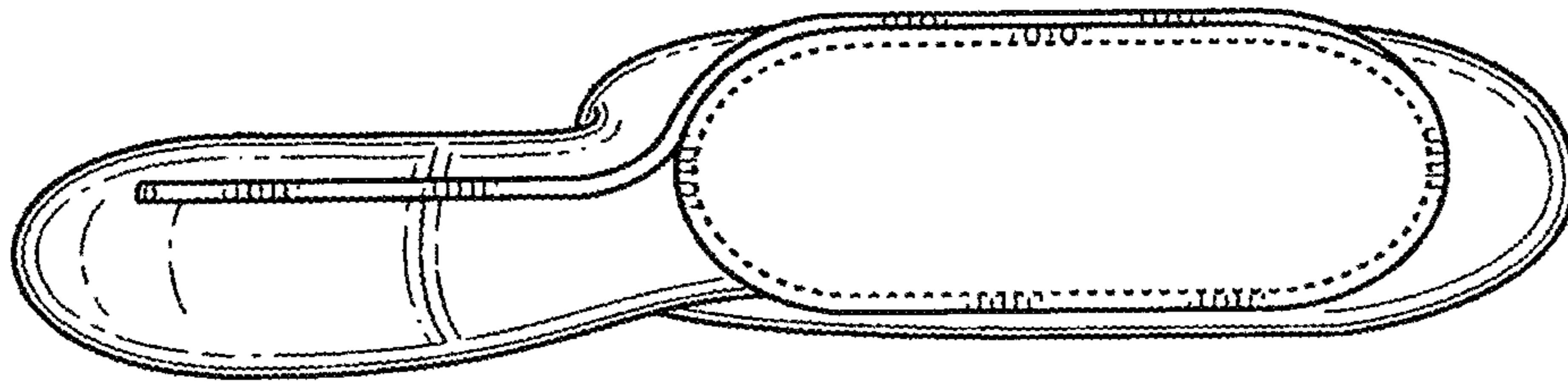


FIG. 5