



US00D910192S

(12) **United States Design Patent** (10) **Patent No.:** **US D910,192 S**  
**Schwarz** (45) **Date of Patent:** **\*\* Feb. 9, 2021**

(54) **MESSAGE ATTACHMENT FOR AN OSCILLATING MULTI-TOOL**  
(71) Applicant: **Magic Schwarz**, Austin, TX (US)  
(72) Inventor: **Magic Schwarz**, Austin, TX (US)  
(\*\*) Term: **15 Years**  
(21) Appl. No.: **29/681,366**  
(22) Filed: **Feb. 25, 2019**  
(51) **LOC (13) Cl.** ..... **28-03**  
(52) **U.S. Cl.**  
USPC ..... **D24/214**  
(58) **Field of Classification Search**  
USPC ..... D24/200, 211, 212, 213, 214, 215;  
D8/378  
CPC ..... A61H 1/00; A61H 7/001; A61H 7/007;  
A61H 19/40; A61H 2205/087; A61H  
21/00; A61H 19/34  
See application file for complete search history.

D717,457 S \* 11/2014 Heilman ..... A61H 19/40  
D24/215  
D755,985 S \* 5/2016 Porat ..... D24/215  
D771,828 S \* 11/2016 Sedic ..... D24/215  
D771,830 S \* 11/2016 Sedic ..... D24/215  
D772,422 S \* 11/2016 Lin ..... D24/215  
D791,948 S \* 7/2017 Porat ..... D24/151  
D802,784 S \* 11/2017 Lee ..... D24/215  
D823,477 S \* 7/2018 Yang ..... D24/215  
D823,478 S \* 7/2018 Park ..... D24/215  
D837,395 S \* 1/2019 Gan ..... D24/214  
D838,377 S \* 1/2019 Hu ..... D24/215  
D841,830 S \* 2/2019 Hu ..... D24/215  
D842,491 S \* 3/2019 Fleming ..... D24/215  
D848,088 S \* 5/2019 Cunniff ..... D30/199  
D848,089 S \* 5/2019 Cunniff ..... D30/199

(Continued)

*Primary Examiner* — Cynthia Ramirez  
*Assistant Examiner* — Michael A Maharajh  
(74) *Attorney, Agent, or Firm* — Hall Estill Attorneys at Law

(57) **CLAIM**

The ornamental design for a massage attachment for an oscillating multi-tool, as shown and described.

**DESCRIPTION**

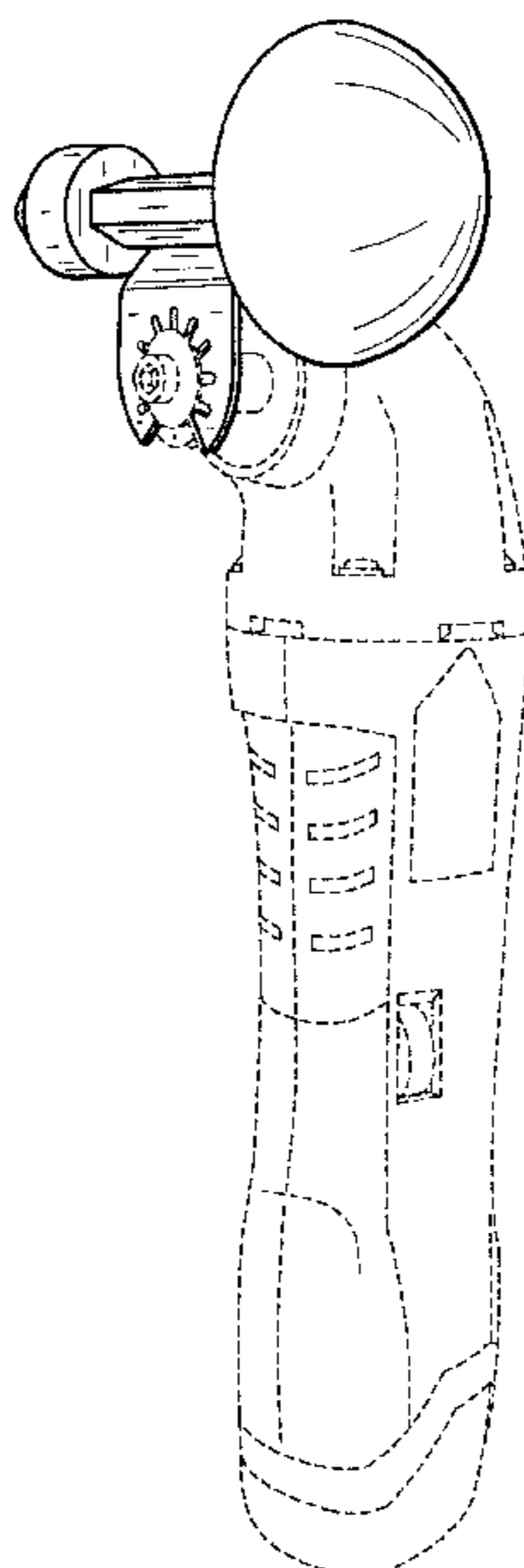
FIG. 1 is a perspective view of a massage attachment for an oscillating multi-tool showing my new design.  
FIG. 2 is a second isometric view of the design.  
FIG. 3 is a bottom plan view of the design.  
FIG. 4 is a top plan view of the design.  
FIG. 5 is a left side view of the design.  
FIG. 6 is a right side view of the design.  
FIG. 7 is a front plan view of the design; and,  
FIG. 8 is a rear plan view of the design.  
The broken lines in these drawings serve to illustrate the environment in which the claimed design is associated. The broken lines form no part of the claimed design.

(56) **References Cited**

U.S. PATENT DOCUMENTS

D361,404 S \* 8/1995 Haas ..... D24/133  
6,758,826 B2 7/2004 Luetzgen et al.  
D523,556 S \* 6/2006 Glucksman ..... D24/133  
7,322,066 B2 1/2008 Ping et al.  
D620,601 S \* 7/2010 TerMeer ..... D24/215  
D623,311 S \* 9/2010 Aulwes ..... D24/214  
D637,309 S \* 5/2011 Park ..... D24/215  
D649,657 S \* 11/2011 Petersen ..... D24/215  
8,365,419 B2 2/2013 Bernardi et al.  
D703,825 S \* 4/2014 Barrett ..... D24/200  
D712,054 S \* 8/2014 Tai ..... A61H 19/40  
D24/215  
D716,467 S \* 10/2014 Kanbar ..... A61H 19/40  
D24/215  
D716,468 S \* 10/2014 Kanbar ..... A61H 19/40  
D24/215

**1 Claim, 5 Drawing Sheets**



(56)

**References Cited**

U.S. PATENT DOCUMENTS

D848,090	S	*	5/2019	Cunniff	.....	D30/199
D850,638	S	*	6/2019	Cha	.....	D24/200
D861,186	S	*	9/2019	Matsuura	.....	D24/215
D864,407	S	*	10/2019	Zhou	.....	D24/215
D865,989	S	*	11/2019	Colclough	.....	D24/215
D872,295	S	*	1/2020	Friedman	.....	D24/215
D885,064	S	*	5/2020	Li	.....	D4/119
D885,600	S	*	5/2020	Lee	.....	D24/215
D894,411	S	*	8/2020	Jin	.....	D24/200
2002/0156402	A1		10/2002	Woog et al.		
2013/0048011	A1*		2/2013	Bickford	.....	A45D 40/28 132/320
2017/0232244	A1*		8/2017	Geva	.....	A61H 7/00 604/2

\* cited by examiner

FIG. 1

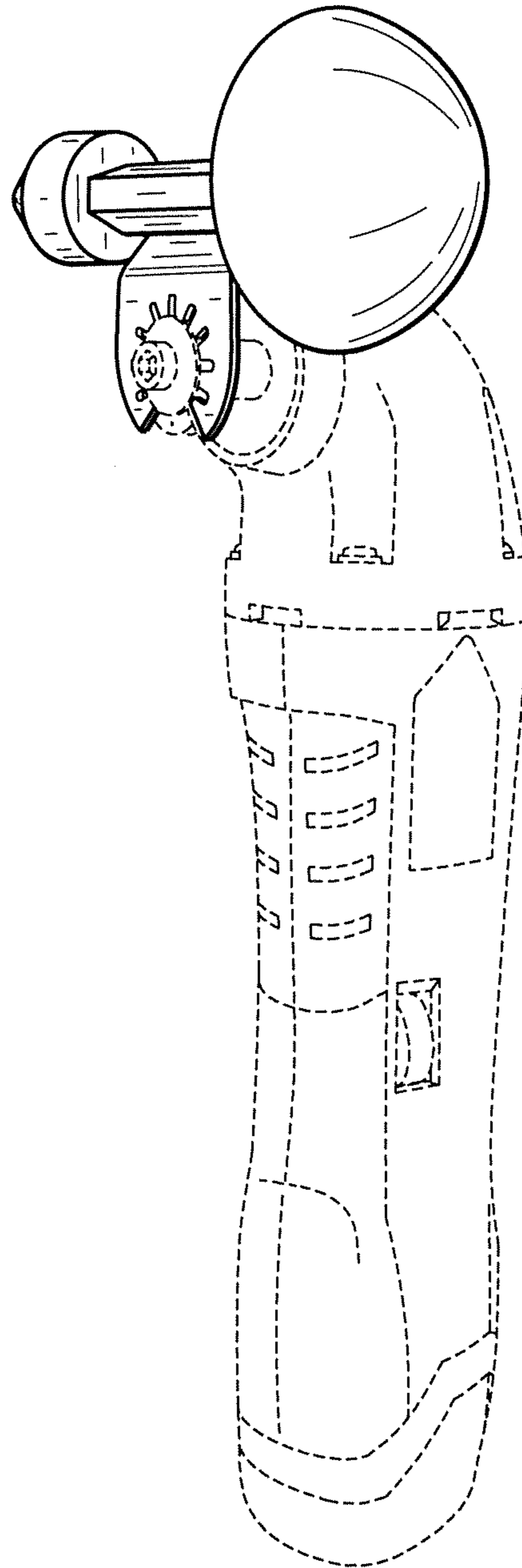


FIG. 2

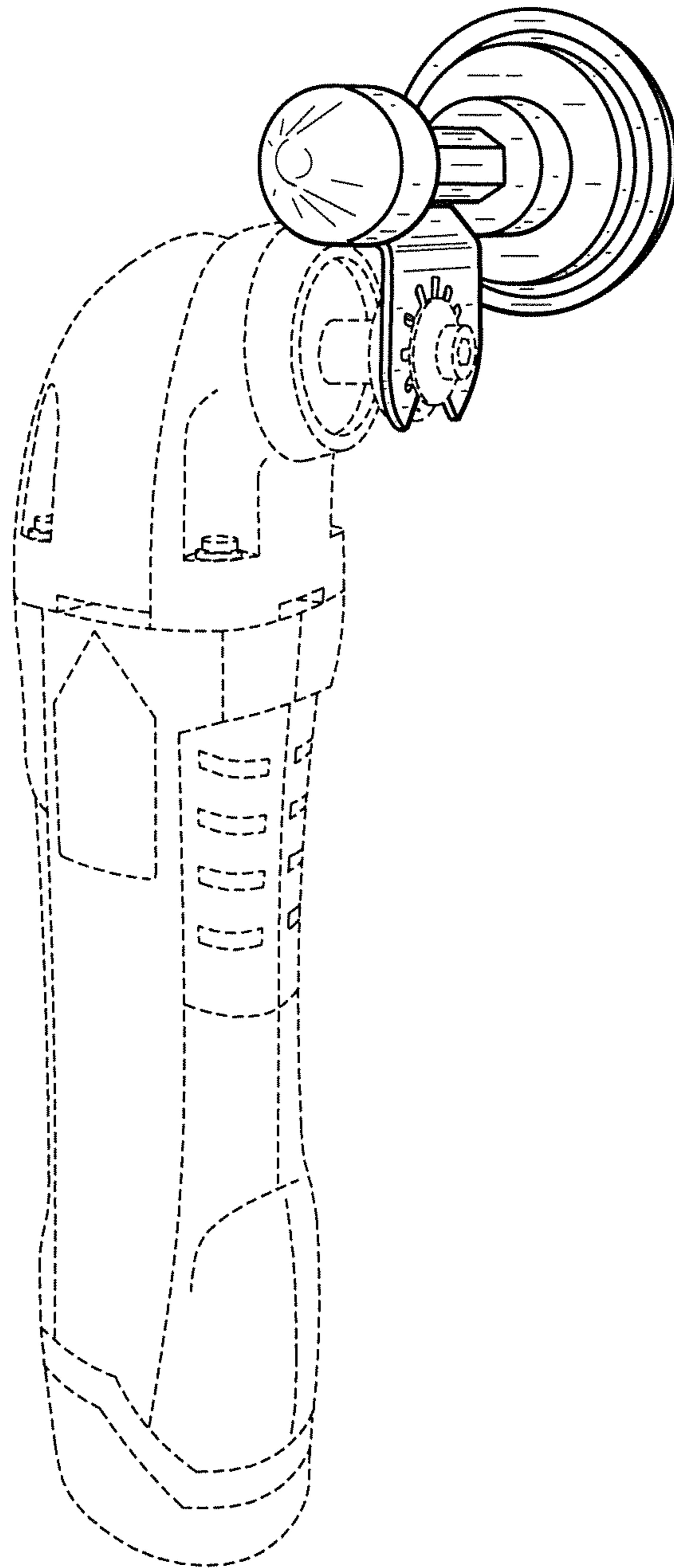


FIG. 3

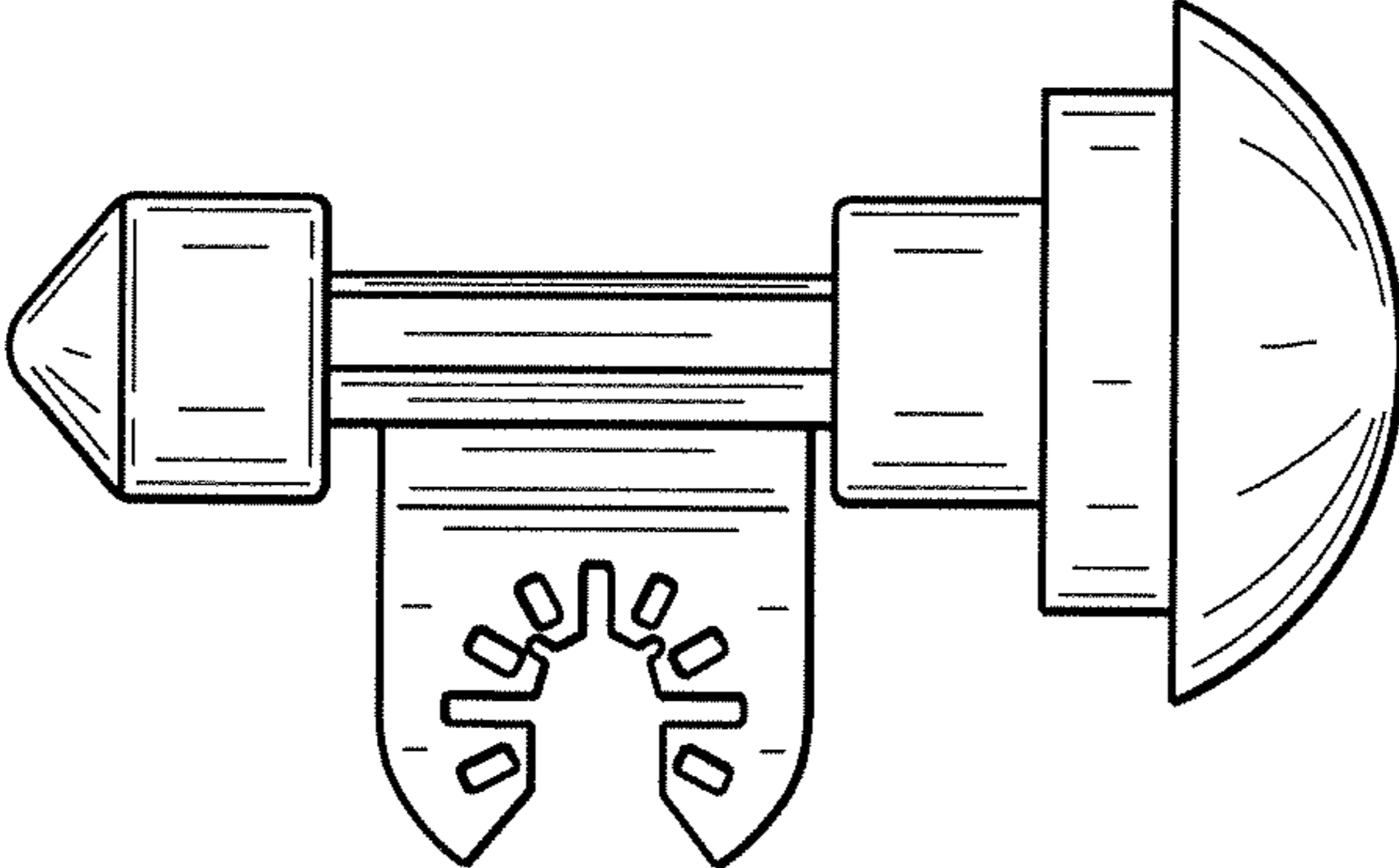


FIG. 4

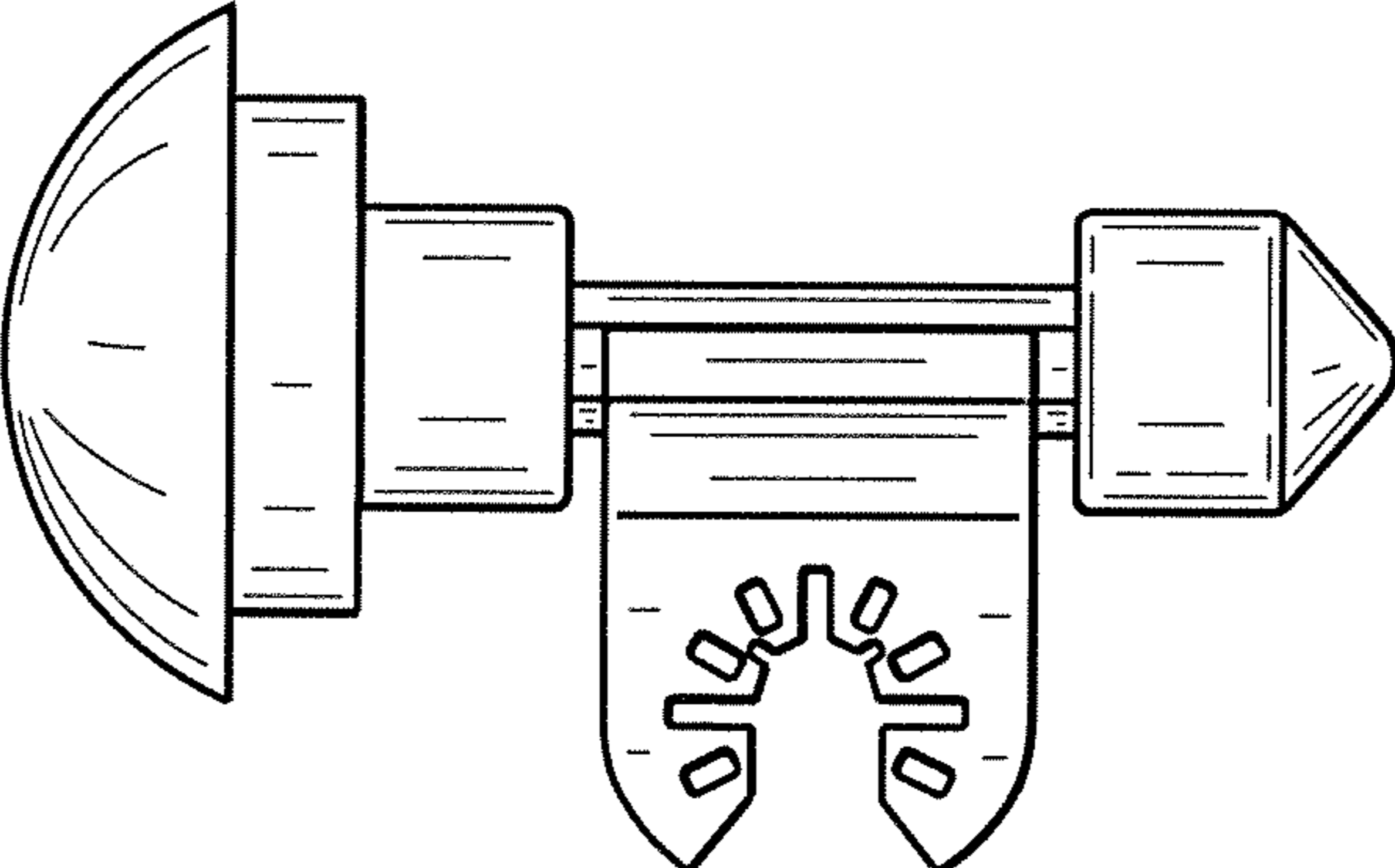


FIG. 5




FIG. 6

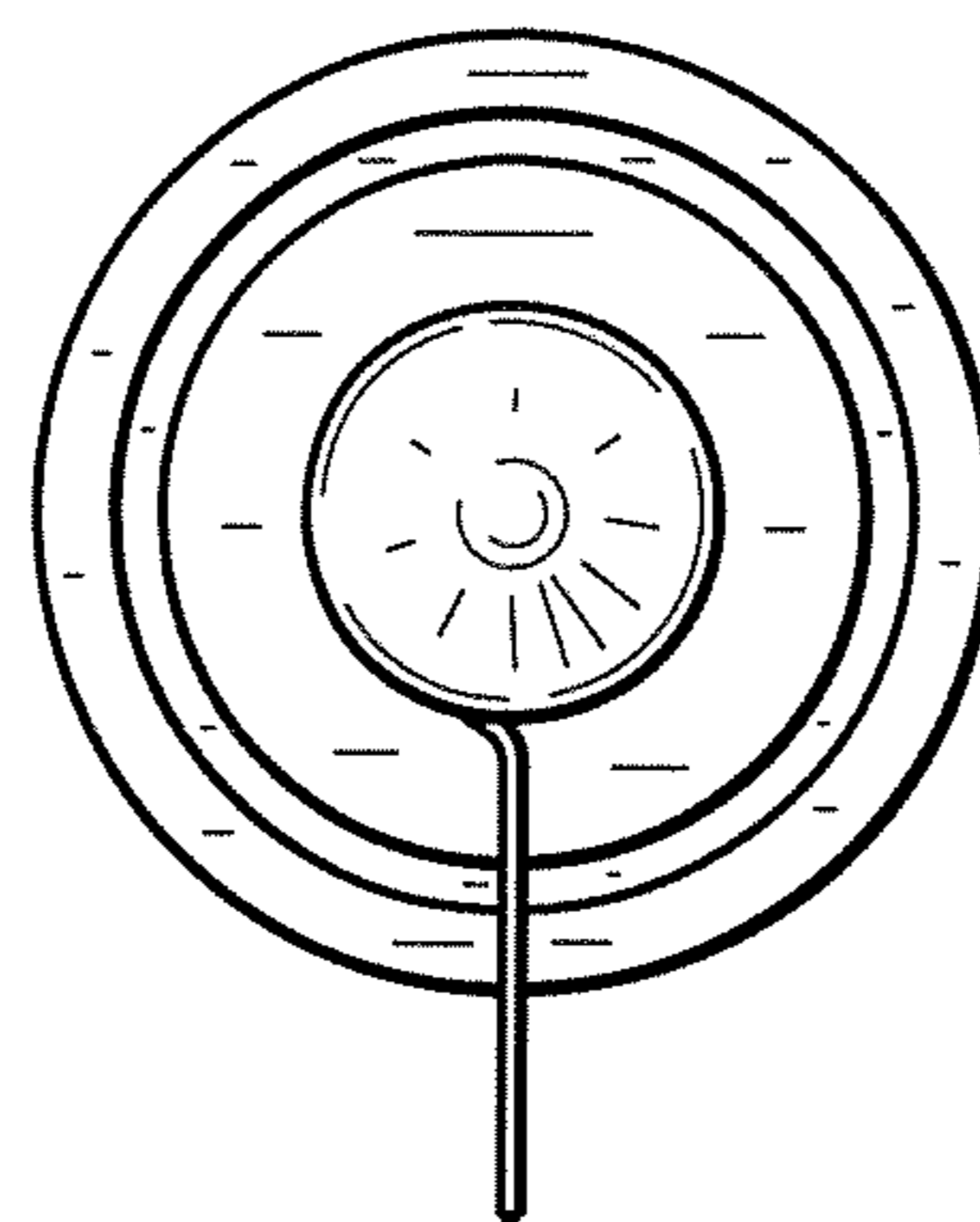


FIG. 7

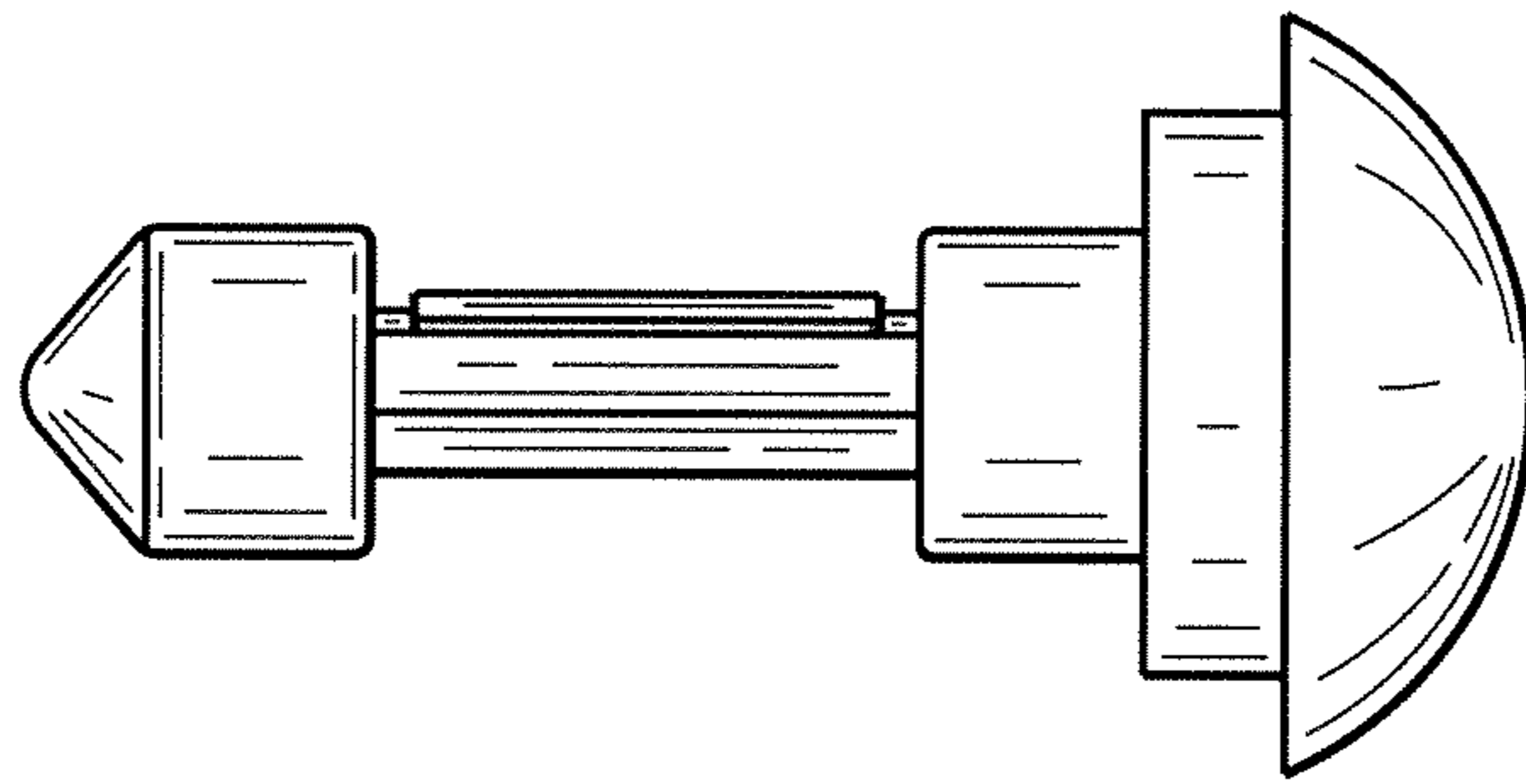


FIG. 8

