



US00D910129S

(12) **United States Design Patent**
Mitsuba et al.

(10) **Patent No.:** **US D910,129 S**
(45) **Date of Patent:** **** Feb. 9, 2021**

- (54) **TENNIS RACKET**
- (71) Applicant: **Sumitomo Rubber Industries, Ltd.**,
Kobe (JP)
- (72) Inventors: **Atsuko Mitsuba**, Kobe (JP); **Yosuke Yamamoto**, Kobe (JP)
- (73) Assignee: **SUMITOMO RUBBER INDUSTRIES, LTD.**, Kobe (JP)
- (**) Term: **15 Years**
- (21) Appl. No.: **29/689,719**
- (22) Filed: **May 1, 2019**
- (30) **Foreign Application Priority Data**

Jan. 15, 2019 (JP) 2019-000543

- (51) **LOC (13) Cl.** **21-02**
- (52) **U.S. Cl.**
USPC **D21/753**; D21/729

- (58) **Field of Classification Search**
USPC D21/729-732, 753
CPC A63B 49/00-49/14; A63B 2049/0201-2049/103; A63B 59/80; A63B 59/00; A63B 59/40; A63B 59/42; A63B 59/45; A63B 60/00; A63B 60/46; A63B 51/00; A63B 2102/00; A63B 2102/10; A63B 2102/12; A63B 2102/16; A63B 2102/26; A63B 2102/28; A63B 2102/30; A63B 2102/38

See application file for complete search history.

(56) **References Cited**

U.S. PATENT DOCUMENTS

- D257,563 S * 11/1980 Hall, Jr. D21/729
- D290,487 S * 6/1987 Mortvedt 473/539
- D290,633 S * 6/1987 Mortvedt D21/730

- D314,028 S * 1/1991 Davis D21/729
- D330,925 S * 11/1992 Janes D21/730
- D338,251 S * 8/1993 Leo D21/729
- D351,205 S * 10/1994 Stennett D21/730
- D355,461 S * 2/1995 Feeney D10/125
- 5,458,331 A * 10/1995 Bothwell A63B 51/12
473/534
- 6,319,159 B1 * 11/2001 Yu A63B 49/02
473/535
- D492,744 S * 7/2004 Lammer D21/729
- D502,517 S * 3/2005 Severa D21/729
- D552,194 S * 10/2007 Yoneyama D21/729
- D559,927 S * 1/2008 McMillan D21/730
- D561,279 S * 2/2008 Yu D21/729
- 7,396,303 B2 * 7/2008 Gazzara A63B 51/00
473/539

(Continued)

Primary Examiner — Mitchell I. Siegel

(74) *Attorney, Agent, or Firm* — Birch, Stewart, Kolasch & Birch, LLP

(57) **CLAIM**

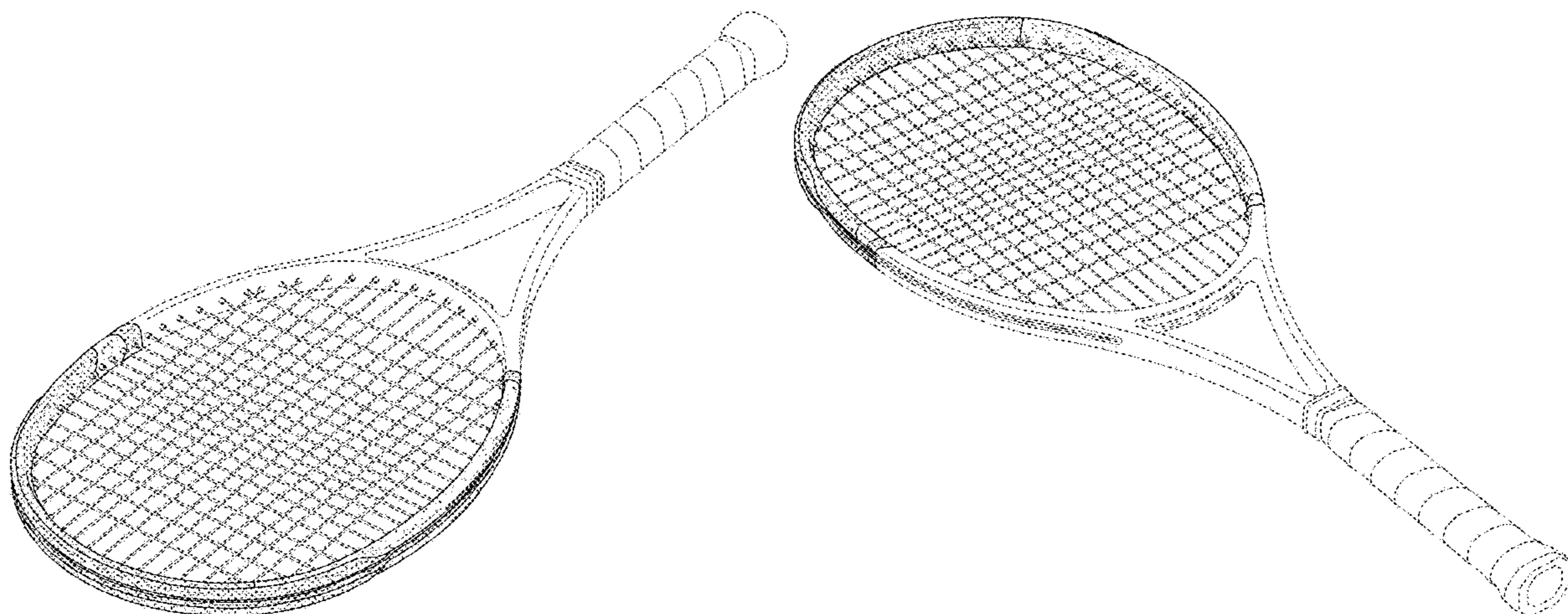
The ornamental design for a tennis racket, as shown and described.

DESCRIPTION

FIG. 1 is a first perspective view of a tennis racket; FIG. 2 is a second perspective view thereof; FIG. 3 is a front view thereof; FIG. 4 is a rear view thereof; FIG. 5 is a left side view thereof; FIG. 6 is a right side view thereof; FIG. 7 is a top view thereof; and, FIG. 8 is a bottom view thereof.

The portions having different stippling illustrate a contrast in the appearance of the tennis racket, with no particular color, texture or finish being claimed. The portions of the tennis racket depicted in broken lines in the drawings, including the gut strings form no part of the claimed design.

1 Claim, 6 Drawing Sheets



(56)

References Cited

U.S. PATENT DOCUMENTS

D717,891 S * 11/2014 Aubin D21/730
D877,833 S * 3/2020 Yamamoto D21/753

* cited by examiner




FIG. 1




FIG. 2

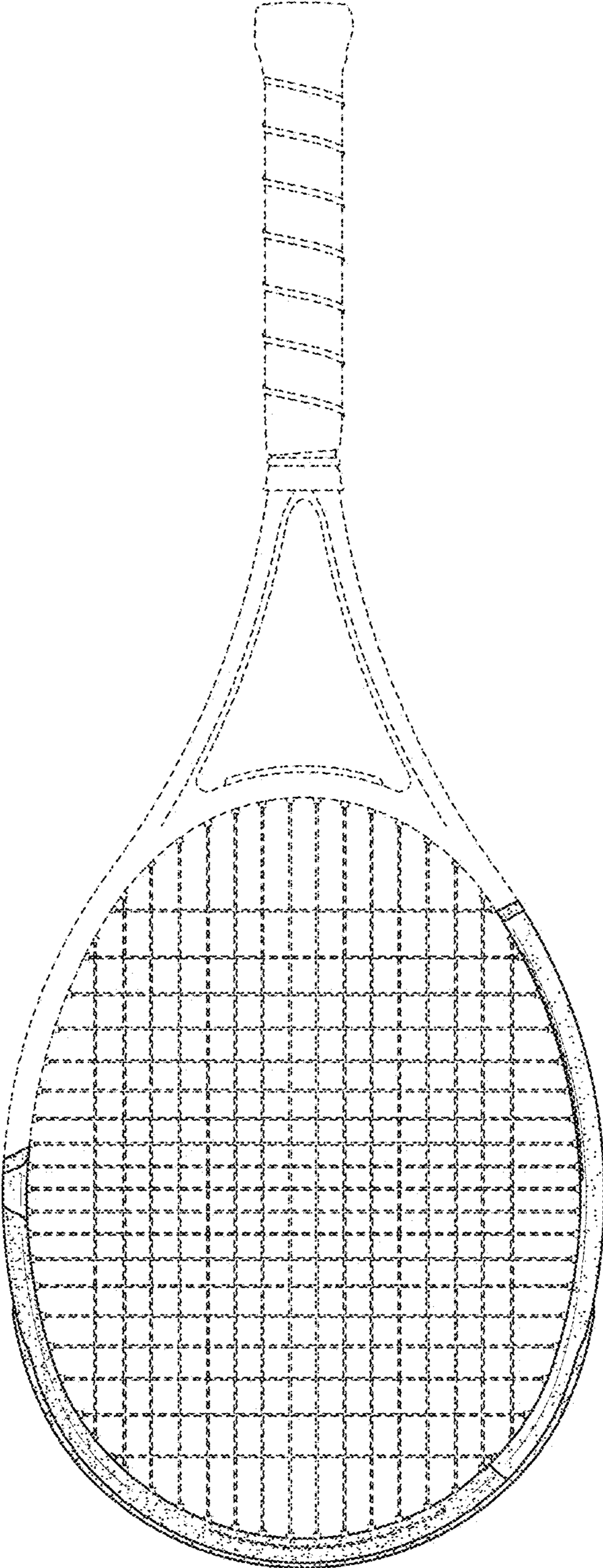


FIG.3

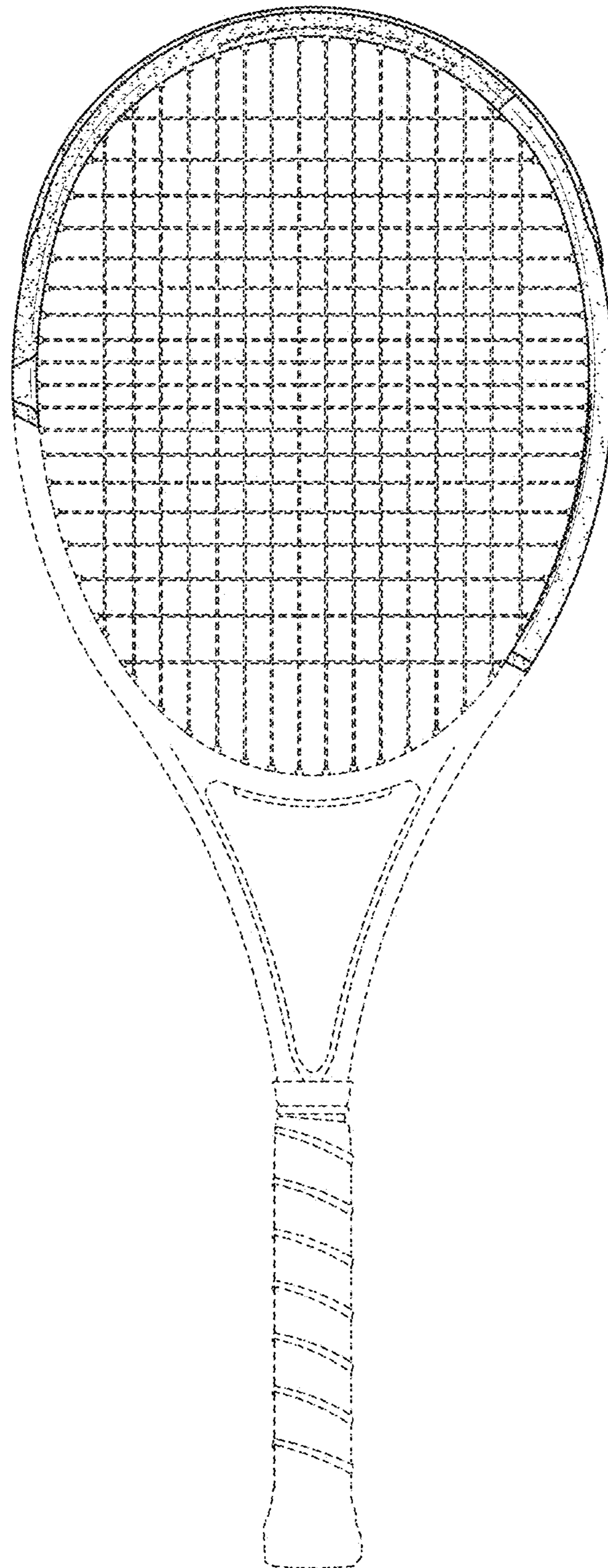


FIG. 4

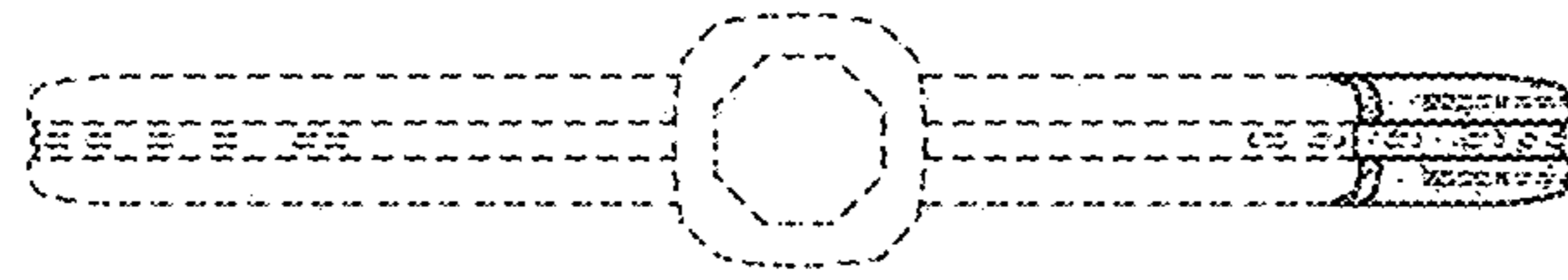


FIG. 6

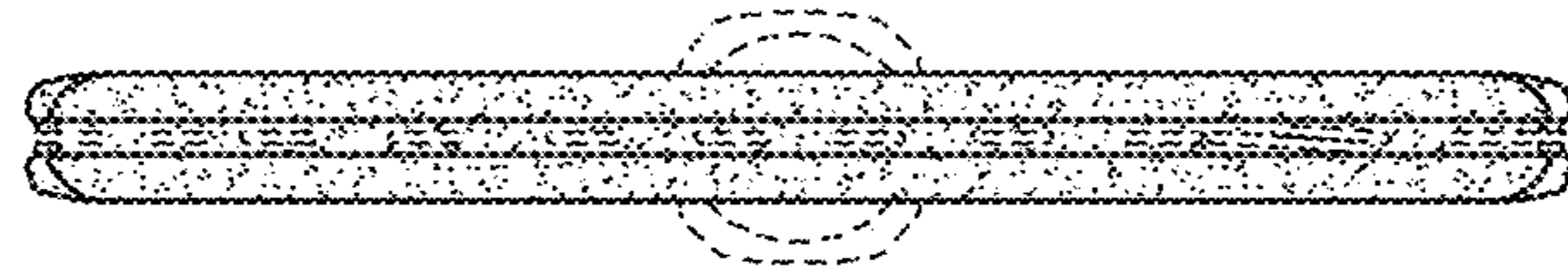


FIG. 5

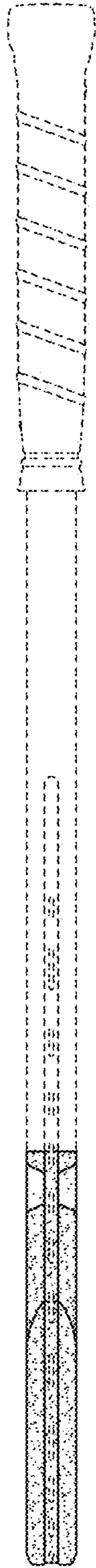


FIG. 7




FIG. 8