

US00D910128S

(12) **United States Design Patent** (10) **Patent No.:** **US D910,128 S**
Kitching, Jr. et al. (45) **Date of Patent:** **** Feb. 9, 2021**

(54) **IRON GOLF CLUB HEAD**

- (71) Applicant: **Acushnet Company**, Fairhaven, MA (US)
- (72) Inventors: **Joseph F. Kitching, Jr.**, Carlsbad, CA (US); **Oswaldo Gonzalez**, San Jacinto, CA (US)
- (73) Assignee: **Acushnet Company**, Fairhaven, MA (US)
- (**) Term: **15 Years**
- (21) Appl. No.: **29/687,981**
- (22) Filed: **Apr. 17, 2019**

D598,967 S *	8/2009	Kim	D21/747
D598,968 S *	8/2009	Wieland	D21/747
D614,710 S *	4/2010	Kim	D21/747
D674,852 S *	1/2013	Hettinger	D21/748
D707,765 S *	6/2014	Engel	D21/733
D707,772 S *	6/2014	Oldknow	D21/759
D732,126 S *	6/2015	Dolezel	D21/759
D732,621 S *	6/2015	Dolezel	D21/759
D733,821 S *	7/2015	Dolezel	D21/759
D753,249 S *	4/2016	Song	D21/749
D762,794 S *	8/2016	Wieland	D21/759
D767,066 S *	9/2016	Asazuma	D21/759
9,517,393 B2 *	12/2016	Cardani	A63B 53/0475
D793,506 S *	8/2017	Cardani	D21/759
D806,813 S *	1/2018	Song	D21/747
D823,406 S *	7/2018	Oyler	D21/747
D832,952 S *	11/2018	Milleman	D21/747
D835,735 S *	12/2018	Chun	D21/747
2007/0117653 A1 *	5/2007	Yoneyama	A63B 53/0475 473/350

Related U.S. Application Data

- (63) Continuation-in-part of application No. 29/662,933, filed on Sep. 10, 2018, now Pat. No. Des. 867,500, which is a continuation-in-part of application No. 29/659,502, filed on Aug. 9, 2018, now Pat. No. Des. 866,692.
- (51) **LOC (13) Cl.** **21-02**
- (52) **U.S. Cl.**
USPC **D21/747**
- (58) **Field of Classification Search**
USPC D21/747-751, 759
CPC A63B 53/00; A63B 53/02; A63B 53/04;
A63B 53/047; A63B 53/0475; A63B
2053/0479; A63B 2053/0483; A63B
2053/0445; A63B 60/00; A63B 60/46
See application file for complete search history.

(56) **References Cited**

U.S. PATENT DOCUMENTS

D454,606 S *	3/2002	Helmstetter	D21/747
D572,781 S *	7/2008	Kim	D21/747
D577,779 S *	9/2008	Roach	D21/749

* cited by examiner

Primary Examiner — Mitchell I. Siegel

(74) *Attorney, Agent, or Firm* — Randy K. Chang

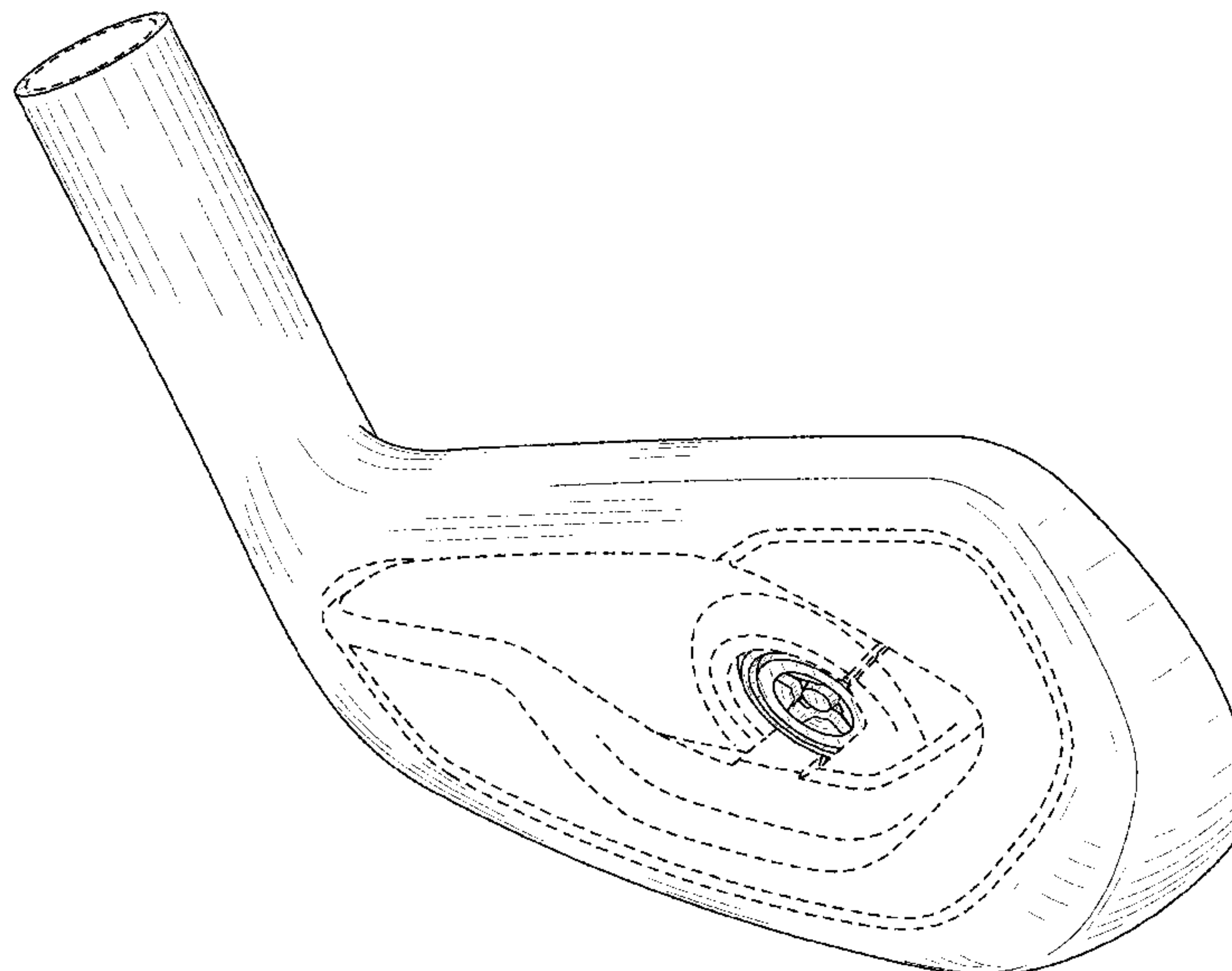
(57) **CLAIM**

The ornamental design for iron golf club head, as shown and described.

DESCRIPTION

FIG. 1 is a perspective back view of an iron golf club head showing my design;
 FIG. 2 is a rear elevational view thereof;
 FIG. 3 is a top plan view thereof;
 FIG. 4 is a bottom plan view thereof;
 FIG. 5 is a front elevation view thereof;
 FIG. 6 is a toe end view thereof;
 FIG. 7 is a heel end view thereof; and,
 FIG. 8 is an exploded perspective back view thereof.
 The broken lines showing portions of the iron golf club head forms no part of the claimed design.

1 Claim, 6 Drawing Sheets



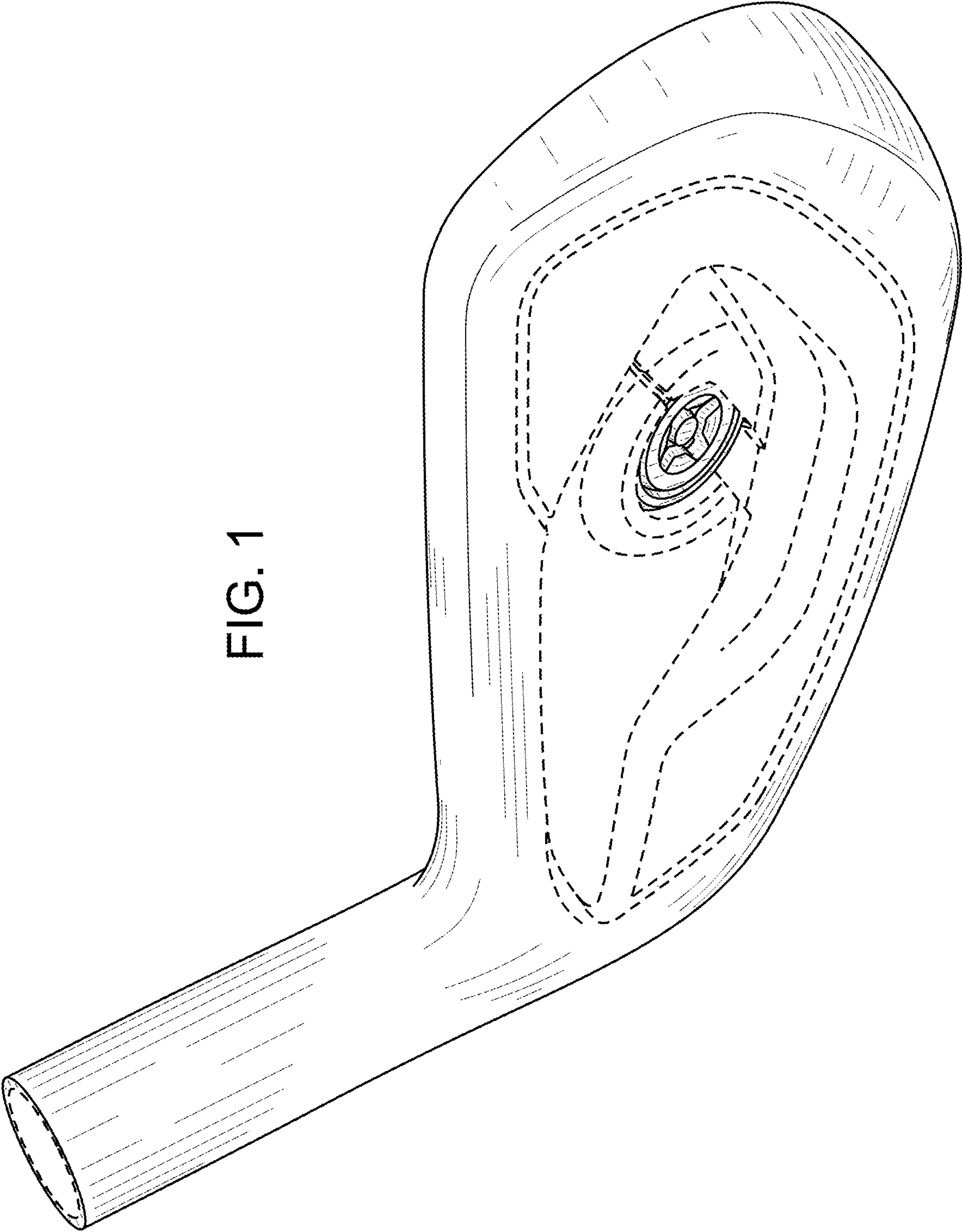


FIG. 1

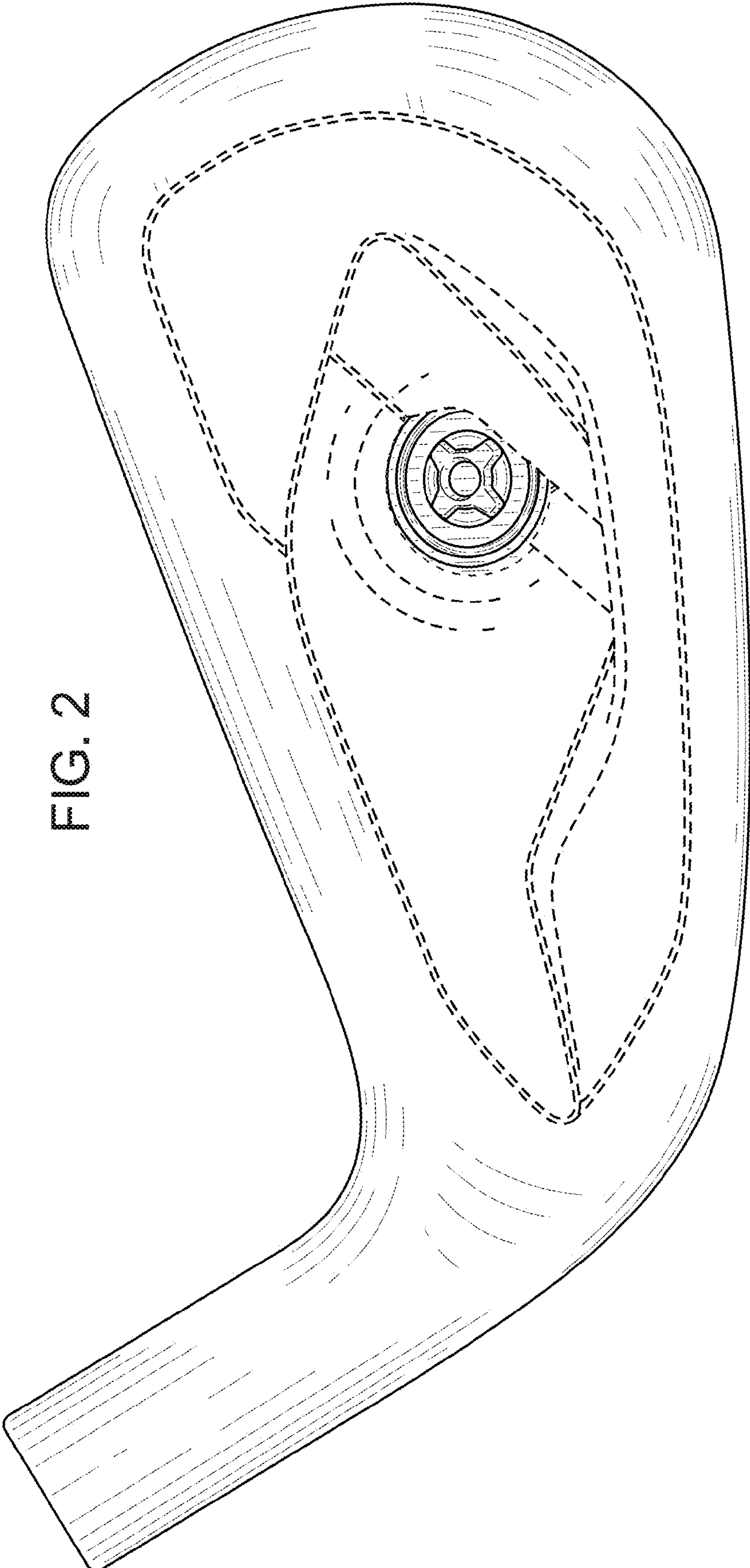
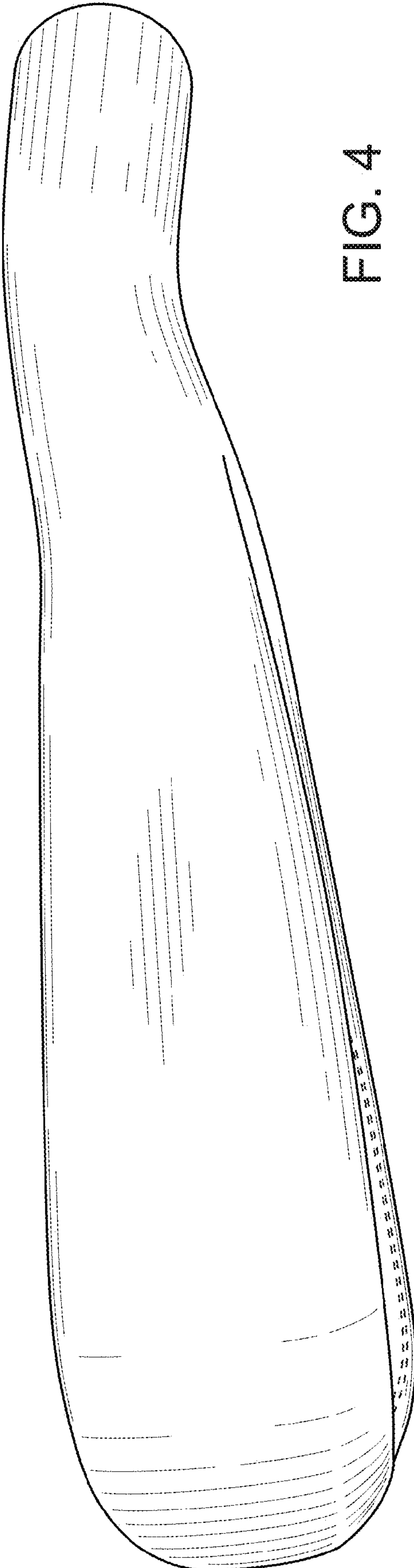
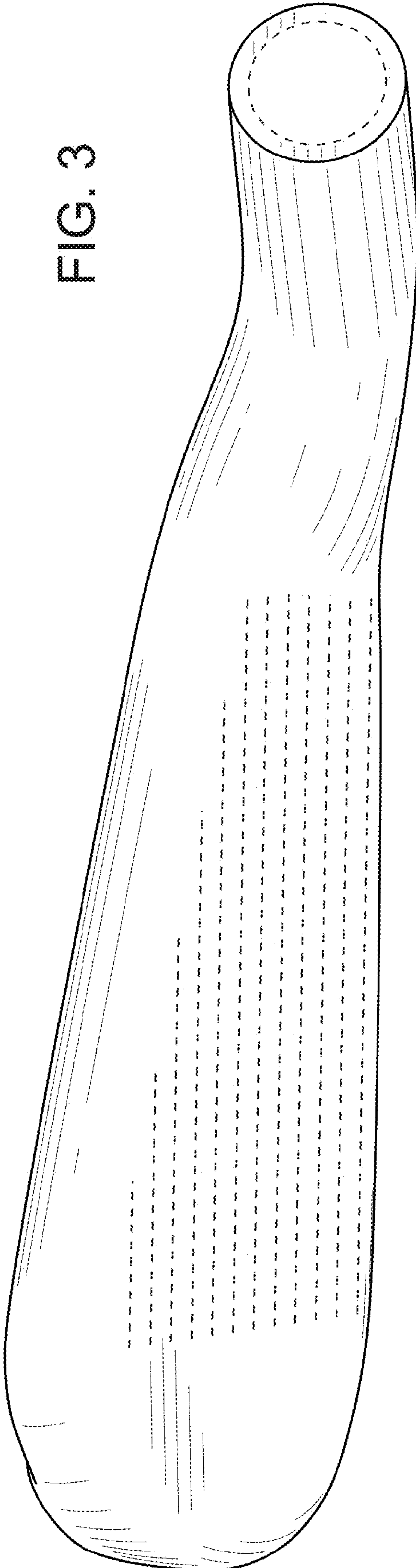


FIG. 2



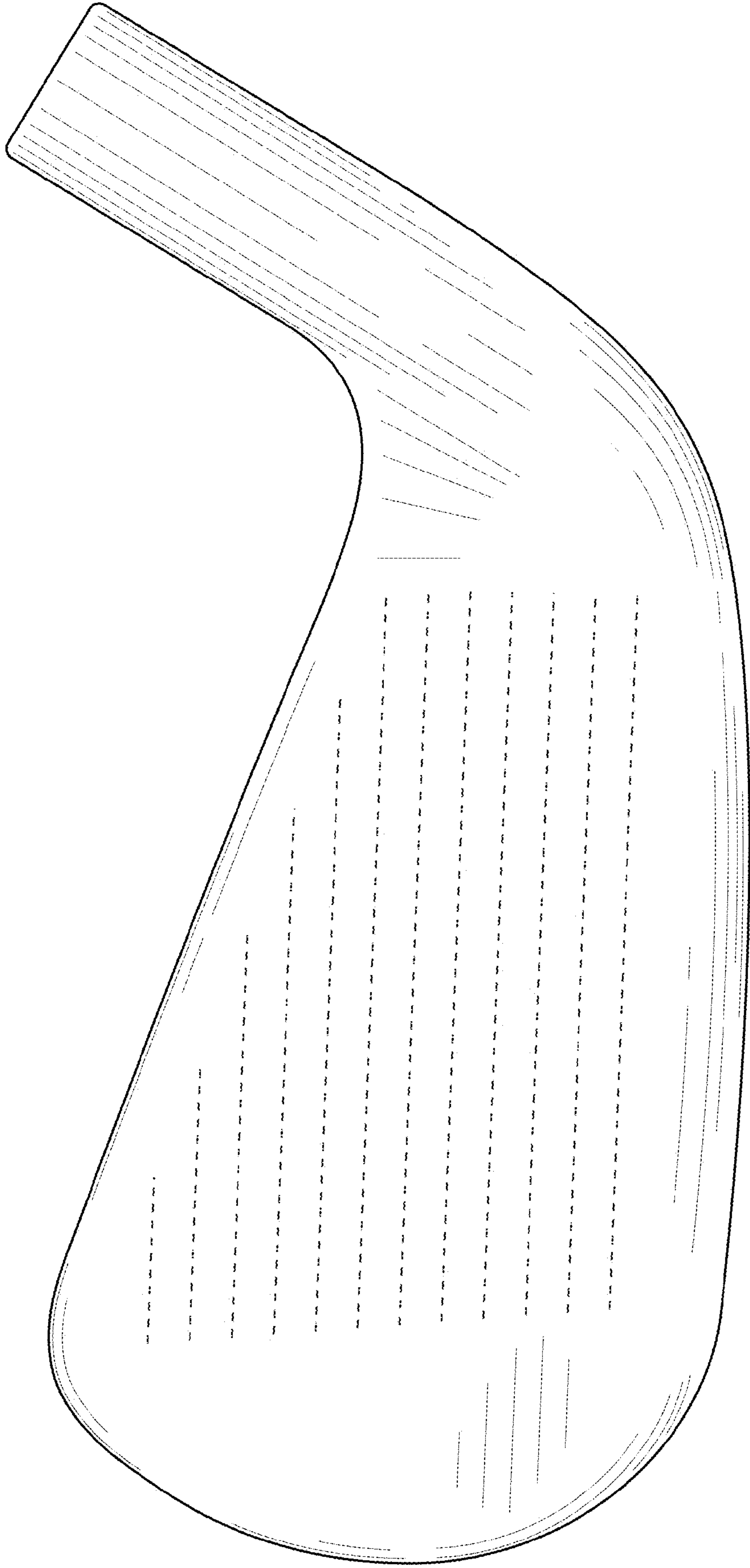


FIG. 5

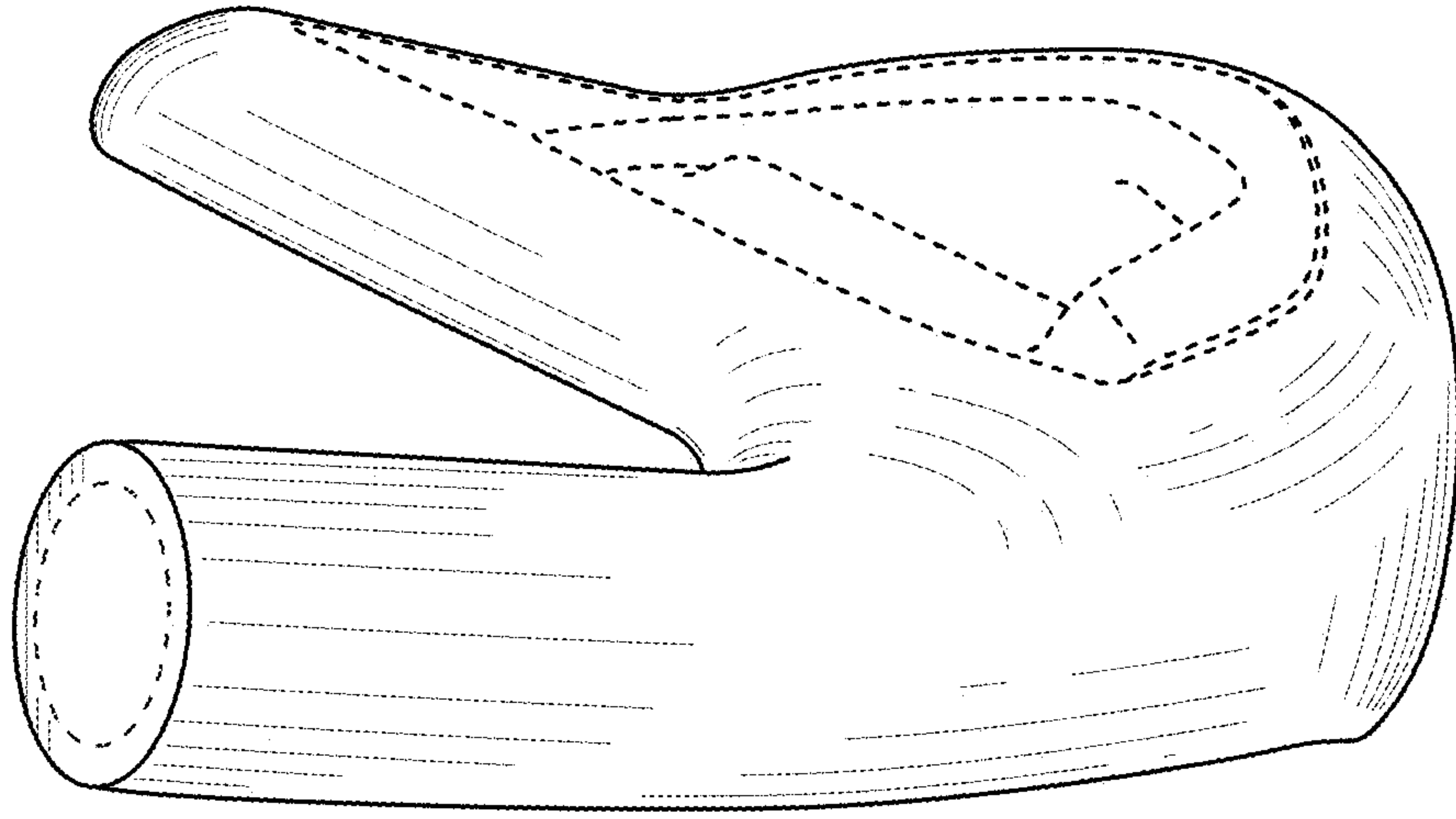


FIG. 6

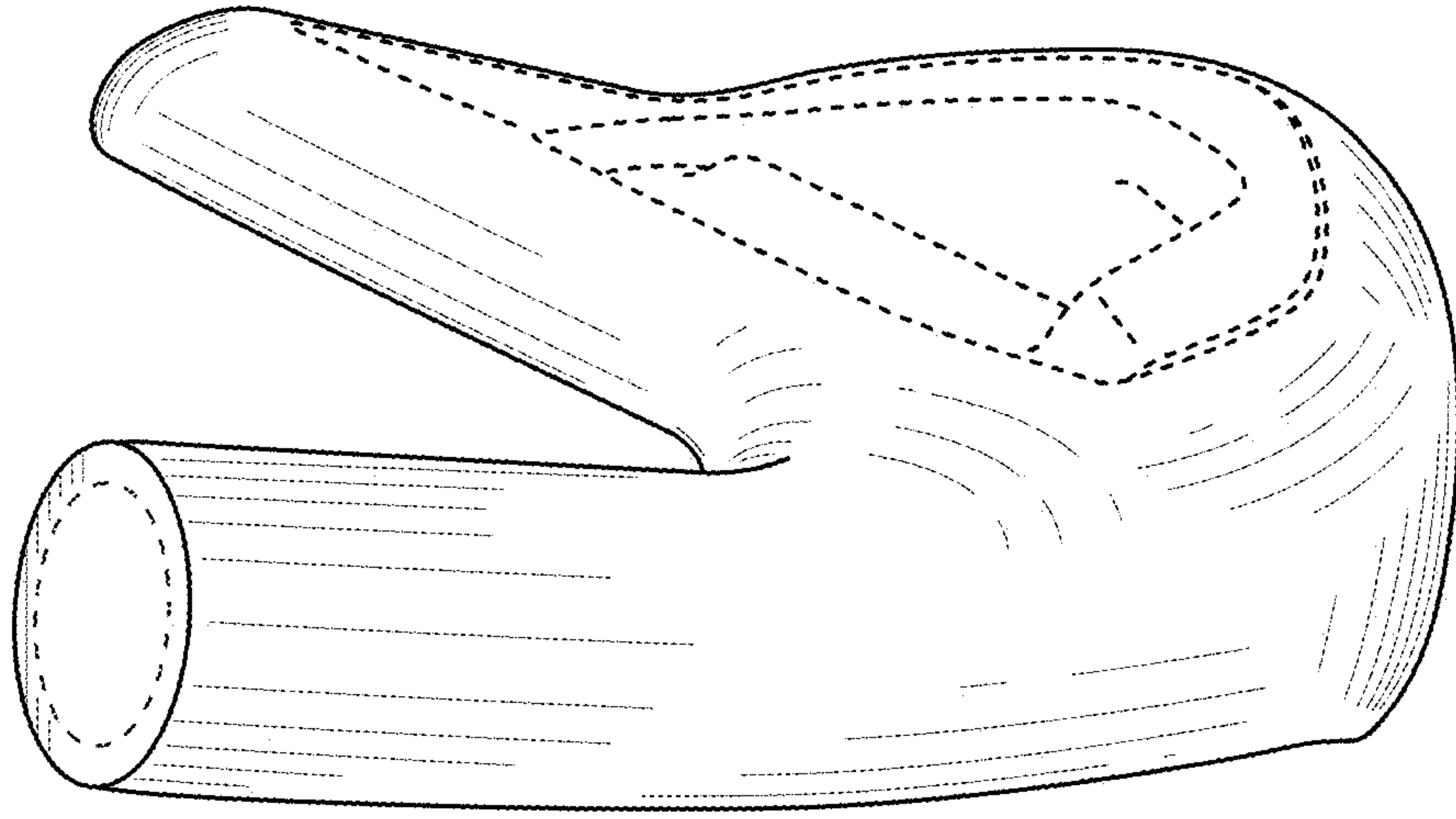


FIG. 7

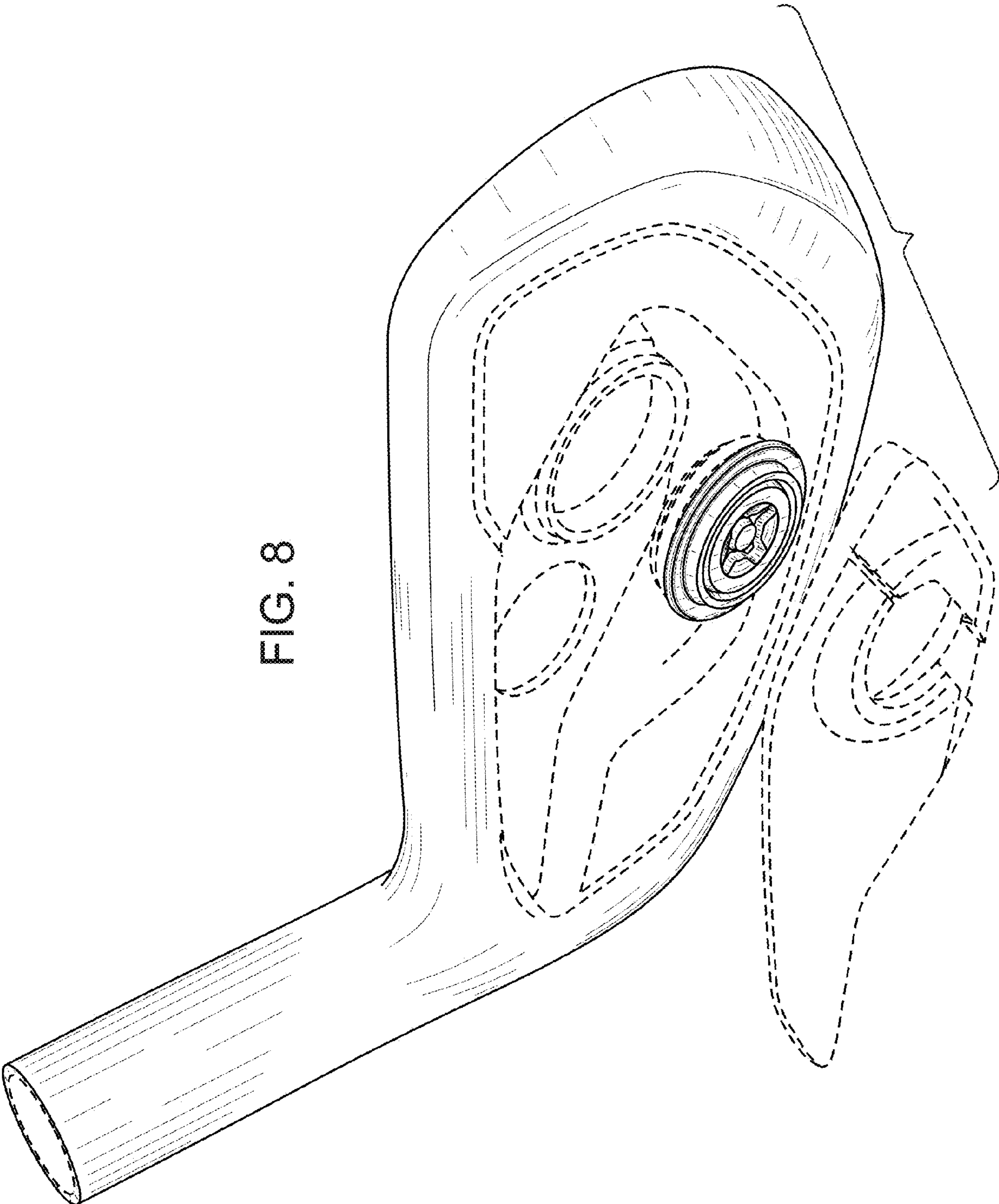


FIG. 8