



US00D910112S

(12) **United States Design Patent** (10) **Patent No.:** **US D910,112 S**
Choi et al. (45) **Date of Patent:** **** Feb. 9, 2021**

(54) **SHREDDER**

(71) Applicant: **Fellowes, Inc.**, Itasca, IL (US)
(72) Inventors: **Taiwon Choi**, Glenview, IL (US);
Damian Hernandez, Oak Park, IL (US)
(73) Assignee: **FELLOWES, INC.**, Itasca, IL (US)
(**) Term: **15 Years**

(21) Appl. No.: **29/666,799**
(22) Filed: **Oct. 16, 2018**
(51) **LOC (13) Cl.** **18-99**
(52) **U.S. Cl.**
USPC **D18/34.5**

(58) **Field of Classification Search**
USPC D18/34.1, 34.2, 34.3, 34.4, 34.5, 34.6,
D18/34.7, 34.8, 34.9; D23/356, 359, 360,
D23/364
CPC B02C 18/0007; B02C 2018/0046; B02C
2018/0053; B26D 2007/005; B26D
2007/0087; B26D 2001/0053; B26D
1/025; B26D 1/035; B26D 1/045; B26D
1/065; B26D 1/08; B26D 1/085; B26D
1/10; B26D 1/105; B26D 1/125; B26D
1/147; B26D 1/1475; B26D 1/15; B26D
1/151; B26D 1/153; B26D 1/1535; B26D
1/185; B26D 1/305; B26D 1/34; B26D
1/345; B26D 1/36; B26D 1/365; B26D
1/38; B26D 1/385; B26D 1/56; B26D
1/565; B26D 1/58; B26D 1/585; B26D
5/083; B26D 7/015; B26D 7/025; B26D
7/22; B26D 1/0006; B26D 5/16; B26D
7/2614; B23D 35/008; Y10T 83/7763;
Y10T 83/8822; Y10T 83/885; Y10T
83/8851; Y10T 83/7507; Y10T 83/8874;
Y10T 83/8814; Y10T 83/9493; Y10T
83/7533; Y10T 83/8821; Y10T 83/828;
Y10T 83/872; Y10T 83/8841; Y10S
83/955

See application file for complete search history.

(56) **References Cited**

U.S. PATENT DOCUMENTS

D556,250 S * 11/2007 Kent D18/34.6
D602,074 S * 10/2009 Holderfield D18/34.5
D611,527 S * 3/2010 Sued D18/34.5
D677,717 S * 3/2013 Applegate D18/34.5
D678,396 S * 3/2013 Zhang D18/34.5

(Continued)

FOREIGN PATENT DOCUMENTS

CN 305510585 * 12/2019
CN 305531036 * 1/2020
CN 306066156 * 9/2020

OTHER PUBLICATIONS

Amazon.com. Link: https://www.amazon.com/dp/B086QRGGNB/ref=cm_sw_em_r_mt_dp_XdhKFb8HCM29H. Feb. 20, 2020. Fellowes Powershred LX210 Micro Cut Shredder—Micro Cut. (Year: 2020).*

(Continued)

Primary Examiner — Lauren D McVey
(74) *Attorney, Agent, or Firm* — Pillsbury Winthrop Shaw Pittman LLP

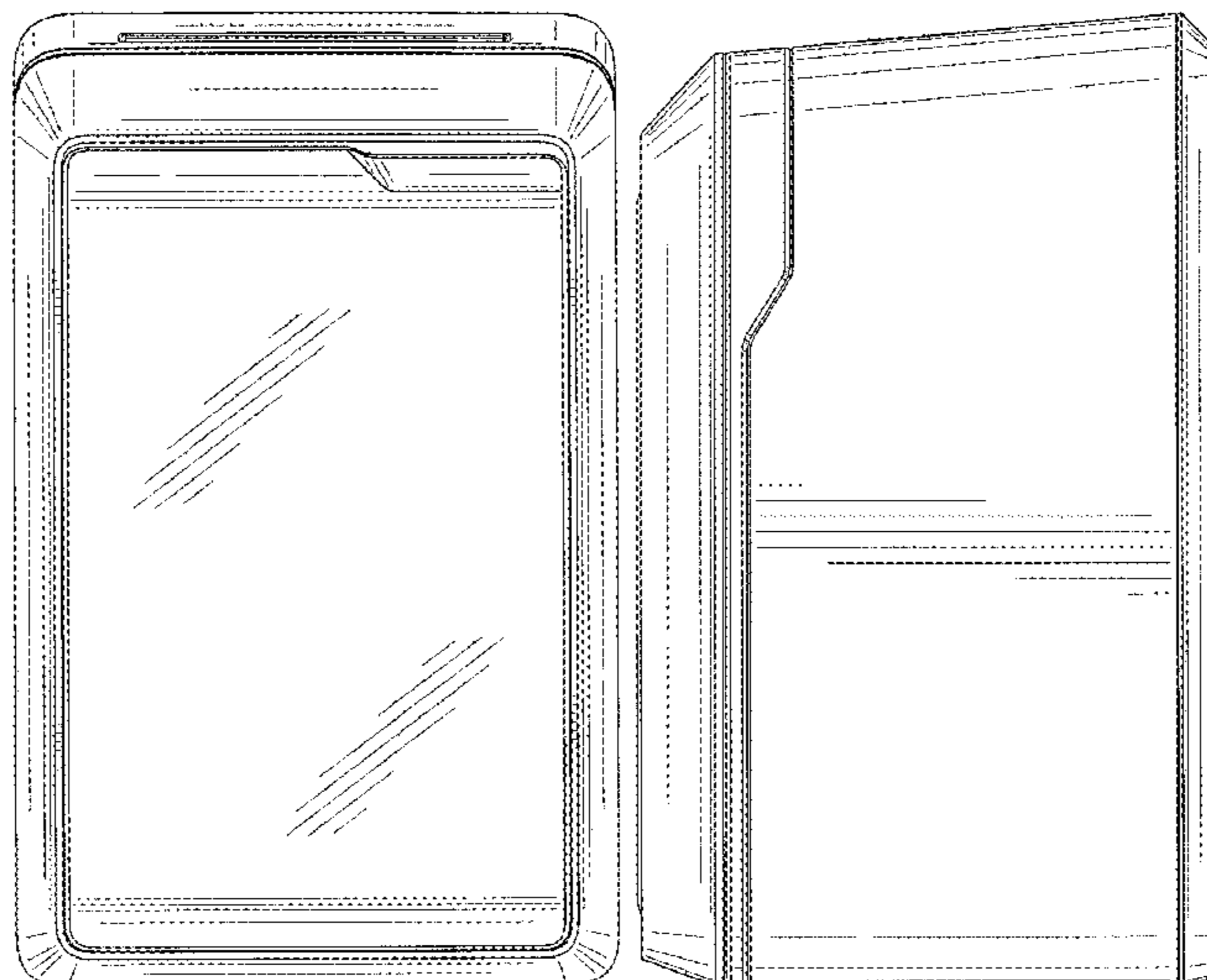
(57) **CLAIM**

The ornamental design for a shredder, as shown and described.

DESCRIPTION

FIG. 1 is a top perspective view of a shredder according to our design;
FIG. 2 is a front elevational view of the shredder;
FIG. 3 is a back elevational view of the shredder;
FIG. 4 is a right side elevational view of the shredder;
FIG. 5 is a left side elevational view of the shredder;
FIG. 6 is a top plan view of the shredder; and,
FIG. 7 is a bottom plan view of the shredder.

1 Claim, 7 Drawing Sheets



(56)

References Cited

U.S. PATENT DOCUMENTS

D679,319 S * 4/2013 Romanovich D18/34.5
D835,713 S * 12/2018 Xu D18/34.6
D869,548 S * 12/2019 Kang D18/34.5
D873,331 S * 1/2020 Choi D18/34.4
D873,332 S * 1/2020 Choi D18/34.4
D873,333 S * 1/2020 Choi D18/34.4
D873,334 S * 1/2020 Choi D18/34.4
D874,560 S * 2/2020 Hernandez D18/34.5

OTHER PUBLICATIONS

Amazon.com. Link: https://www.amazon.com/dp/B07YOMMBYJ/ref=cm_sw_em_r_mt_dp_fghKFbTCVY65P. Oct. 4, 2019. Fellowes LX22M Powershred Micro Cut 20 Sheet Paper Shredder (Black) (5263501). (Year: 2019).*

* cited by examiner

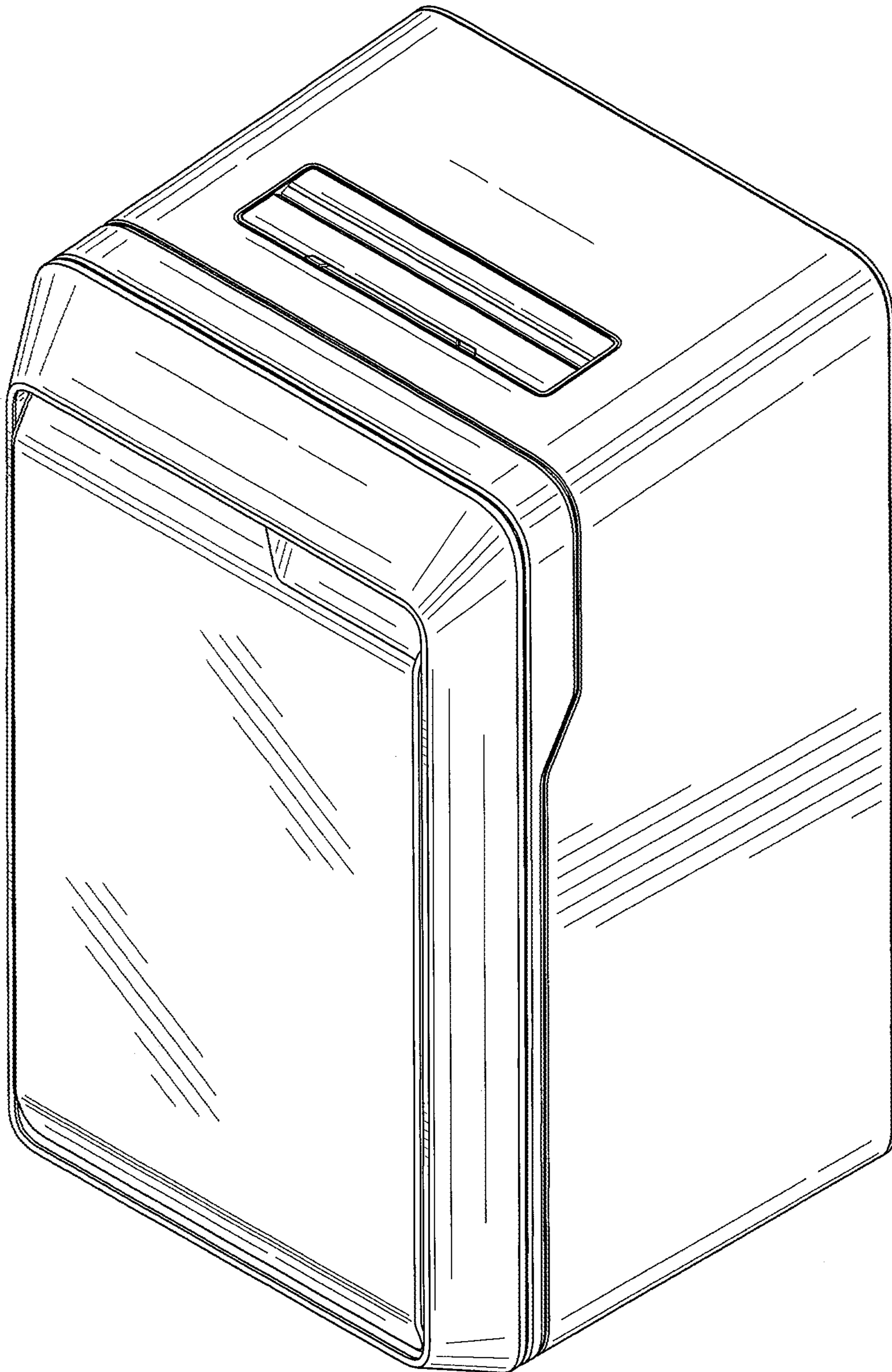


FIG. 1

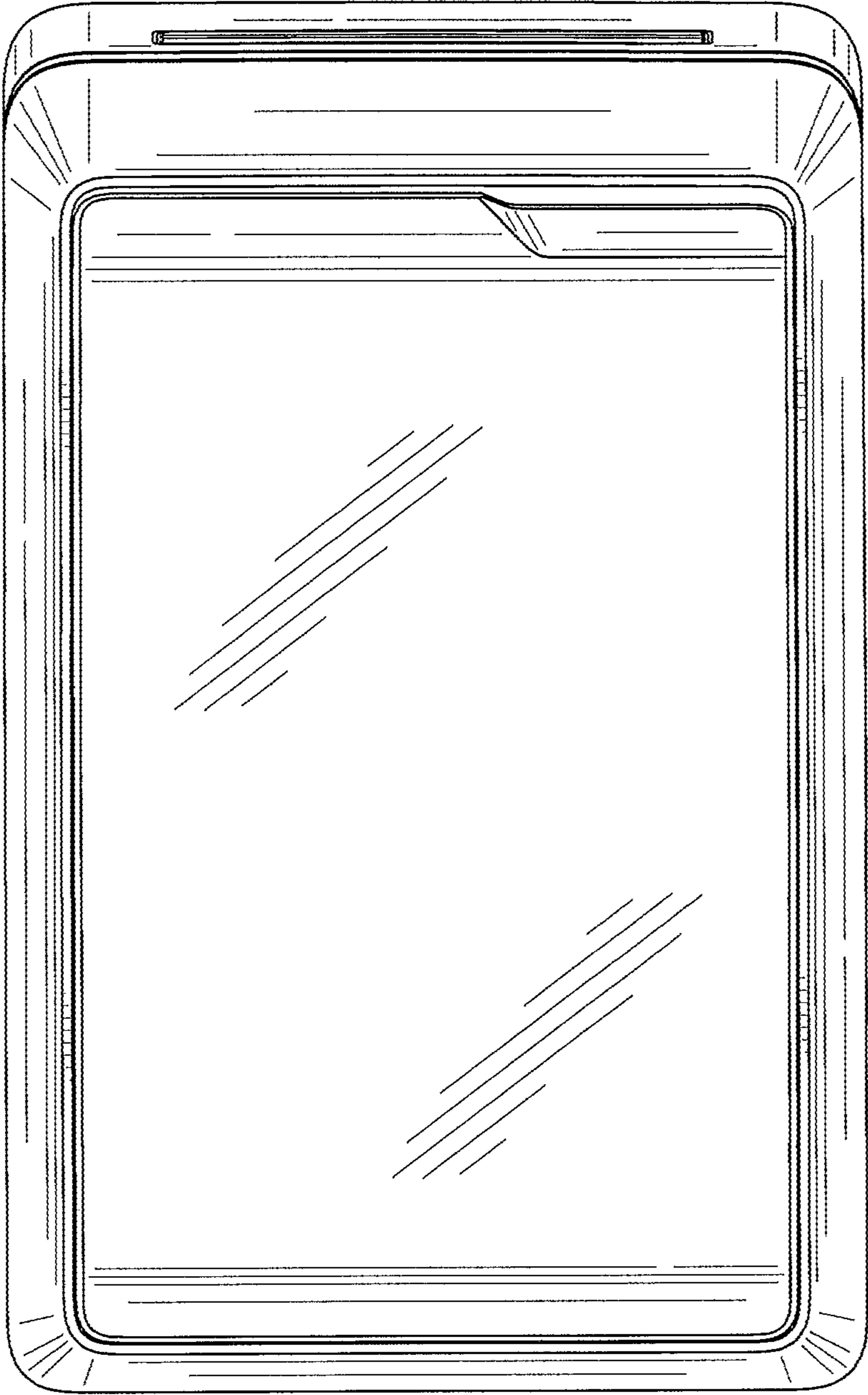


FIG. 2




FIG. 3




FIG. 4

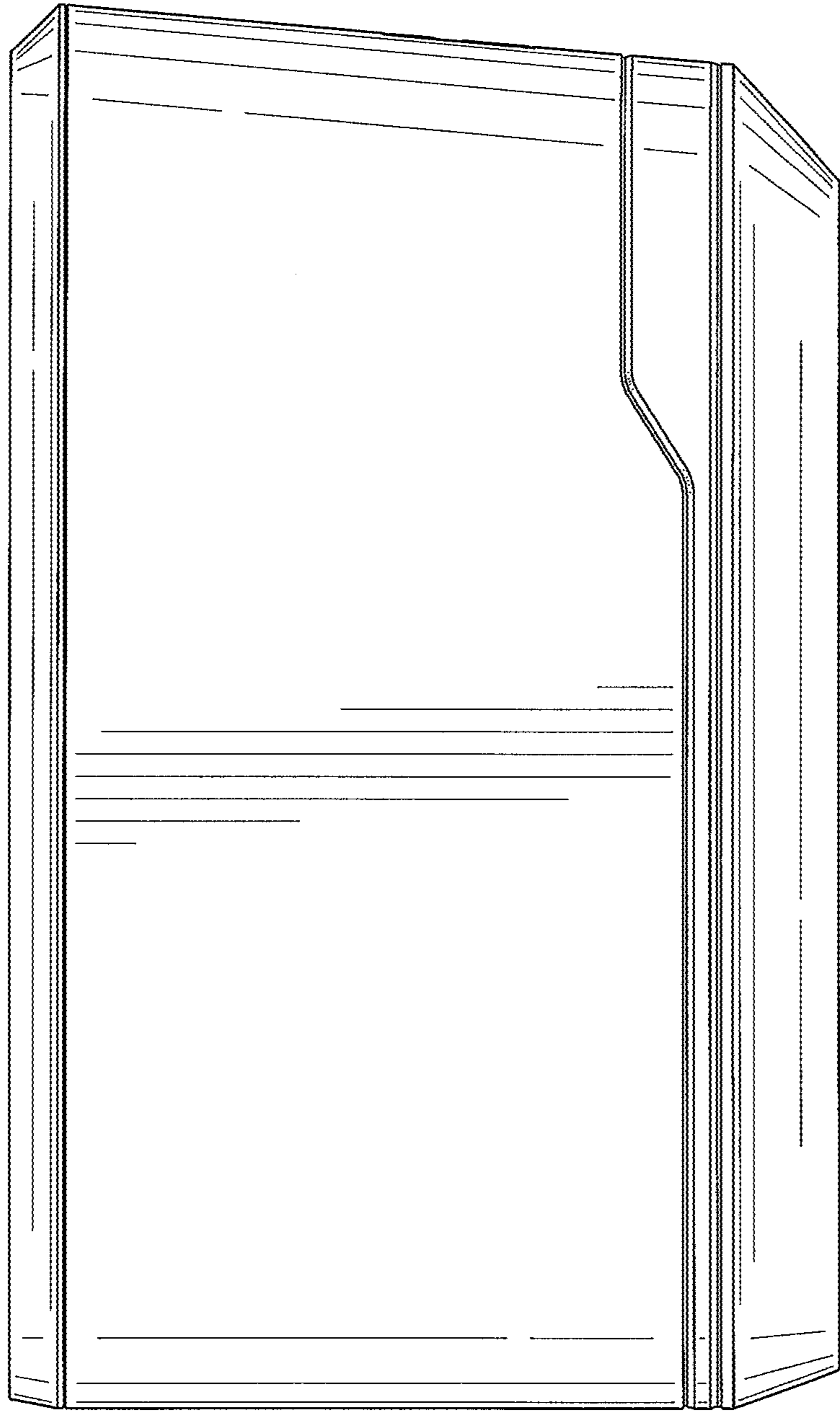


FIG. 5




FIG. 6




FIG. 7