



US00D910110S

(12) **United States Design Patent** (10) **Patent No.:** **US D910,110 S**
Tirabassi et al. (45) **Date of Patent:** **** Feb. 9, 2021**

(54) **PERCUSSION DRUM HEAD**

(71) Applicant: **Cardinal Percussion, Ltd.**,
Youngstown, OH (US)
(72) Inventors: **Mark Tirabassi**, Youngstown, OH
(US); **James Bickley**, Youngstown, OH
(US)
(73) Assignee: **Cardinal Percussion, Ltd.**,
Youngstown, OH (US)
(**) Term: **15 Years**

(21) Appl. No.: **29/696,777**
(22) Filed: **Jul. 1, 2019**
(51) **LOC (13) Cl.** **17-04**
(52) **U.S. Cl.**
USPC **D17/22**
(58) **Field of Classification Search**
USPC D17/22, 99
CPC G10D 13/02; G10D 13/20
See application file for complete search history.

(56) **References Cited**

U.S. PATENT DOCUMENTS

D607,921 S *	1/2010	Onishi	D17/22
D692,943 S *	11/2013	Tatsumi	D17/22
D754,785 S *	4/2016	Gibson	D17/22
D793,972 S *	8/2017	Krishnan	H01L 21/68764 D13/182
D815,193 S *	4/2018	Gibson	D17/22
D842,924 S *	3/2019	Rosenberg	D17/22
D858,626 S *	9/2019	Hubbert	D17/22
D866,491 S *	11/2019	Krishnan	D13/182
D885,476 S *	5/2020	Trombley	D17/22
D885,477 S *	5/2020	Trombley	D17/22
D897,420 S *	9/2020	Chen	D17/22
2010/0175535 A1 *	7/2010	Lento	G10D 13/02 84/414
2019/0295516 A1 *	9/2019	Hashimoto	G10D 13/00

OTHER PUBLICATIONS

REMO Powerstroke P3 product sheet, <https://remo.com/products/product/powerstroke-p3-clear/>, published as early as 2016 (as shown by Wayback Machine).

* cited by examiner

Primary Examiner — R. Johnson

(74) *Attorney, Agent, or Firm* — James R. Young;
Cochran Freund & Young LLC

(57) **CLAIM**

The ornamental design for a percussion drum head, as shown and described.

DESCRIPTION

FIG. 1 is a front isometric view of a percussion drum head. FIG. 2 is a back isometric view thereof. FIG. 3 is a front elevation view thereof. FIG. 4 is a back elevation view thereof. FIG. 5 is a right side elevation view thereof. FIG. 6 is a left side elevation view thereof. FIG. 7 is a top plan view thereof. FIG. 8 is a bottom plan view thereof; and, FIG. 9 is a front isometric view thereof, mounted in a percussion drum.

Any broken line portions of the disclosure are for illustrative purposes only and form no part of the claimed design. The shade lines in the drawings that cross over the edges of the holes or that run in the same directions as shade lines that cross over edges of holes indicate transparent material over the material that has the holes. The shade lines in the drawings that do not cross over edges of the holes indicate surfaces of materials.

1 Claim, 7 Drawing Sheets

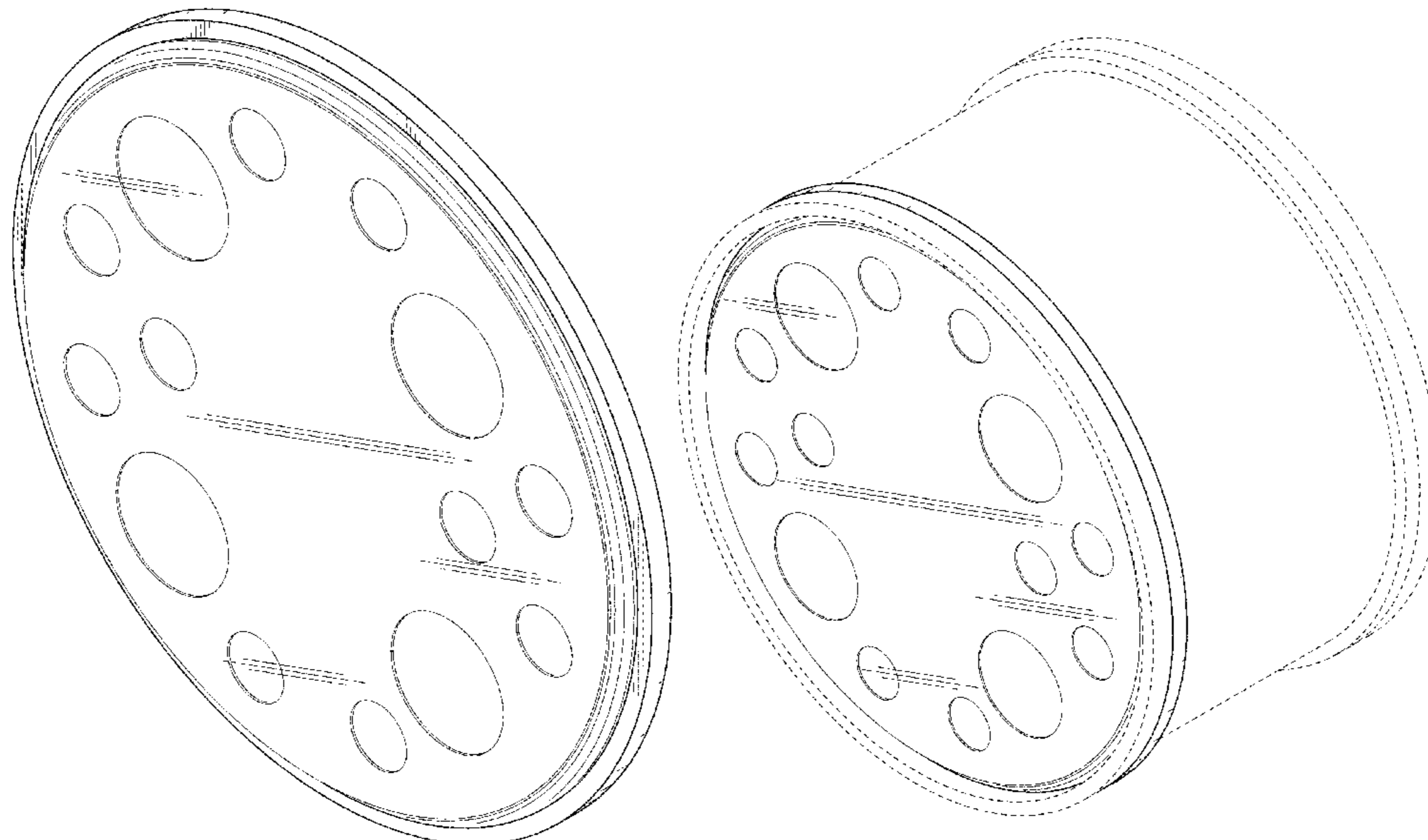


FIG. 1

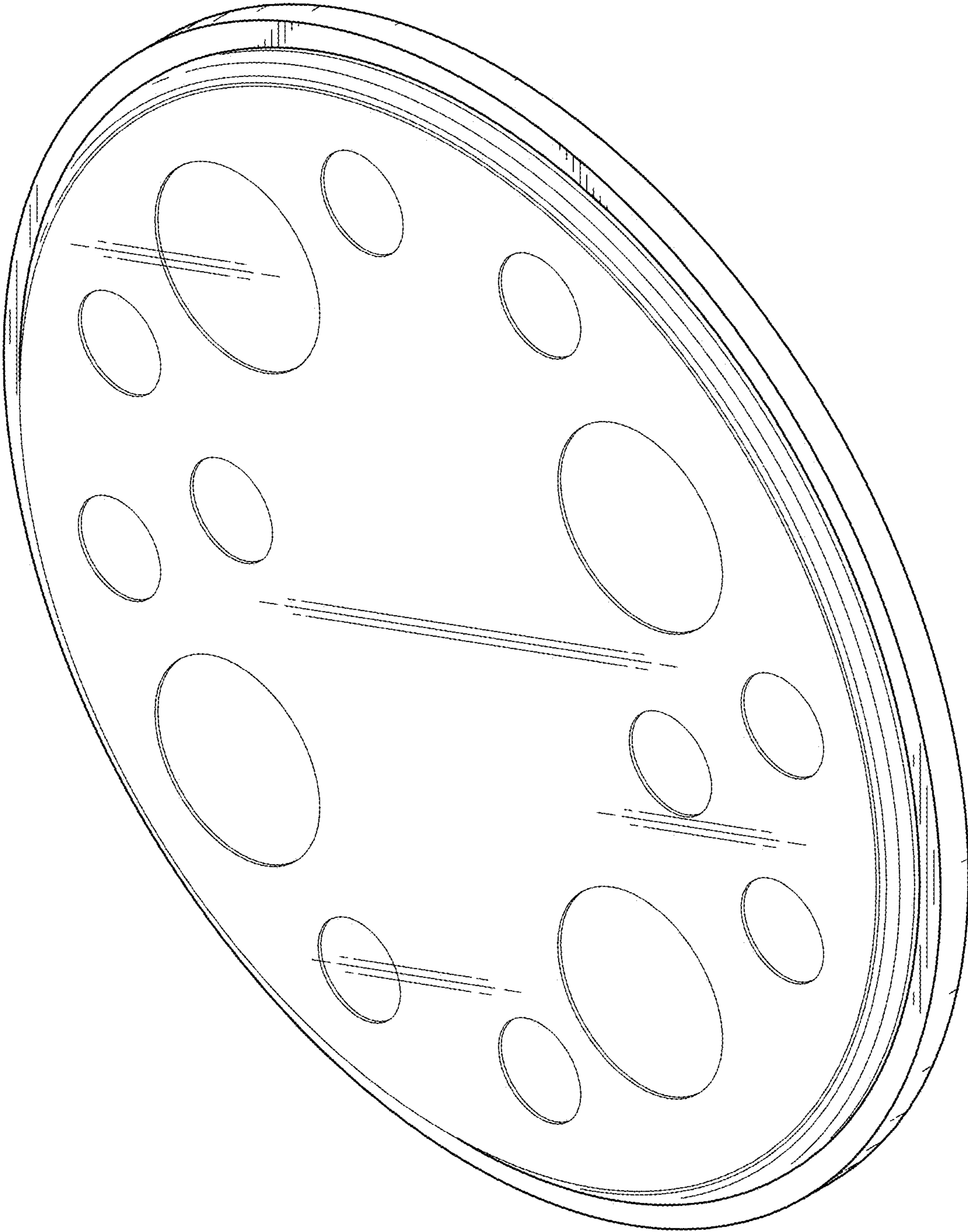


FIG. 2

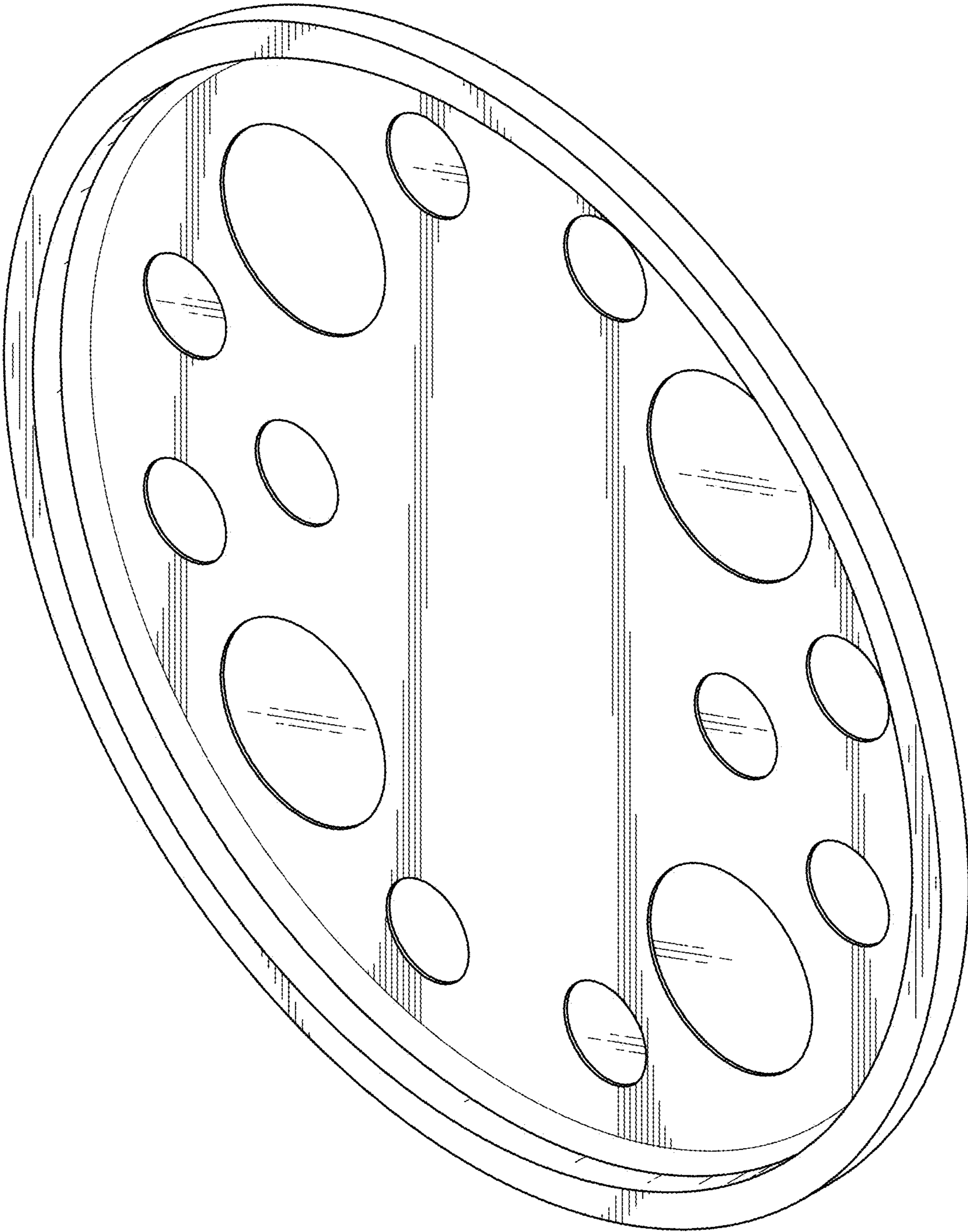


FIG. 3

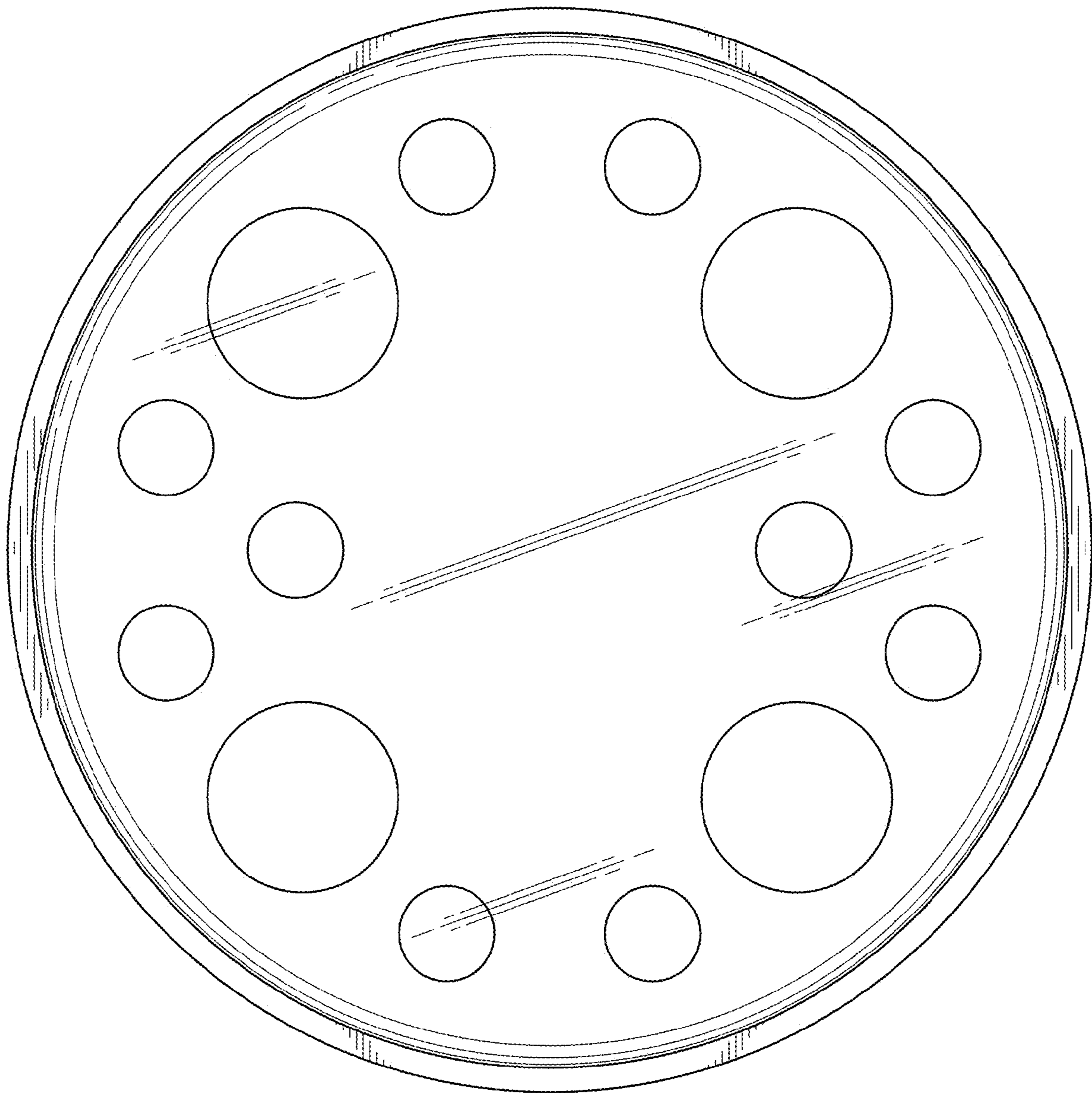


FIG. 4

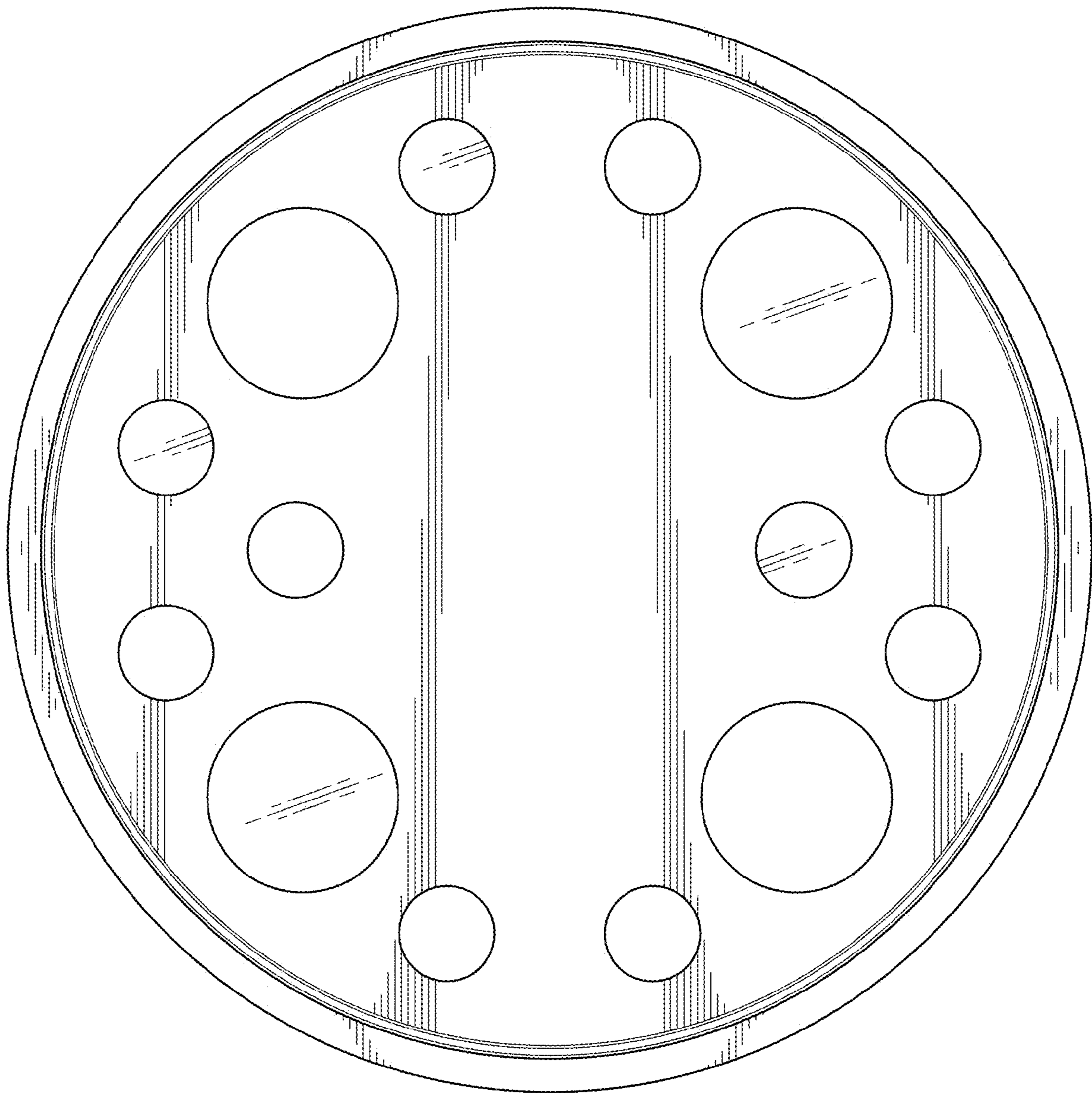


FIG. 5



FIG. 6

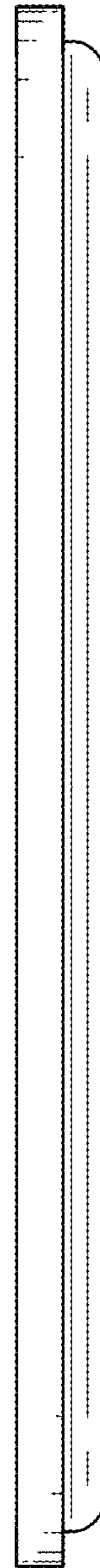


FIG. 7




FIG. 8



FIG. 9

