



US00D910104S

(12) **United States Design Patent**
Kim et al.

(10) **Patent No.:** **US D910,104 S**

(45) **Date of Patent:** **** Feb. 9, 2021**

(54) **CAMERAS**

13/1963; G08B 13/19619; G08B
13/19632; F16M 11/04; F16M 13/00

(71) Applicant: **LINKFLOW CO., LTD**, Seoul (KR)

See application file for complete search history.

(72) Inventors: **Yong Kuk Kim**, Gyeonggi-do (KR);
Jun Se Kim, Gyeonggi-do (KR); **Sung
Rae Cho**, Seoul (KR); **Yong Jin Kim**,
Busan (KR)

(56) **References Cited**

U.S. PATENT DOCUMENTS

(73) Assignee: **LINKFLOW CO., LTD**, Seoul (KR)

(**) Term: **15 Years**

(21) Appl. No.: **29/676,945**

(22) Filed: **Jan. 16, 2019**

D477,345	S	*	7/2003	Hildreth	D16/203
D700,232	S	*	2/2014	Ramsay	D16/218
8,842,533	B2	*	9/2014	Xu	H04L 67/1004 370/230.1
D721,673	S	*	1/2015	Park	D14/205
D743,933	S	*	11/2015	Park	D14/205
D745,076	S	*	12/2015	Pfeil	D16/207
D752,766	S	*	3/2016	Guarraia	D24/200
D756,959	S	*	5/2016	Lee	D14/205
D768,024	S	*	10/2016	Dayal	D11/3
D797,701	S	*	9/2017	Miller	D14/205
D800,089	S	*	10/2017	Park	D14/205
D801,405	S	*	10/2017	Shih	D16/203
D827,143	S	*	8/2018	Dayal	D24/187
D830,341	S	*	10/2018	Yokozeki	D14/210
D844,159	S	*	3/2019	McKeown	D24/200
10,257,434	B2	*	4/2019	Arnold	A41D 13/0051
2003/0133008	A1	*	7/2003	Stephenson	H04N 5/232 348/47

Related U.S. Application Data

(62) Division of application No. 35/503,846, filed on Sep. 28, 2017 (U.S. filing date under 35 U.S.C. 384), and having an international filing date of Sep. 28, 2017, now Pat. No. Des. 882,662.

(30) **Foreign Application Priority Data**

Mar. 31, 2017 (KR) 30-2017-0014870
Mar. 31, 2017 (KR) 30-2017-0014871

(51) **LOC (13) Cl.** **16-01**

(52) **U.S. Cl.**
USPC **D16/200**
CPC **H04N 5/2251** (2013.01)

(58) **Field of Classification Search**

USPC D16/200–208, 210, 218, 219, 242;
348/143, 148, 151, 373–376; 396/419,
396/427, 535, 539–541
CPC H04N 5/23238; H04N 5/2251; H04N
5/2252; H04N 5/2253; H04N 5/2254;
H04N 7/181; H04N 7/183; H04N 7/18;
G03B 17/02; G03B 19/04; G03B 17/56;
G03B 17/04; G03B 15/03; G08B

(Continued)

Primary Examiner — Richard E Chilcot

(74) *Attorney, Agent, or Firm* — Maier & Maier, PLLC

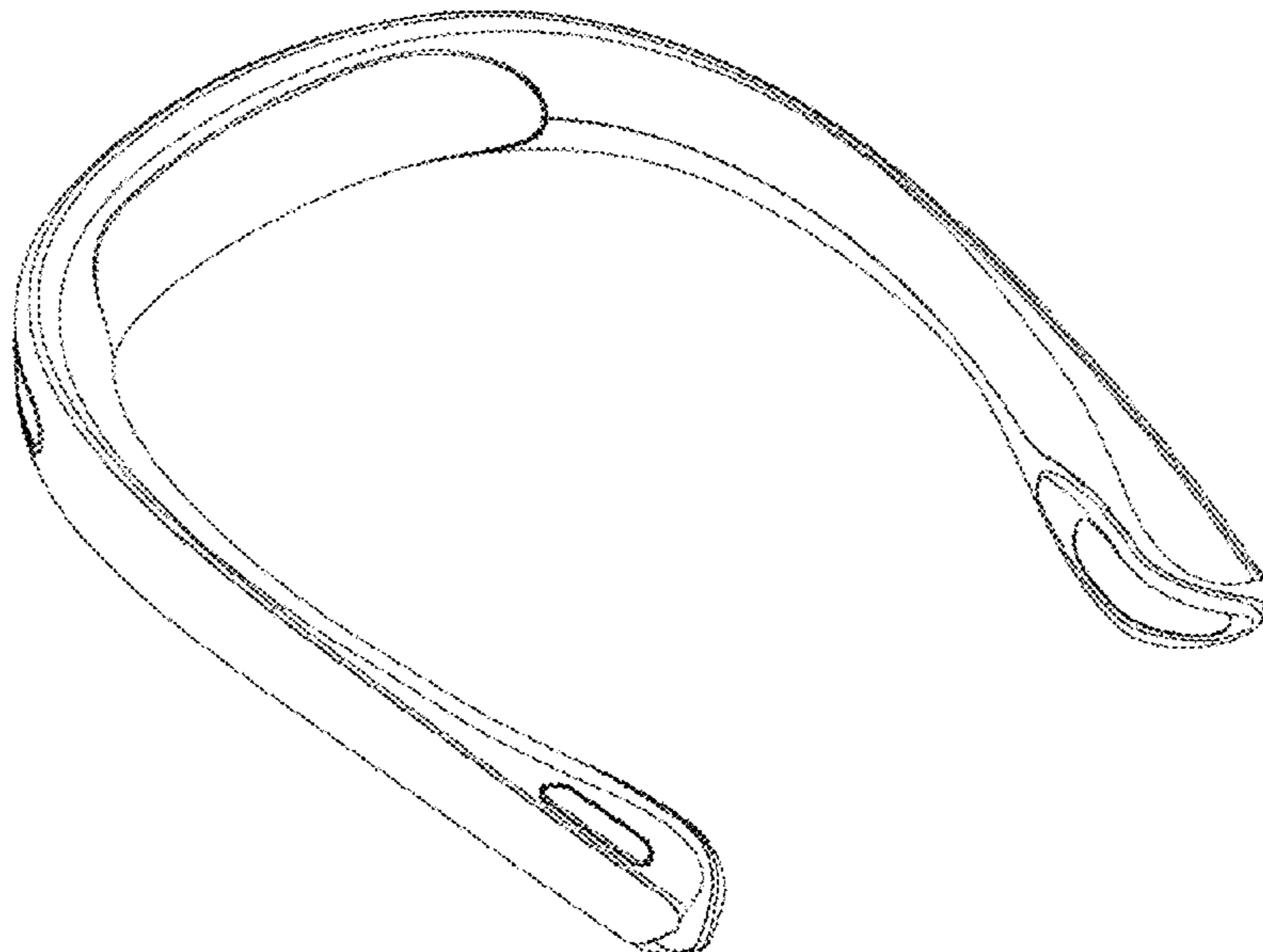
(57) **CLAIM**

The ornamental design for cameras, as shown and described.

DESCRIPTION

FIG. 1 is a perspective view of cameras;
FIG. 2 is a front view thereof;
FIG. 3 is a rear view thereof;
FIG. 4 is a left side view thereof;
FIG. 5 is a right view thereof;
FIG. 6 is a top view thereof; and,
FIG. 7 is a bottom plan view thereof.

1 Claim, 7 Drawing Sheets



(56)

References Cited

U.S. PATENT DOCUMENTS

2018/0332220 A1* 11/2018 Kim G06T 3/4038

* cited by examiner

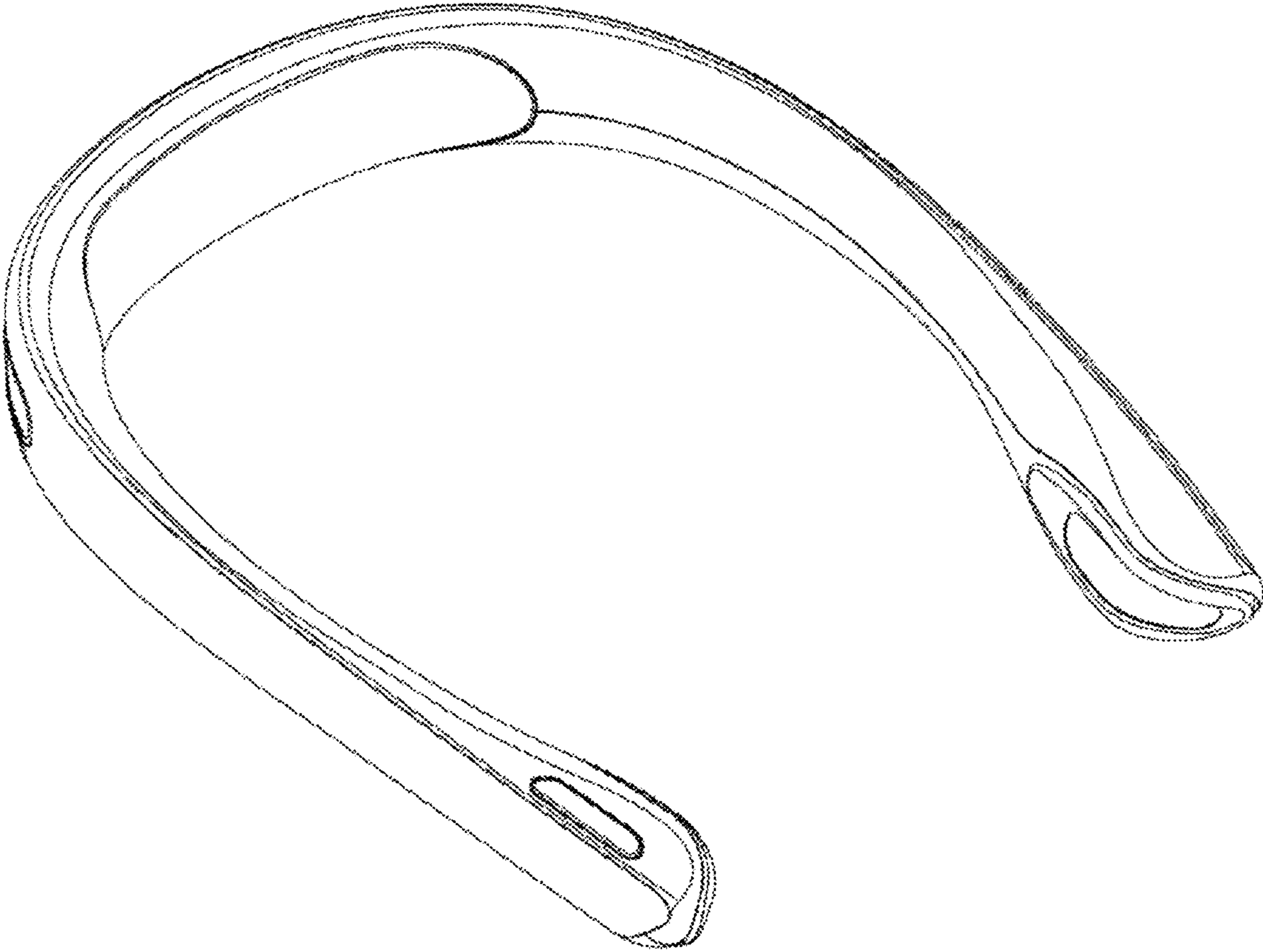


FIG. 1




FIG. 2

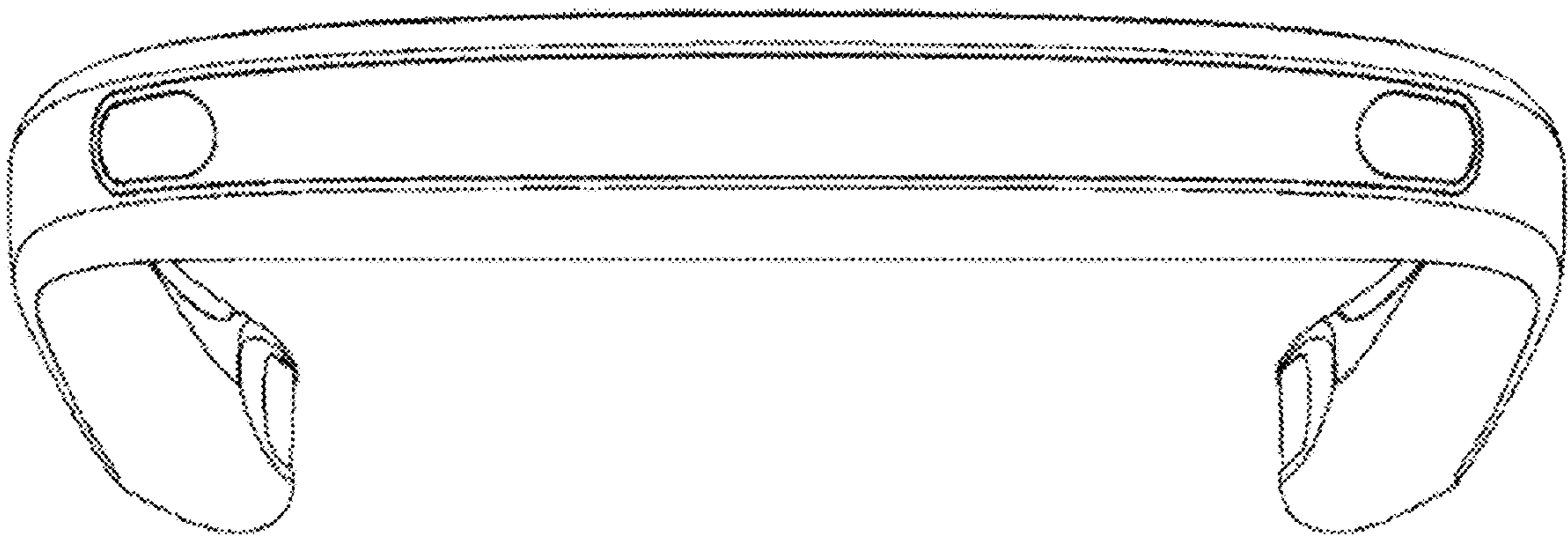


FIG. 3

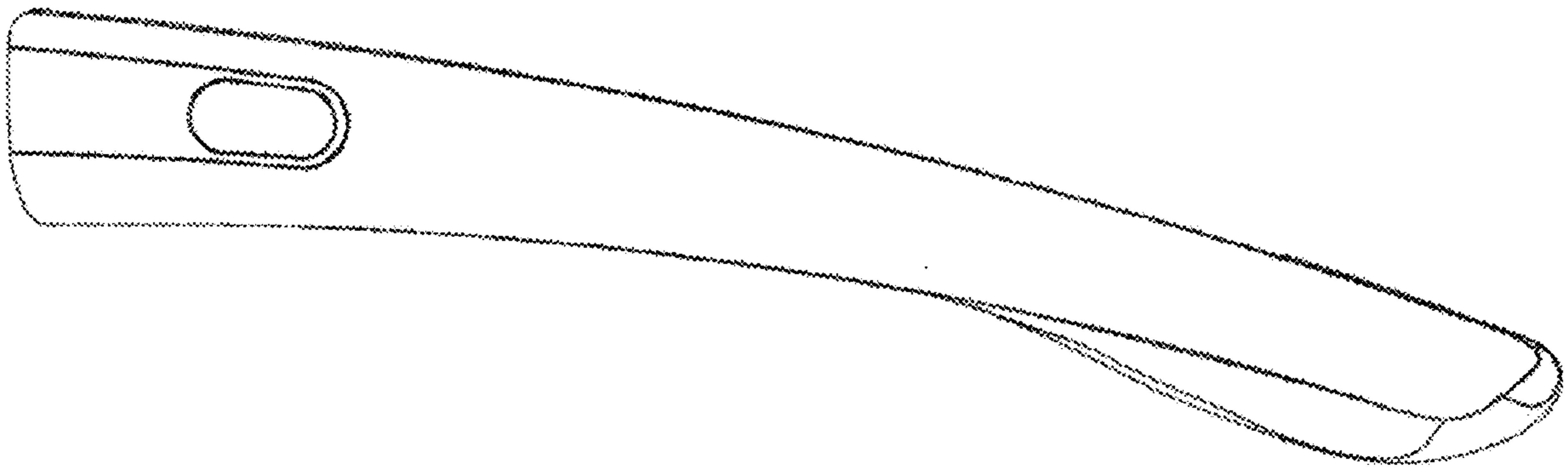


FIG. 4

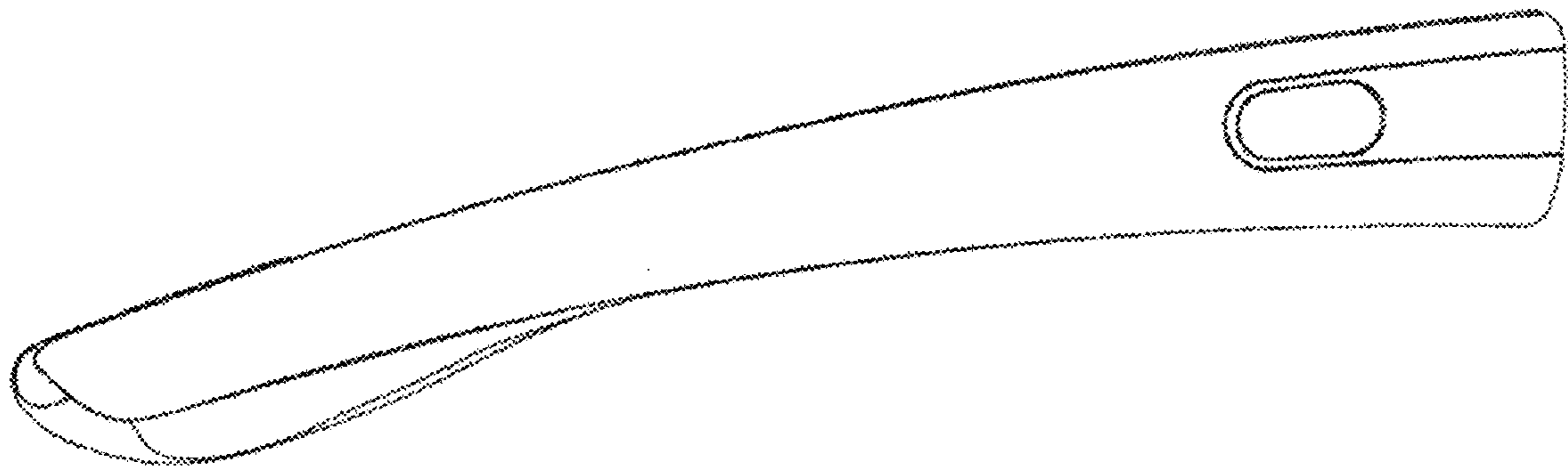


FIG. 5

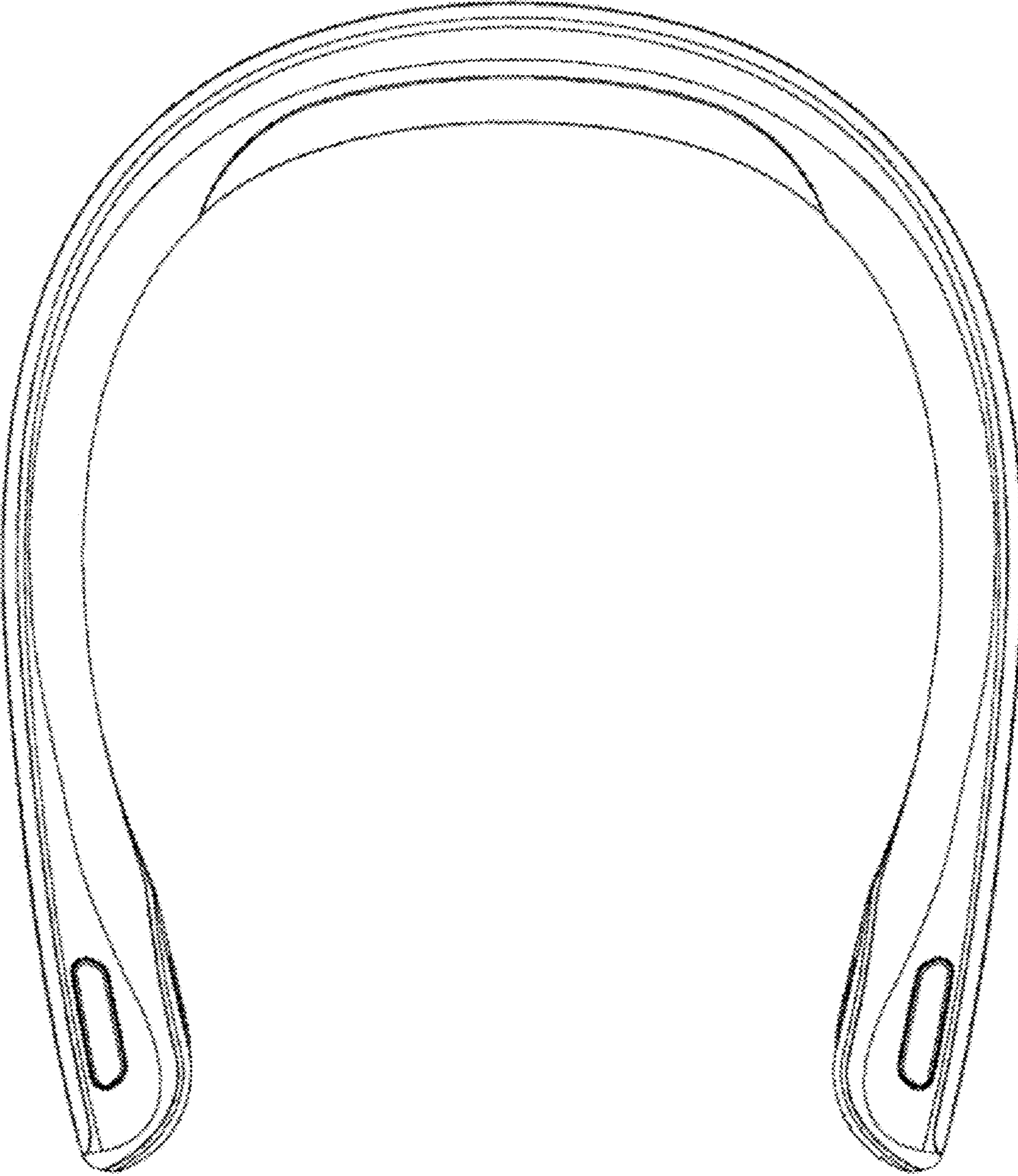


FIG. 6

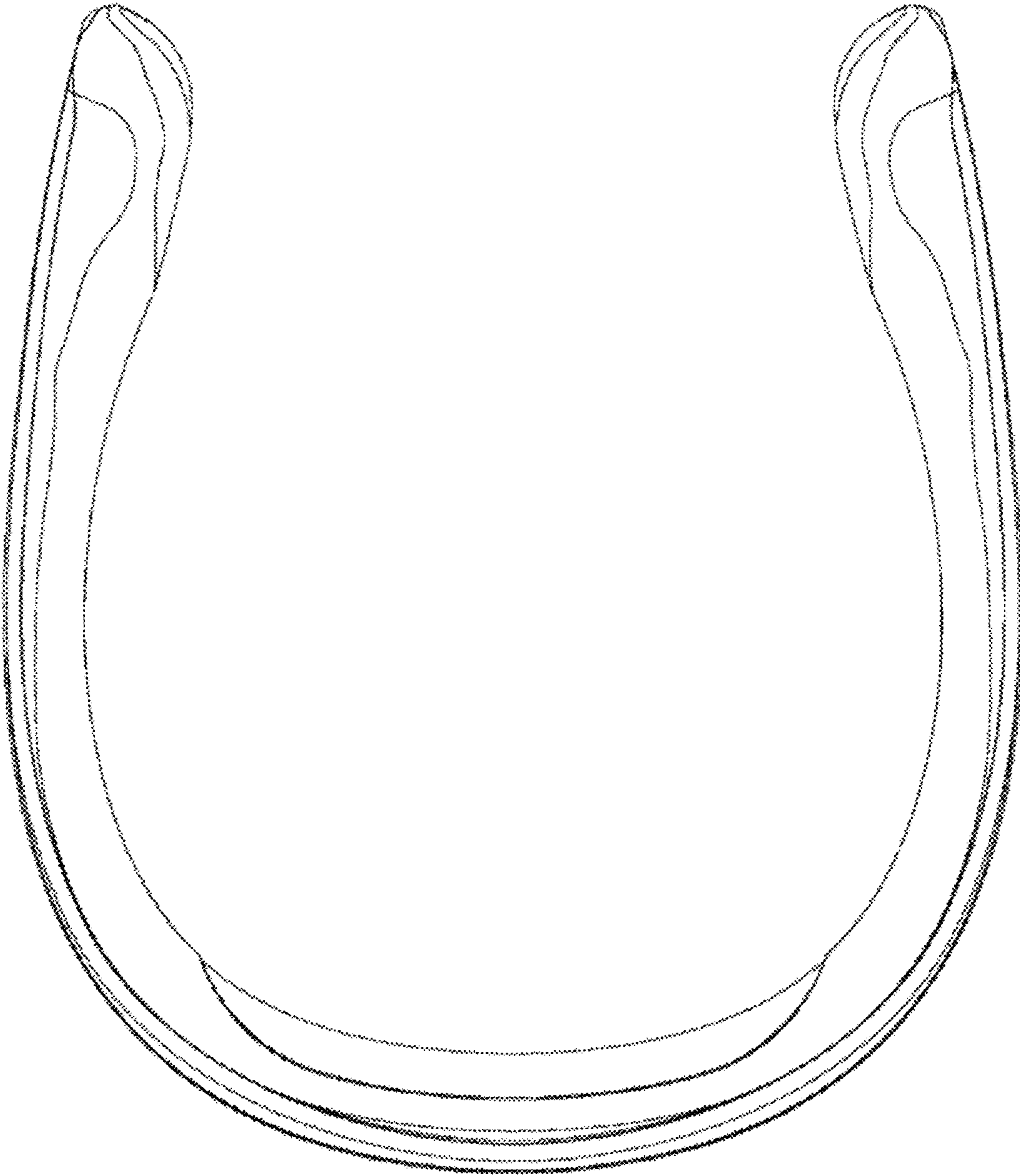


FIG. 7