



US00D910093S

(12) **United States Design Patent** (10) **Patent No.:** **US D910,093 S**
Abe et al. (45) **Date of Patent:** **** Feb. 9, 2021**

(54) **DRILLING TOOL**

FOREIGN PATENT DOCUMENTS

(71) Applicant: **SUMITOMO ELECTRIC HARDMETAL CORP.**, Itami (JP)

JP H01-175116 12/1989
JP 2002-036017 A 2/2002

(Continued)

(72) Inventors: **Machiko Abe**, Itami (JP); **Hiroyuki Shimada**, Itami (JP); **Kazuya Yano**, Itami (JP)

OTHER PUBLICATIONS

Office Action dated Sep. 13, 2018 in Design U.S. Appl. No. 29/550,577 [Related Application, provided in IFW].

(Continued)

(73) Assignee: **Sumitomo Electric Hardmetal Corp.**, Itami (JP)

(**) Term: **15 Years**

Primary Examiner — Patricia A Palasik

(21) Appl. No.: **29/648,971**

(74) *Attorney, Agent, or Firm* — Baker Botts L.L.P.; Michael A. Sartori

(22) Filed: **May 25, 2018**

(57) **CLAIM**

The ornamental design for a drilling tool, as shown and described.

Related U.S. Application Data

(62) Division of application No. 29/550,577, filed on Jan. 5, 2016.

DESCRIPTION

(30) **Foreign Application Priority Data**

Jul. 6, 2015 (JP) 2015-015001
Jul. 6, 2015 (JP) 2015-015002

(Continued)

(51) **LOC (13) Cl.** **15-09**

(52) **U.S. Cl.**
USPC **D15/139**

(58) **Field of Classification Search**
USPC D8/86; D15/131, 132, 138, 139, 140
(Continued)

(56) **References Cited**

U.S. PATENT DOCUMENTS

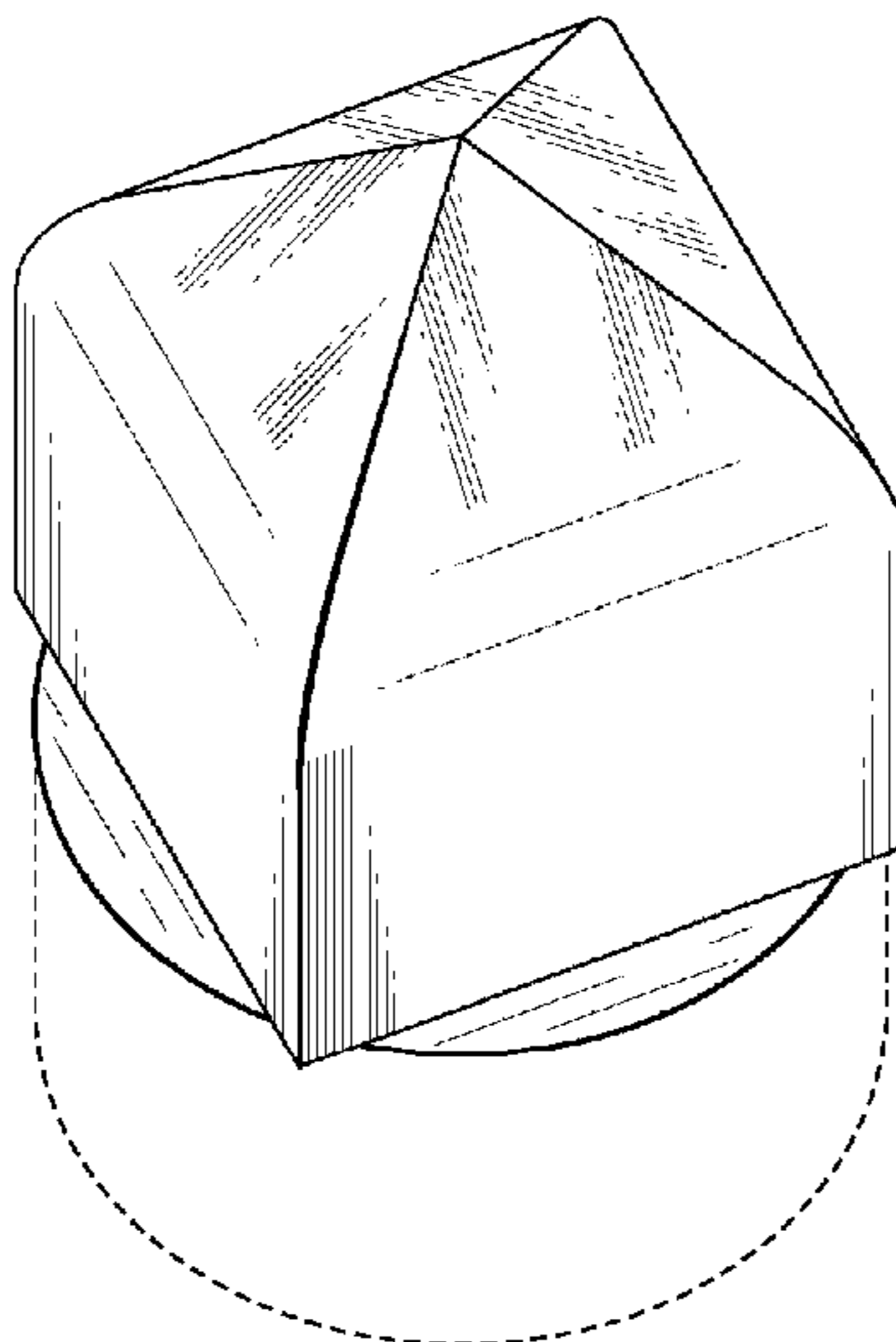
3,440,313 A * 4/1969 Schmocker B29C 45/14426
264/162
3,758,222 A * 9/1973 Oakes B23B 51/009
408/224

(Continued)

FIG. 1 is a front view of a drilling tool of an embodiment showing our new design, FIG. 2 is a rear view thereof; FIG. 3 is a top view thereof; FIG. 4 is a bottom view thereof; FIG. 5 is a right side view thereof; FIG. 6 is a left side view thereof; FIG. 7 is a perspective view thereof; FIG. 8 is an enlarged front view of 8-12 through 8-12 portion of FIG. 1, FIG. 9 is an enlarged top view of 8-12 through 8-12 portion of FIG. 1, FIG. 10 is an enlarged right side view of 8-12 through 8-12 portion of FIG. 1, FIG. 11 is an enlarged first perspective view of 8-12 through 8-12 portion of FIG. 1; and, FIG. 12 is an enlarged second perspective view of 8-12 through 8-12 portion of FIG. 1.

The broken lines shown in the drawings represent portions of the drilling tool that form no part of the claimed design.

1 Claim, 9 Drawing Sheets



(30) **Foreign Application Priority Data**

Jul. 6, 2015 (JP) 2015-015004
 Jul. 6, 2015 (JP) 2015-015005

(58) **Field of Classification Search**

CPC ... B23K 31/025; B23K 35/0222; E21B 10/56;
 E21C 35/183; E21C 2035/1806
 See application file for complete search history.

(56) **References Cited**

U.S. PATENT DOCUMENTS

3,813,101 A * 5/1974 Benz G11B 3/46
 369/173
 4,127,355 A * 11/1978 Oakes B23B 51/009
 408/220
 4,525,910 A * 7/1985 Boehmer B29C 37/0082
 251/357
 4,821,819 A 4/1989 Whysong
 5,133,154 A * 7/1992 Kalleberg B24B 15/00
 451/252
 5,161,859 A 11/1992 Larsson et al.
 5,172,779 A 12/1992 Siracki et al.
 5,417,475 A 5/1995 Graham et al.
 5,421,556 A * 6/1995 Dodge E04H 17/20
 256/1
 D371,374 S 7/1996 Fischer et al.
 5,634,821 A * 6/1997 Crane, Jr. H01R 13/26
 439/660
 5,837,071 A 11/1998 Andersson et al.
 6,196,636 B1 3/2001 Mills et al.
 6,758,530 B2 7/2004 Sollami
 6,935,623 B2 * 8/2005 Cook E04H 17/143
 256/65.08
 D594,889 S * 6/2009 Park D15/126
 D627,804 S 11/2010 Fader et al.
 8,007,049 B2 8/2011 Fader et al.
 8,701,799 B2 4/2014 Hall et al.
 8,950,517 B2 2/2015 Hall et al.
 9,200,483 B2 12/2015 Gavia et al.
 9,316,058 B2 4/2016 Bilen et al.
 9,610,555 B2 4/2017 Mukhopadhyay et al.
 9,683,410 B2 6/2017 Zhang et al.
 9,739,097 B2 8/2017 Zhang et al.
 D847,231 S * 4/2019 Abe D15/139
 D856,387 S * 8/2019 Abe D15/139
 D856,844 S * 8/2019 Lee D11/164
 D857,069 S * 8/2019 Abe D15/139
 D882,653 S * 4/2020 Abe D15/139
 D888,786 S * 6/2020 Abe D15/139
 2002/0125468 A1 * 9/2002 Fischer E04H 17/20
 256/19
 2007/0264094 A1 * 11/2007 Seeley B23B 51/009
 408/224

2007/0290545 A1 * 12/2007 Hall E21C 35/183
 299/105
 2010/0200236 A1 * 8/2010 Warren E21B 7/20
 166/301
 2010/0218999 A1 * 9/2010 Jones E21B 10/55
 175/413
 2011/0038679 A1 * 2/2011 Kozak B23B 35/00
 408/1 BD
 2011/0192264 A1 * 8/2011 Livacich B23D 45/003
 83/471
 2011/0266055 A1 * 11/2011 DiGiovanni E21B 10/08
 175/50
 2012/0267173 A1 * 10/2012 Jones E21B 10/43
 175/428
 2013/0008717 A1 * 1/2013 Deen E21B 47/00
 175/39
 2013/0068525 A1 * 3/2013 DiGiovanni E21B 47/01
 175/40
 2014/0039489 A1 * 2/2014 Davalos A61N 1/327
 606/34
 2014/0257355 A1 * 9/2014 Palese A61B 17/0401
 606/185
 2014/0298729 A1 * 10/2014 Ramanath B24D 3/10
 51/309
 2015/0300162 A1 * 10/2015 Drenth E21B 25/16
 175/44
 2016/0017663 A1 * 1/2016 Moeny E21B 7/15
 175/327
 2018/0070928 A1 * 3/2018 Jones A61B 5/073

FOREIGN PATENT DOCUMENTS

JP 2005-022102 A 1/2005
 JP 2012-011475 A 1/2012
 JP D1522840 4/2015
 TW D156297 10/2013

OTHER PUBLICATIONS

Notice in Japanese Design Application No. 2015-015001, dated Nov. 16, 2015 [Cited in Parent].
 Notice in Japanese Design Application No. 2015-015002, dated Nov. 16, 2015 [Cited in Parent].
 Notice in Japanese Design Application No. 2015-015004, dated Nov. 16, 2015 [Cited in Parent].
 Notice in Japanese Design Application No. 2015-015005, dated Nov. 16, 2015 [Cited in Parent].
 Notice of Allowance in Taiwanese Design Application No. 105300044, dated May 30, 2016 [Cited in Parent].
 Office Action issued in U.S. Appl. No. 29/648,968 dated Sep. 26, 2019.

* cited by examiner

FIG. 1




FIG. 2




FIG. 3

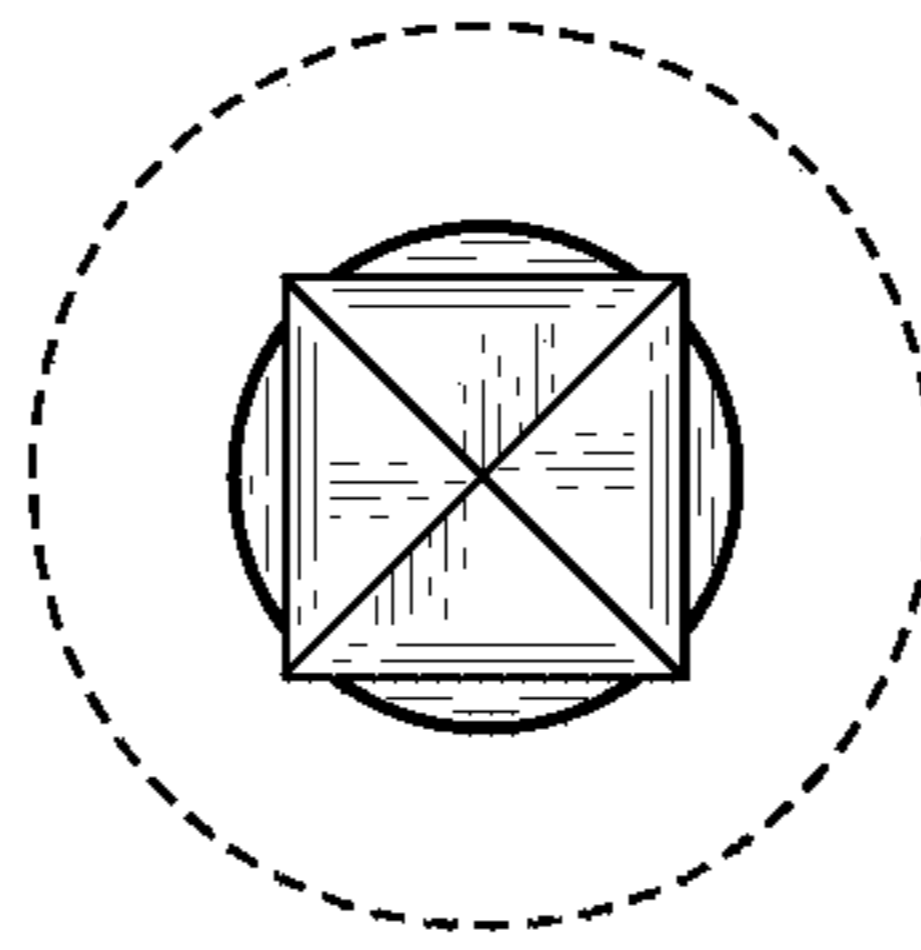


FIG. 4

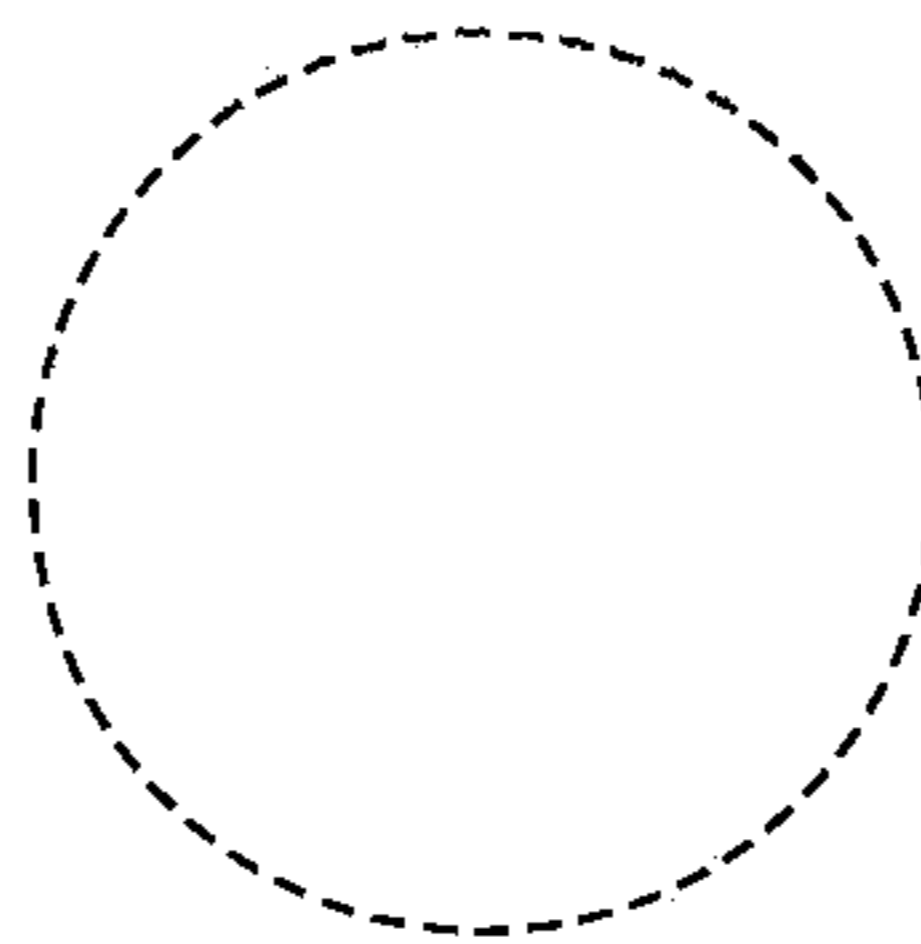


FIG. 5



FIG. 6




FIG. 7

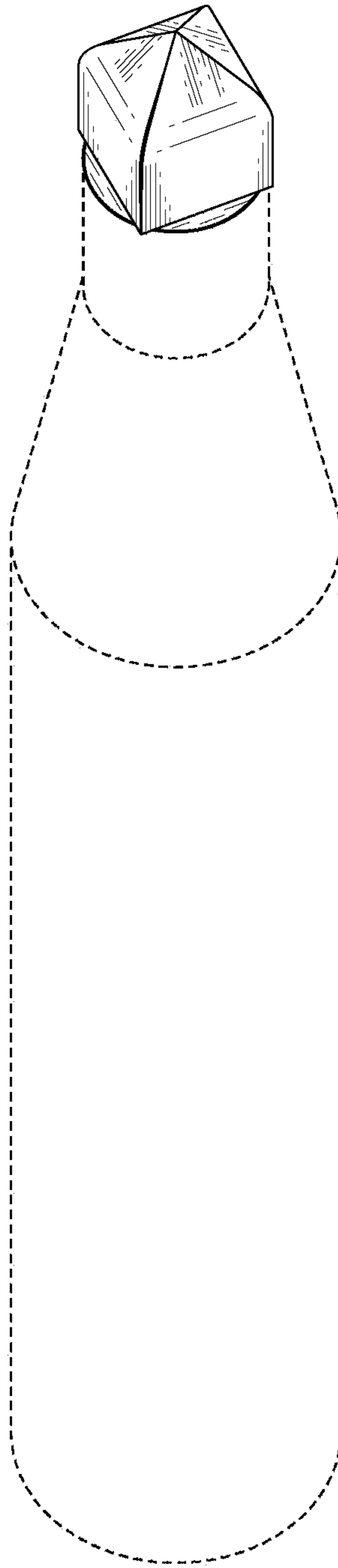


FIG. 8

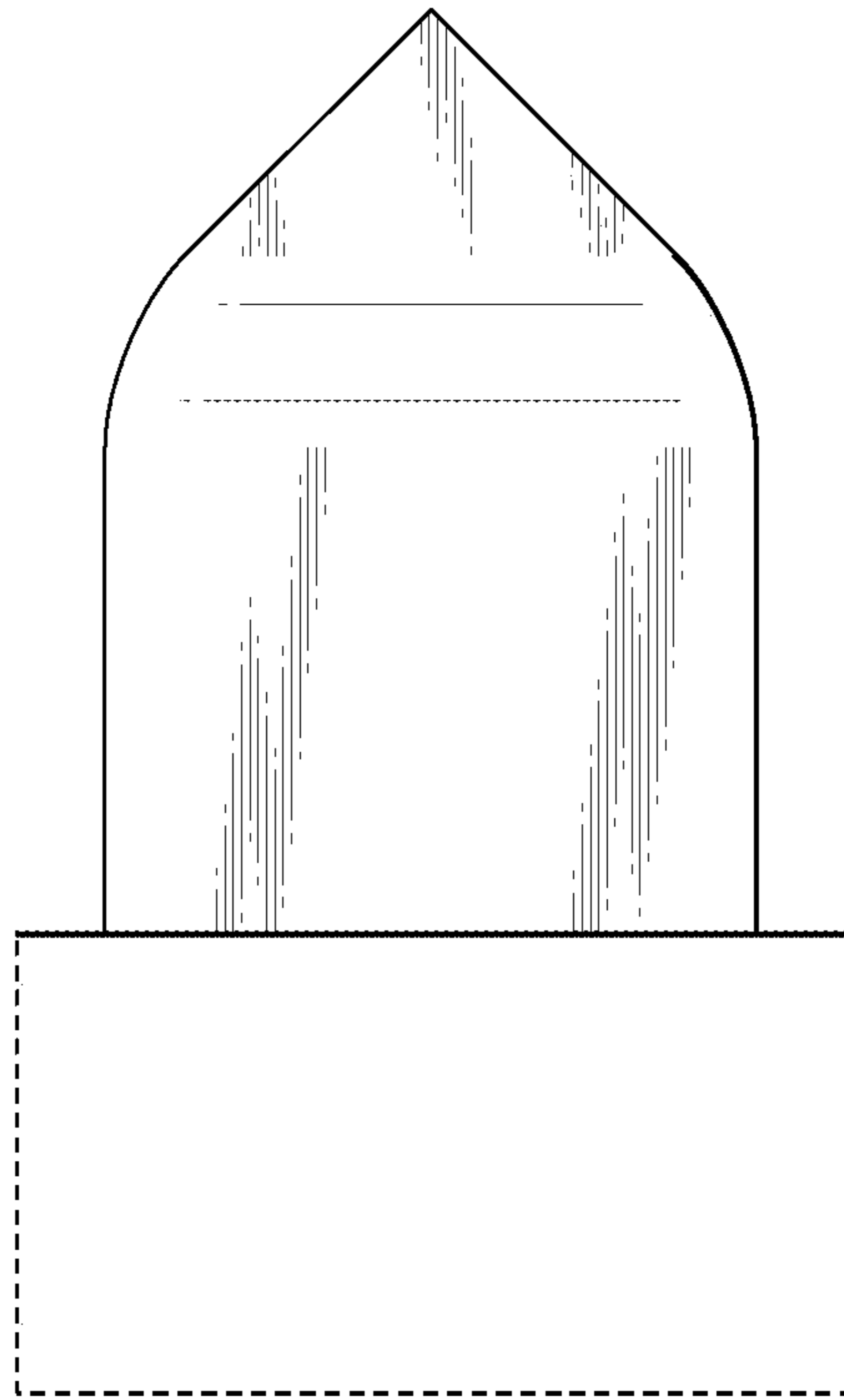


FIG. 9

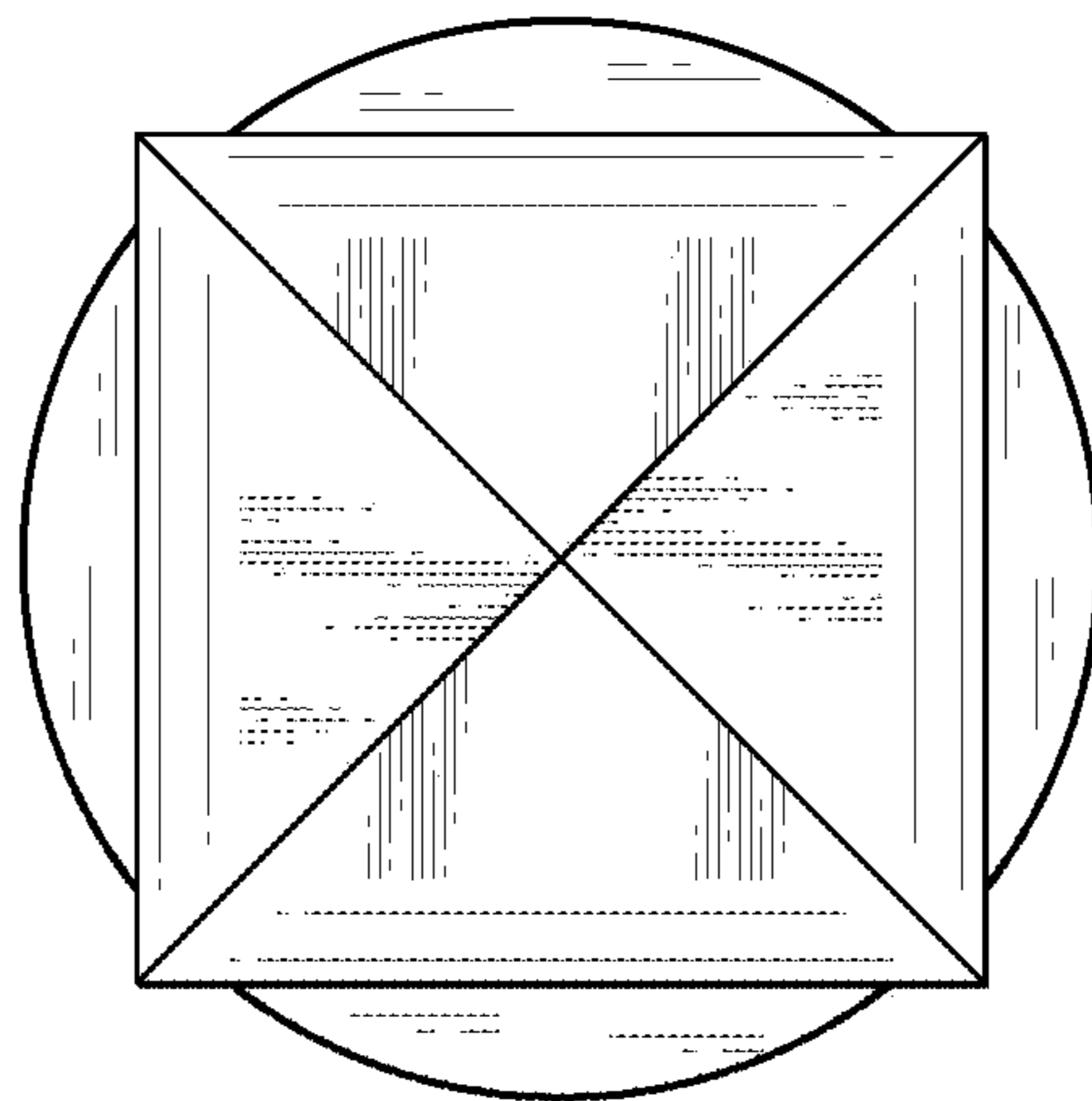


FIG. 10

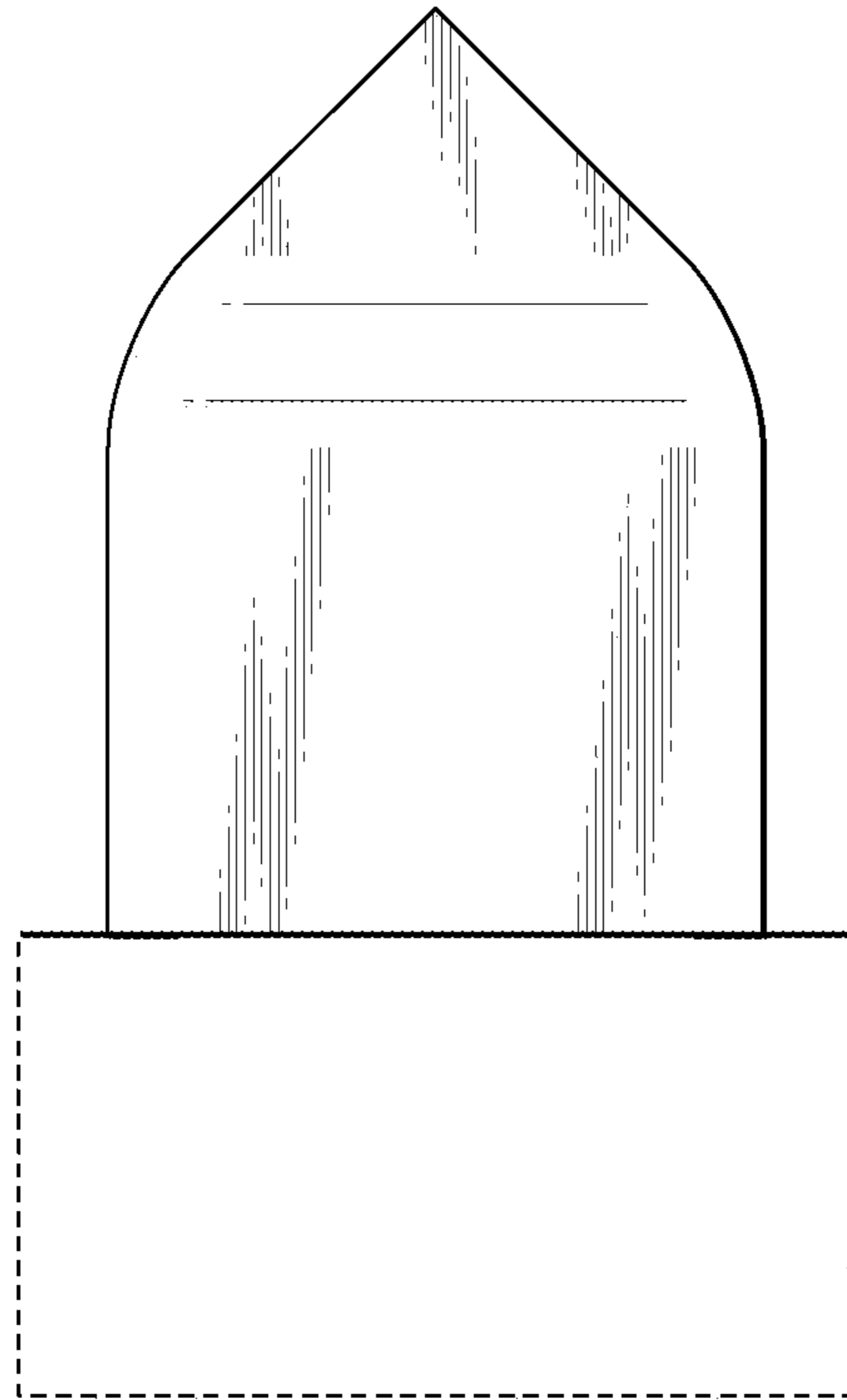


FIG. 11

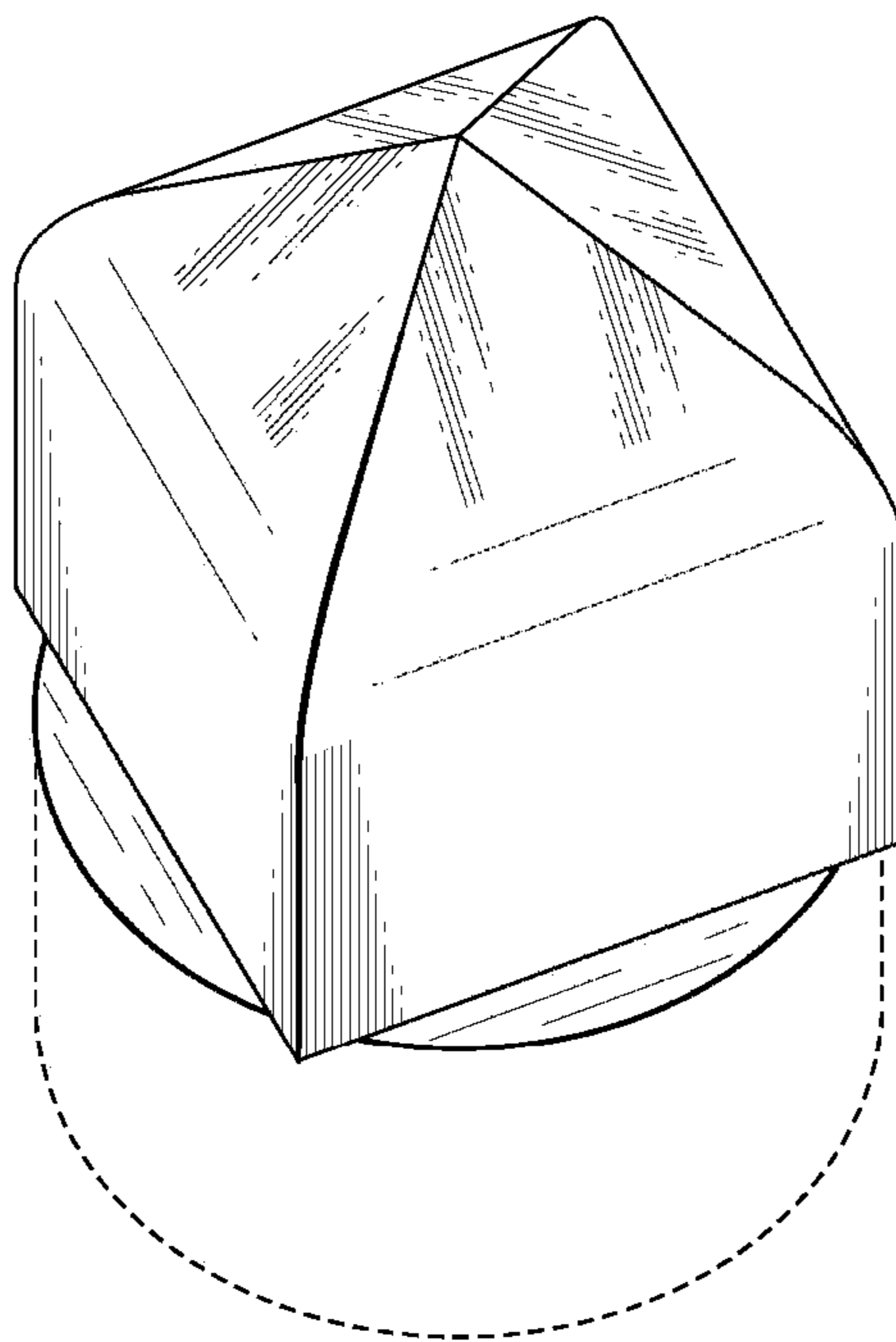


FIG. 12

