



US00D910070S

(12) **United States Design Patent** (10) **Patent No.:** **US D910,070 S**
Perrin et al. (45) **Date of Patent:** **** Feb. 9, 2021**

(54) **DISPLAY SCREEN OR PORTION THEREOF WITH GRAPHICAL USER INTERFACE**

(71) Applicant: **SOPHIA GENETICS SA, St-Sulpice (CH)**

(72) Inventors: **Gilbert Perrin, Saint-Sulpice (CH); Loane Bovet, Saint-Sulpice (CH)**

(**) Term: **15 Years**

(21) Appl. No.: **35/505,929**

(22) Filed: **Jun. 29, 2018**

(80) **Hague Agreement Data**

Int. Filing Date: **Jun. 29, 2018**

Int. Reg. No.: **DM/103199**

Int. Reg. Date: **Jun. 29, 2018**

Int. Reg. Pub. Date: **Oct. 26, 2018**

(51) **LOC (13) Cl.** **14-04**

(52) **U.S. Cl.**
USPC **D14/489**

(58) **Field of Classification Search**
USPC D14/485-495
CPC G06F 3/048; G06F 3/0481; G06F 3/04812;
G06F 3/04815; G06F 3/04817; G06F 3/0482;
G06F 3/0483; G06F 3/0484;
G06F 3/04842; G06F 3/04845
See application file for complete search history.

(56) **References Cited**

U.S. PATENT DOCUMENTS

D737,312 S * 8/2015 Smith D14/487
D743,437 S * 11/2015 Gardner D14/489

D748,660 S * 2/2016 Kenna D14/486
D757,048 S * 5/2016 Ralphs D14/485
D759,049 S * 6/2016 Kang D14/485
D768,150 S * 10/2016 Shin D14/485
D781,869 S * 3/2017 Goldenberg D14/485
D797,122 S * 9/2017 Caro D14/485
D819,069 S * 5/2018 Myllymaki D14/486
D829,747 S * 10/2018 Chaudhri D14/486
D835,125 S * 12/2018 Tople D14/485
D835,657 S * 12/2018 Anzures D14/486
D838,285 S * 1/2019 Zhu D14/486
D843,389 S * 3/2019 Protzman D14/485
D849,773 S * 5/2019 Jiang D14/486
D850,474 S * 6/2019 Karunamuni D14/485
D854,556 S * 7/2019 Protzman D14/485
2018/0216946 A1 * 8/2018 Gueye G01C 21/3492

* cited by examiner

Primary Examiner — Bao-Yen T Nguyen

(57) **CLAIM**

The ornamental design for a display screen or portion thereof with graphical user interface, as shown and described.

DESCRIPTION


1.1 is a front view of a Display Screen or Portion Thereof with Graphical User Interface;

1.2 is an enlarged view of a portion of the Graphical User Interface, shown separately for ease of visibility, and

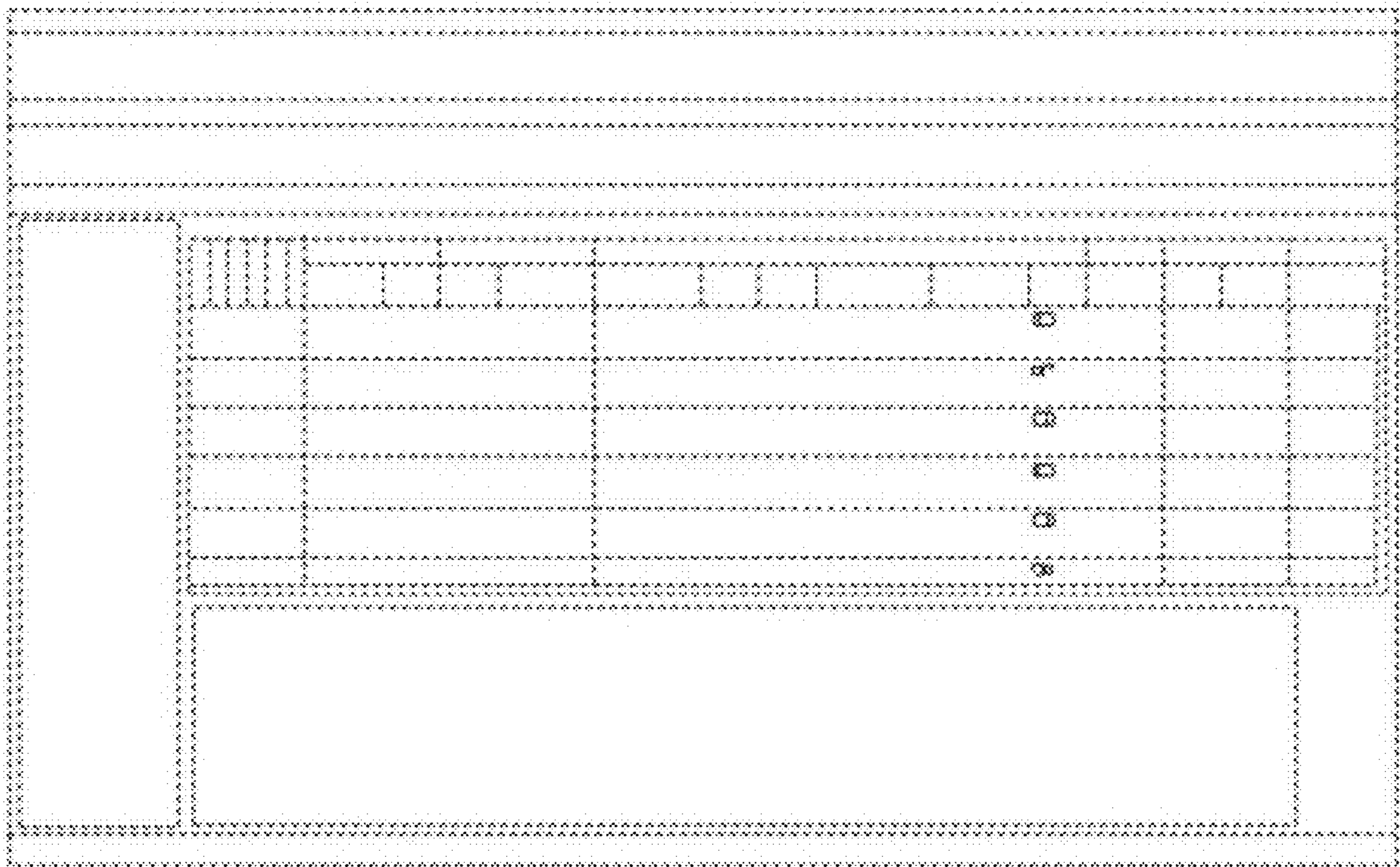
1.3 is an enlarged view of another portion of the Graphical User Interface, shown separately for ease of visibility.

The broken lines depict the display screen or portion thereof and form no part of the claimed design. The broken lines depict portions of the graphical user interface and form no part of the claimed design.

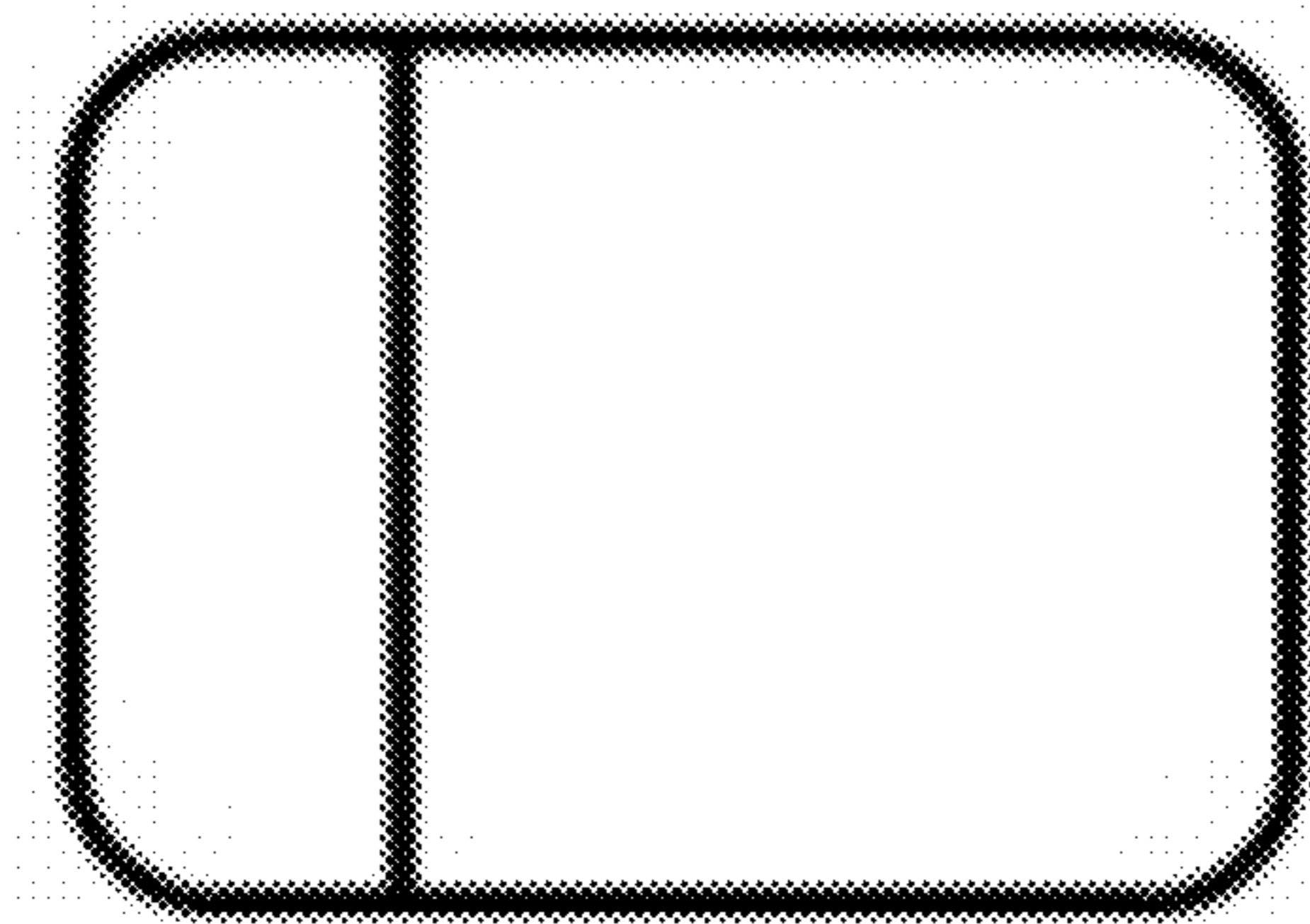
1 Claim, 3 Drawing Sheets



1.1



1.2



1.3

