



US00D910025S

(12) **United States Design Patent** (10) **Patent No.:** **US D910,025 S**
Giazzon (45) **Date of Patent:** **** Feb. 9, 2021**

(54) **PROTECTIVE COVER FOR A LAPTOP COMPUTER**

(71) Applicant: **MAX Interactive, Inc.**, Costa Mesa, CA (US)

(72) Inventor: **Albert George Giazzon**, San Clemente, CA (US)

(73) Assignee: **MAX Interactive, Inc.**, Costa Mesa, CA (US)

(**) Term: **15 Years**

(21) Appl. No.: **29/708,634**

(22) Filed: **Oct. 8, 2019**

(51) **LOC (13) Cl.** **14-02**

(52) **U.S. Cl.**
USPC **D14/440**

(58) **Field of Classification Search**
USPC D14/440, 447, 250; 206/45.23, 320, 206/45.2; 361/679.55; 294/25; 224/218
CPC ... G06F 1/1628; G06F 1/1626; A47B 23/044; H04B 1/3888
See application file for complete search history.

(56) **References Cited**

U.S. PATENT DOCUMENTS

D635,555 S * 4/2011 Giles D14/217
D708,621 S * 7/2014 Gifford D14/447
D714,295 S * 9/2014 Fujioka D14/440
D736,777 S * 8/2015 Rayner D14/440
D754,651 S * 4/2016 Roberts D14/250
D756,344 S * 5/2016 Roberts D14/250
D761,263 S * 7/2016 Brinkman D14/440
D766,906 S * 9/2016 Kim D14/440
D774,036 S * 12/2016 Kuntz D14/440
D784,349 S * 4/2017 Schwibner D14/440
D795,880 S * 8/2017 Akana D14/440

D795,881 S * 8/2017 Akana D14/440
D810,750 S * 2/2018 Chang D14/434
D811,410 S * 2/2018 Burmester D14/440
D826,237 S * 8/2018 Cadalora B60R 11/0241
D834,026 S * 11/2018 Moore D14/440
D850,454 S * 6/2019 Kim D14/440
D854,546 S * 7/2019 Mecchella D14/440
D863,316 S * 10/2019 Chan D14/440
D875,098 S * 2/2020 Duffy D14/440
D888,719 S * 6/2020 Moore D14/440
D890,764 S * 7/2020 Yang D14/440
D892,802 S * 8/2020 Jones D14/440
D897,350 S * 9/2020 Wang D14/440
2011/0297578 A1 * 12/2011 Stiehl A45F 5/00
206/701
2012/0043247 A1 * 2/2012 Westrup G06F 1/1633
206/472
2012/0182678 A1 * 7/2012 Wu A45F 5/10
361/679.01
2012/0257340 A1 * 10/2012 Kim H04B 1/3888
361/679.01

(Continued)

Primary Examiner — Cynthia R Underwood
(74) *Attorney, Agent, or Firm* — Eric Karich; Karich & Associates

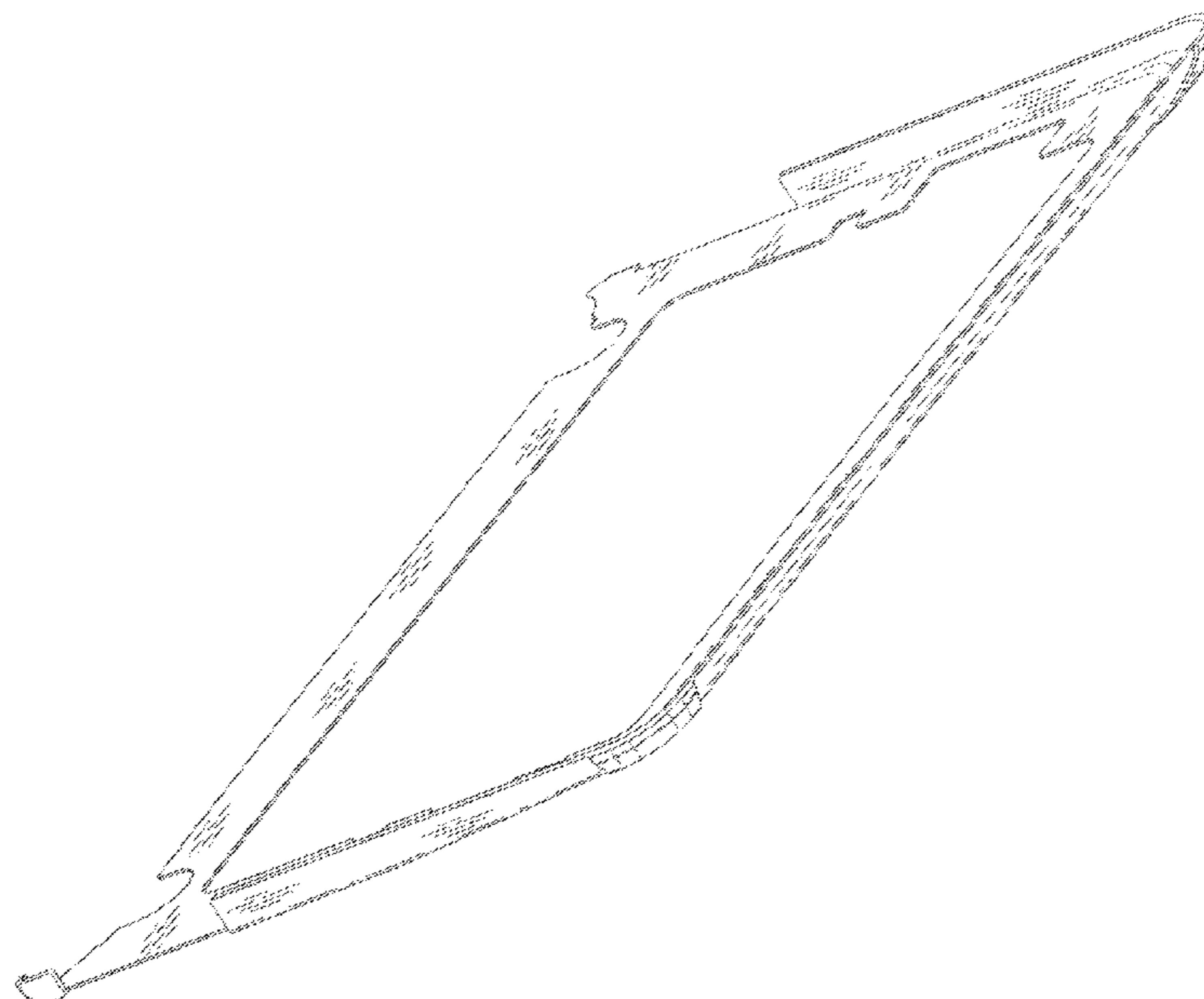
(57) **CLAIM**

The ornamental design for a protective cover for a laptop computer, as shown and described.

DESCRIPTION

FIG. 1 is a perspective view of a protective cover for a laptop computer, showing my new design;
FIG. 2 is a front elevational view thereof;
FIG. 3 is a rear elevational view thereof;
FIG. 4 is a left side elevational view thereof
FIG. 5 is a right side elevational view thereof;
FIG. 6 is a top plan view thereof; and,
FIG. 7 is a bottom plan view thereof.

1 Claim, 4 Drawing Sheets



(56)

References Cited

U.S. PATENT DOCUMENTS

2013/0341222 A1* 12/2013 Lin B65D 75/322
206/320

* cited by examiner

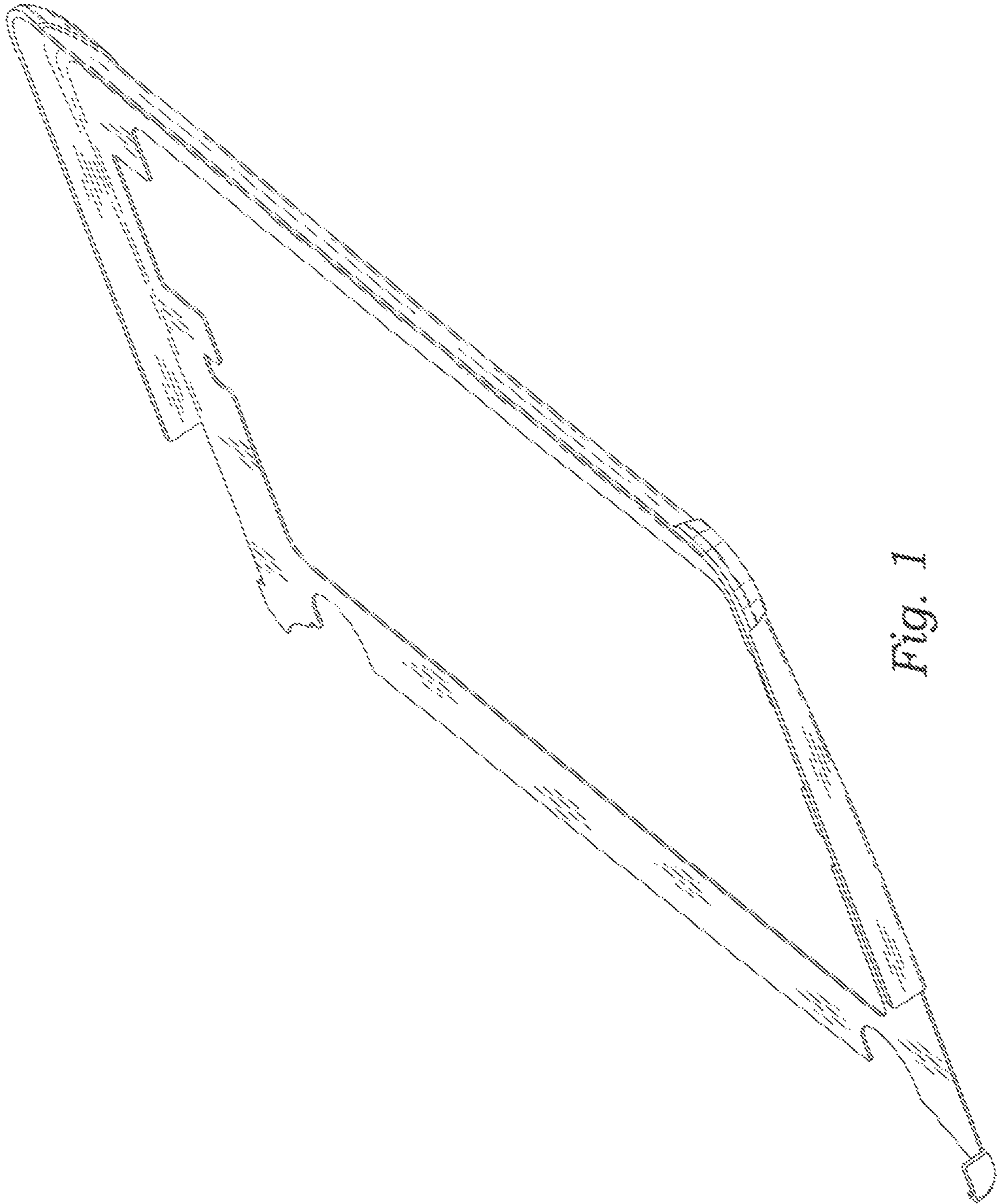


Fig. 1




Fig. 2




Fig. 3




Fig. 4




Fig. 5




Fig. 6

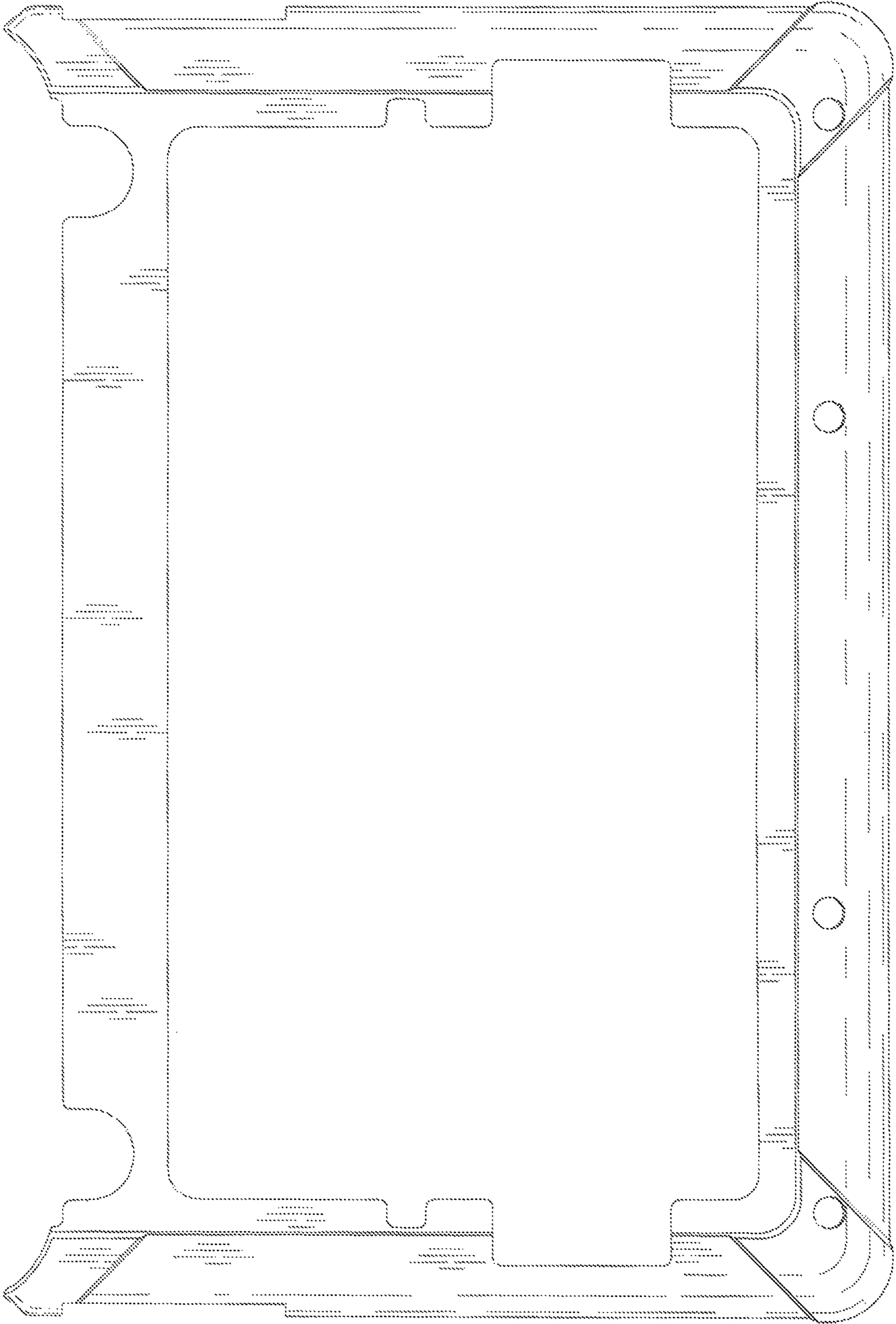


Fig. 7