



US00D910005S

(12) **United States Design Patent** (10) **Patent No.:** **US D910,005 S**
Govil et al. (45) **Date of Patent:** **** Feb. 9, 2021**

(54) **SMART DESK**
(71) Applicant: **CEMTREX, INC.**, Brooklyn, NY (US)
(72) Inventors: **Saagar Govil**, Brooklyn, NY (US); **Joe Novelli**, Oakland, NJ (US); **Jeff Andersen**, Merrick, NY (US)
(73) Assignee: **Cemtrex, Inc.**, Brooklyn, NY (US)
(**) Term: **15 Years**
(21) Appl. No.: **29/726,814**
(22) Filed: **Mar. 5, 2020**

D650,777 S * 12/2011 Suzuki D14/306
D650,778 S * 12/2011 Suzuki D14/306
8,473,870 B2 6/2013 Hinckley et al.
D697,862 S * 1/2014 Nemeth D12/345
D719,927 S * 12/2014 Aarrestad D14/127
D720,710 S * 1/2015 Aarrestad D14/127
9,122,249 B2 9/2015 Lyons et al.
(Continued)

FOREIGN PATENT DOCUMENTS

CN 206423789 U 8/2017

OTHER PUBLICATIONS

International Search Report of the International Searching Authority dated May 17, 2018, issued in connection with International Application No. PCT/US2018/23304 (3 pages).
(Continued)

Primary Examiner — Michael C Stout
Assistant Examiner — Catherine Ho
(74) *Attorney, Agent, or Firm* — Woods Oviatt Gilman LLP; Dennis B. Danella, Esq.

Related U.S. Application Data

(62) Division of application No. 29/656,259, filed on Jul. 11, 2018, now Pat. No. Des. 883,277.
(51) **LOC (13) Cl.** **14-02**
(52) **U.S. Cl.**
USPC **D14/307**; D6/656.16
(58) **Field of Classification Search**
USPC D6/641, 642, 648, 648.1, 650, 650.1, D6/655, 655.1, 655.14, 656, 656.1, D6/656.11, 656.12, 656.13, 656.14, D6/656.15, 656.16, 656.17, 656.18, D6/656.19, 675, 686, 688.14, 688.15, D6/691, 691.5, 691.6, 691.7, 697; D14/305, 306, 307
CPC A47B 9/00; A47B 9/02; A47B 9/04; A47B 9/12; A47B 2200/0035; A47B 2200/005; A47B 2200/0056
See application file for complete search history.

(57) **CLAIM**

What is claimed is an ornamental design for a smart desk, as shown and described.

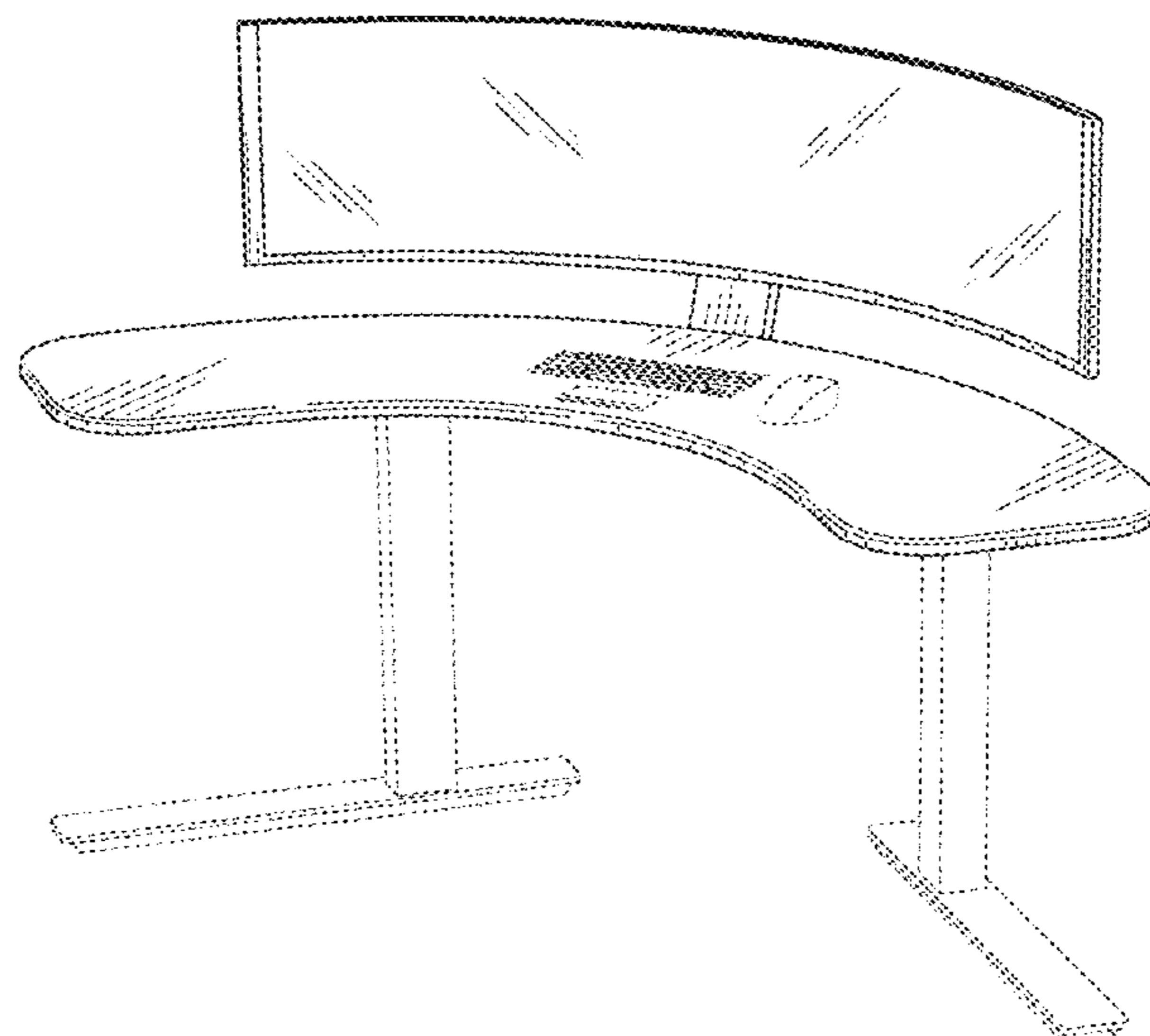
DESCRIPTION

FIG. 1 is a perspective view of an ornamental design for a smart desk;
FIG. 2 is a front view thereof;
FIG. 3 is a rear view thereof;
FIG. 4 is a right side view thereof;
FIG. 5 is a left side view thereof;
FIG. 6 is a top view thereof; and,
FIG. 7 is a bottom view thereof.
The broken line portion of the figure drawings is included to show portions of the article that form no part of the claimed design.

1 Claim, 6 Drawing Sheets

(56) **References Cited**
U.S. PATENT DOCUMENTS

D369,788 S * 5/1996 Yanos D14/306
D455,423 S * 4/2002 Cellini D14/305
D476,325 S * 6/2003 Monson D14/306
D585,857 S * 2/2009 Monson D14/126



(56)

References Cited

U.S. PATENT DOCUMENTS

D774,028 S * 12/2016 Laycock D14/306
D883,277 S * 5/2020 Govil D14/306
2011/0209089 A1 8/2011 Hinckley et al.
2011/0260997 A1 10/2011 Ozaki
2018/0352950 A1* 12/2018 Bowman F16M 13/02
2019/0294322 A1* 9/2019 Govil G06F 3/04883

OTHER PUBLICATIONS

Written Opinion of the International Searching Authority dated May 17, 2018, issued in connection with International Application No. PCT/US2018/23304 (4 pages).

Smartdesk, posted at Smartestdesk.com, posted on Jan. 2, 2019, site visited Nov. 20, 2019. Online, available from internet: <https://smartestdesk.com/products/smartdesk?variant=12906059038775> (Year: 2019).

* cited by examiner

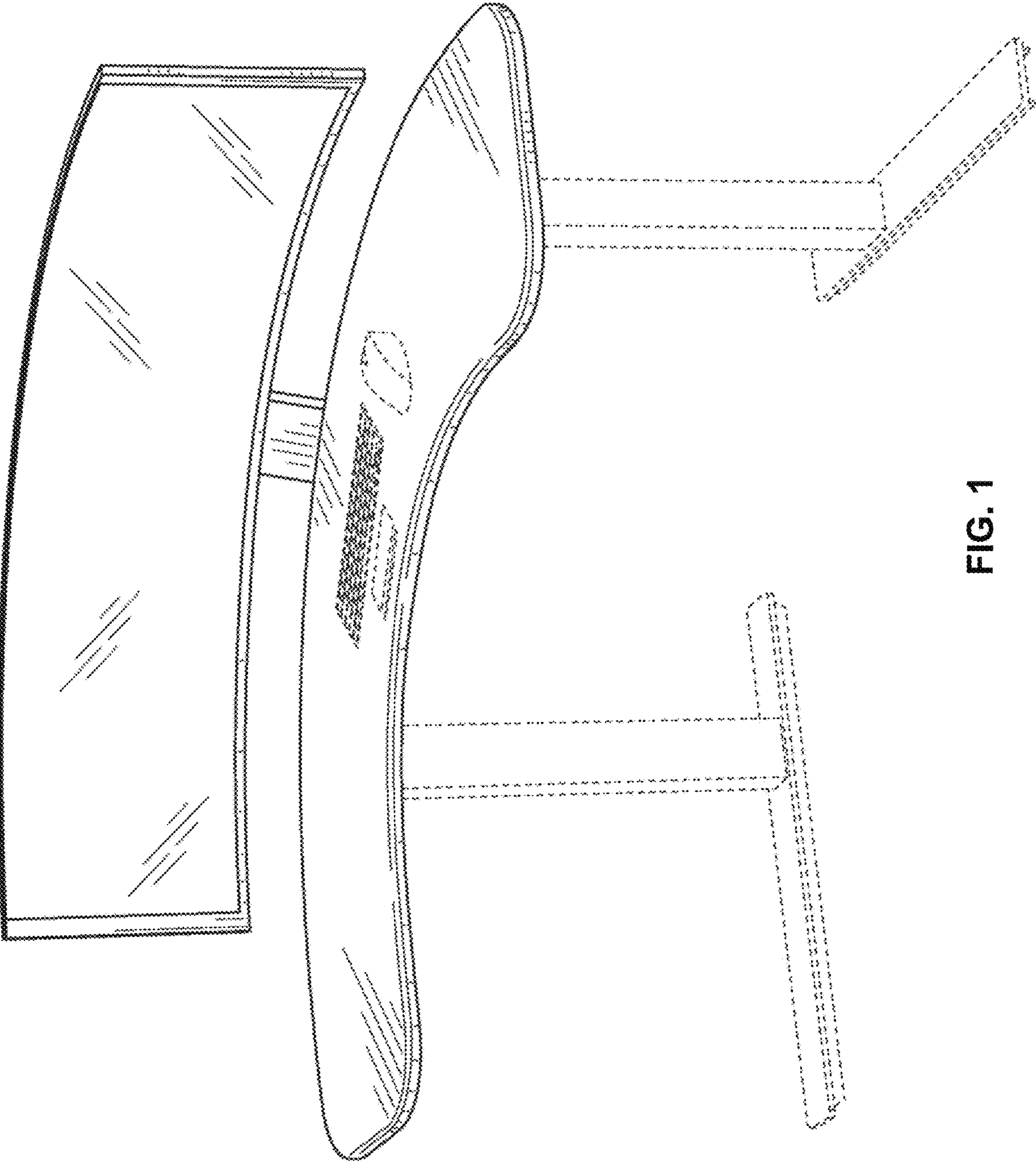


FIG. 1

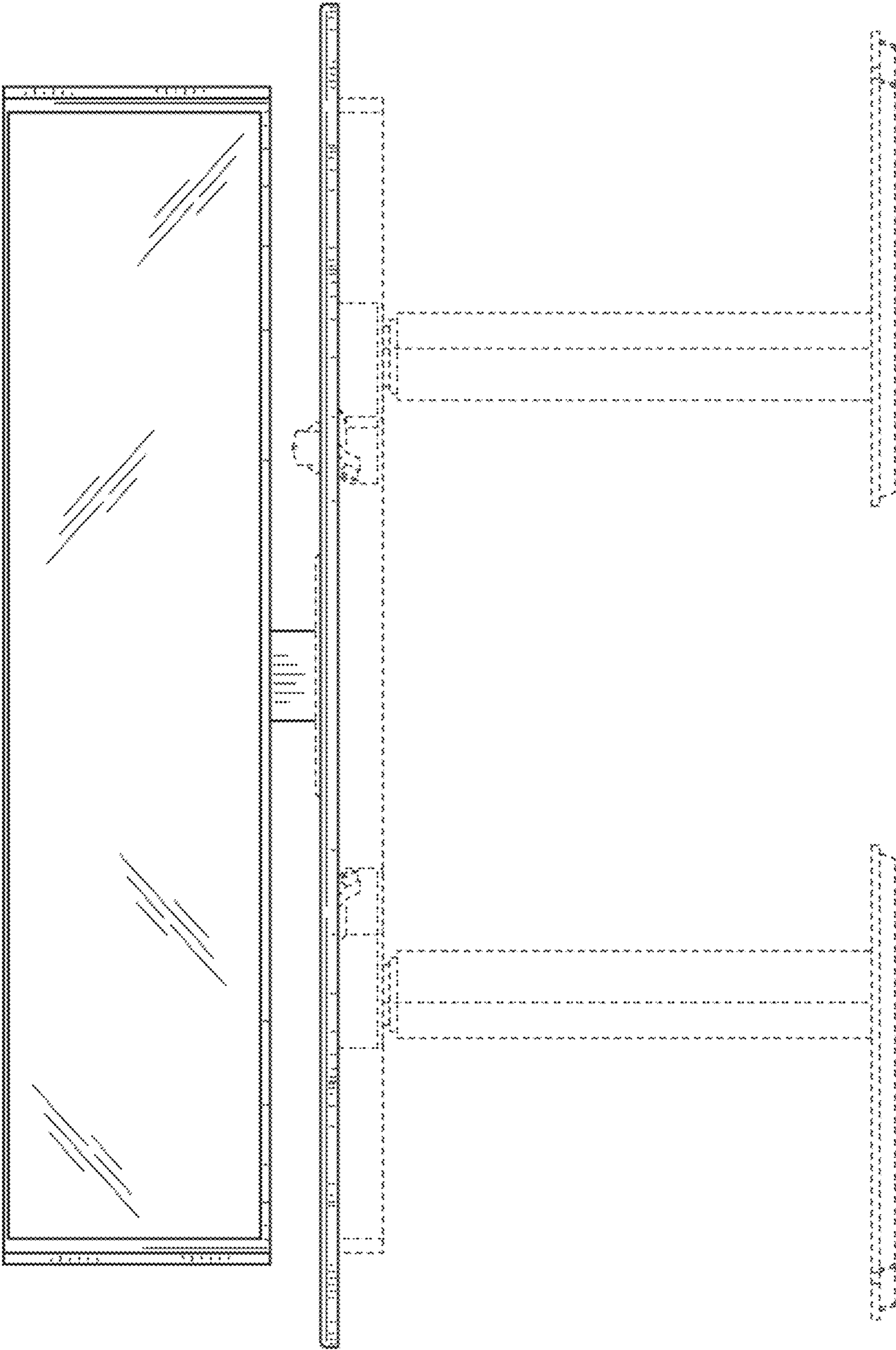


FIG. 2

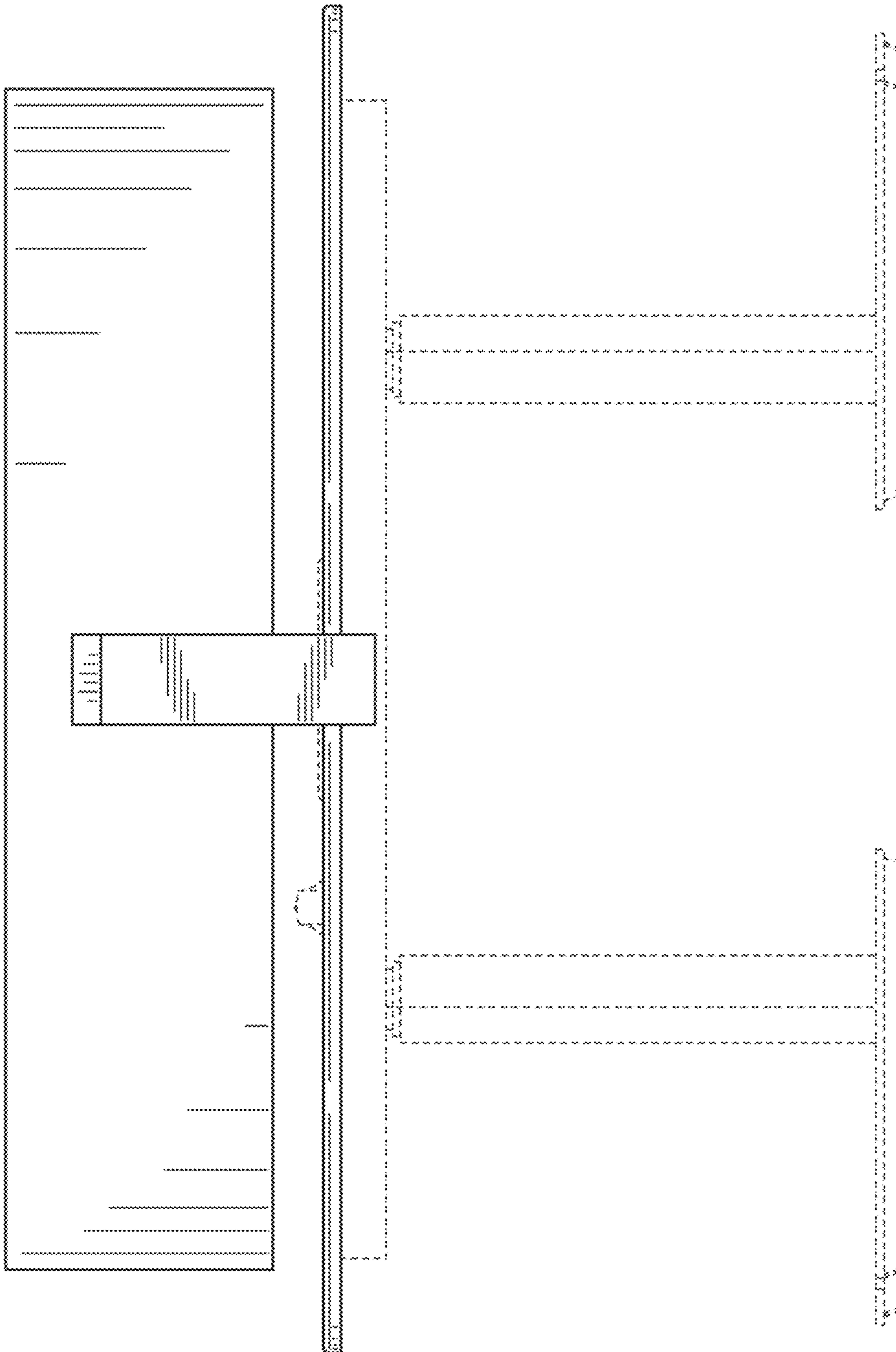


FIG. 3

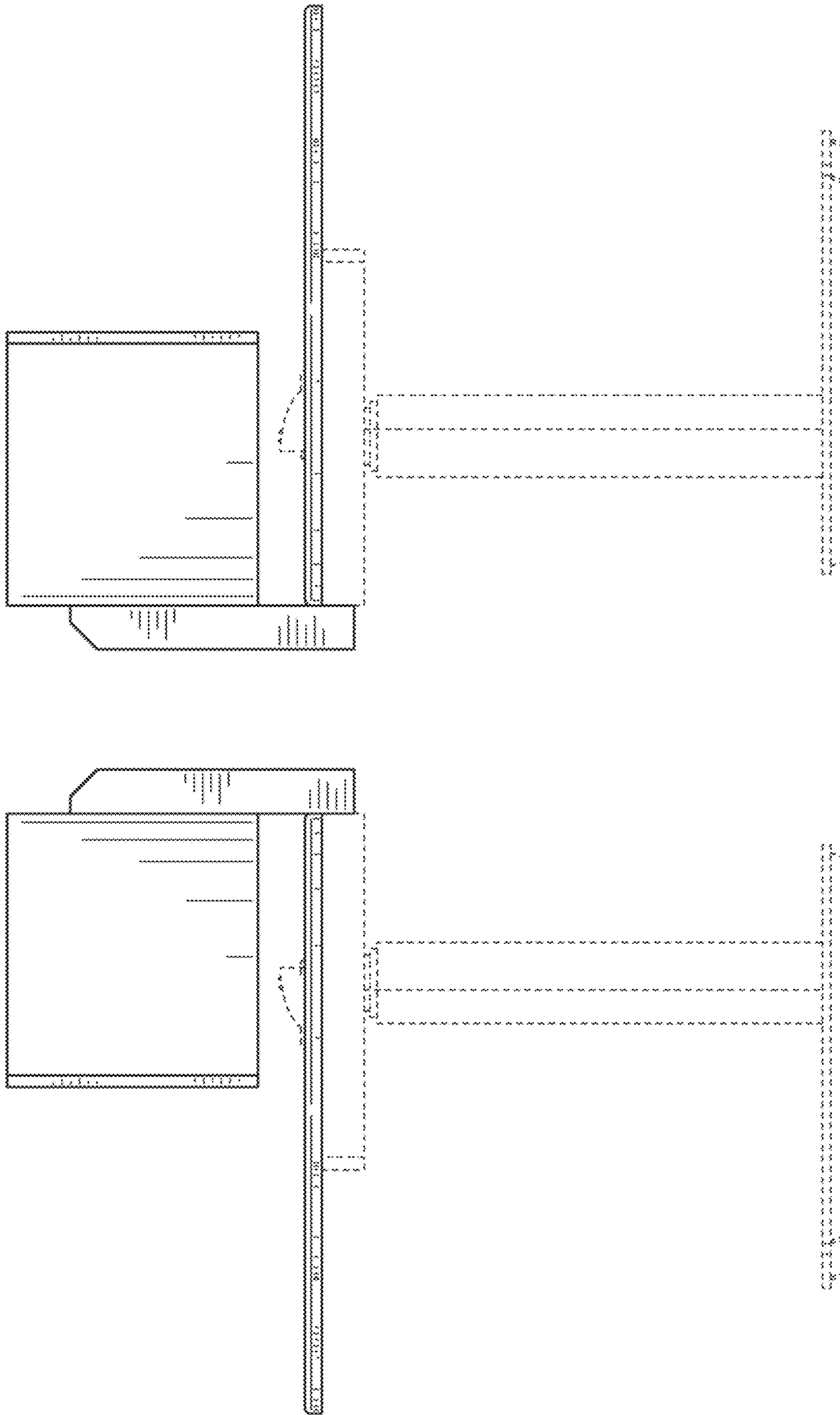


FIG. 5

FIG. 4

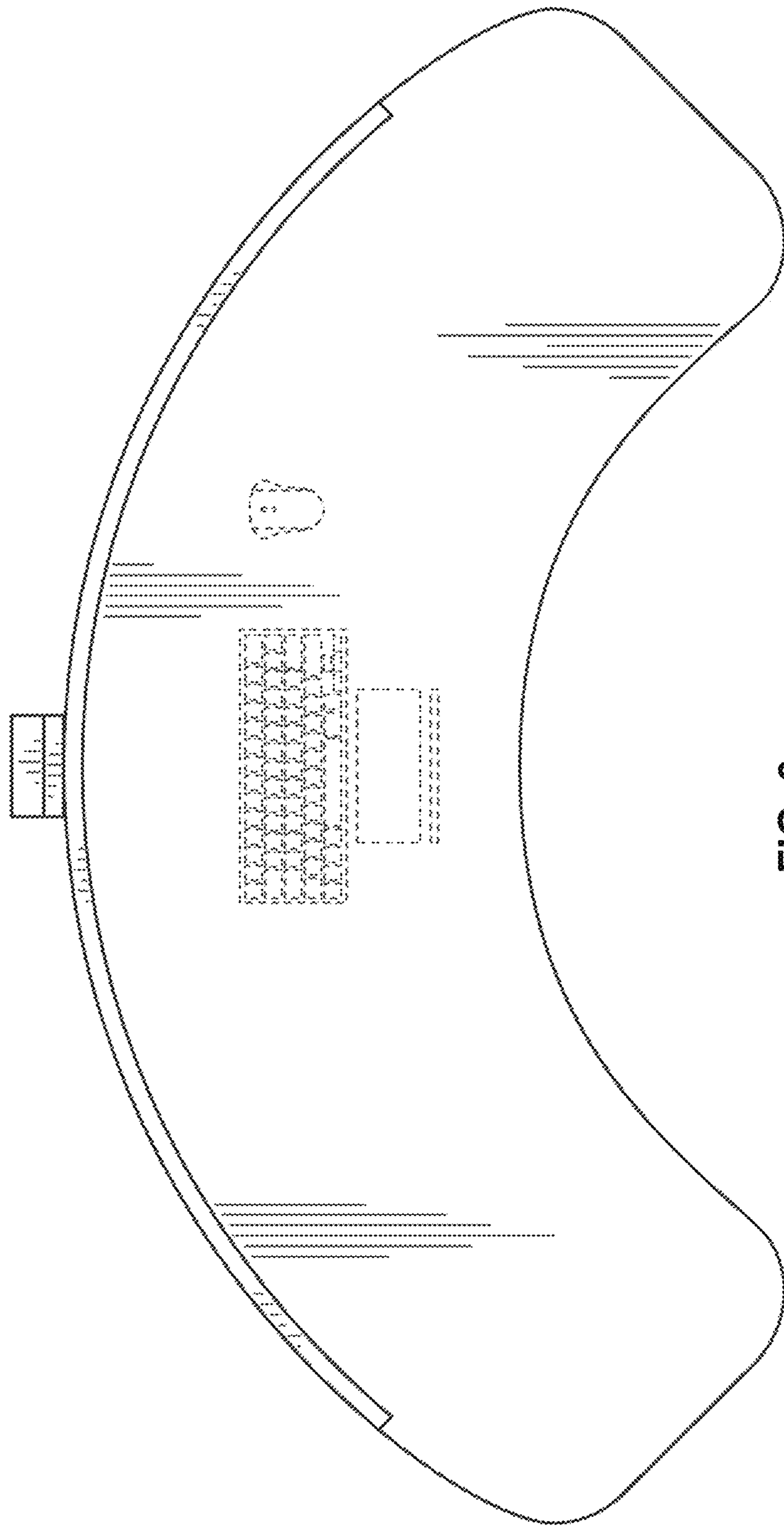


FIG. 6

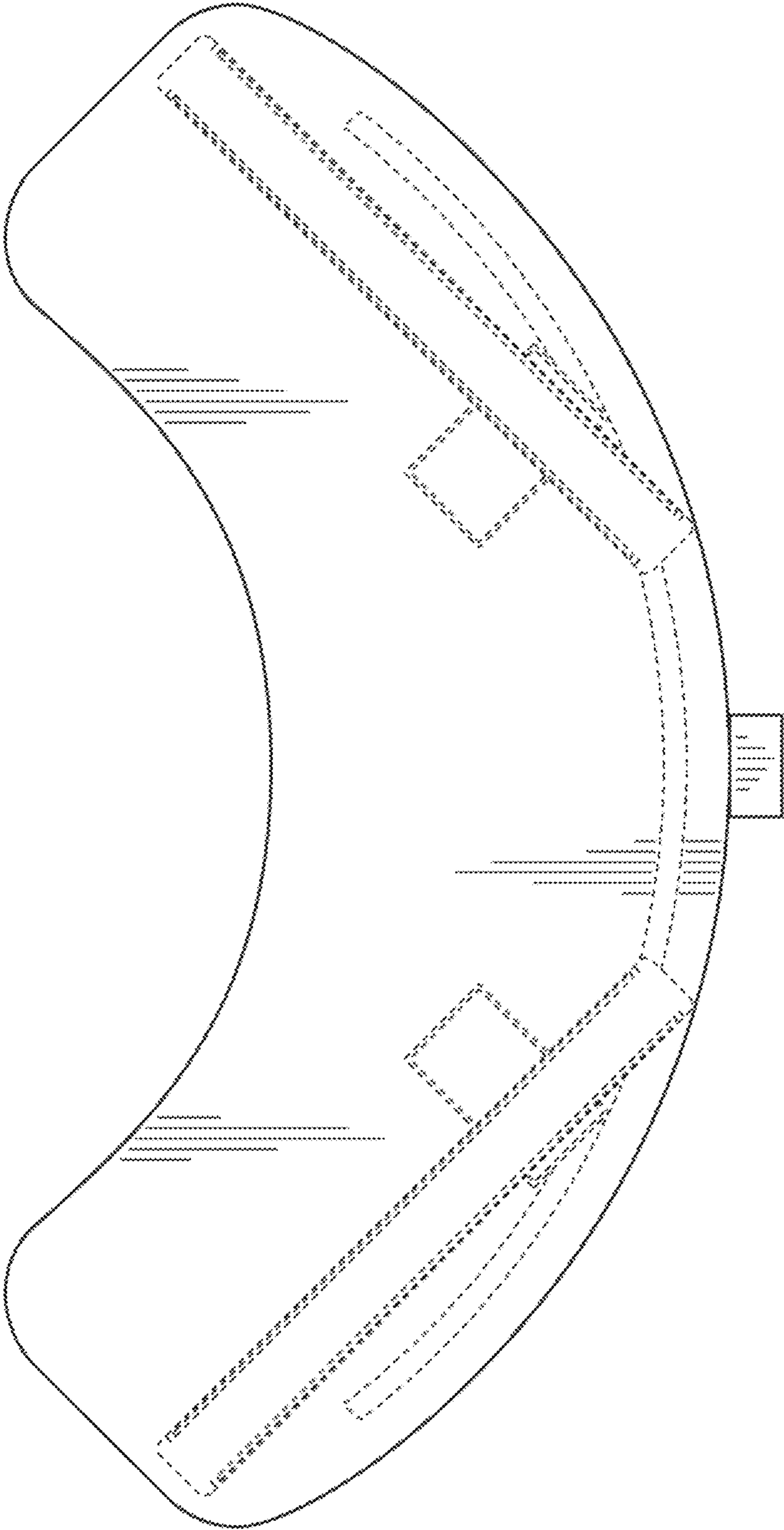


FIG. 7