



US00D909987S

(12) **United States Design Patent** (10) **Patent No.:** **US D909,987 S**
He (45) **Date of Patent:** **** Feb. 9, 2021**

(54) **HEADPHONE**
(71) Applicant: **Harman International Industries, Incorporated, Northridge, CA (US)**
(72) Inventor: **Yanyao He, Shenzhen (CN)**
(73) Assignee: **Harman International Industries, Incorporated, Northridge, CA (US)**
(**) Term: **15 Years**
(21) Appl. No.: **29/688,598**

D353,817 S * 12/1994 Wada D14/205
D353,818 S * 12/1994 Nakamura D14/205
5,544,253 A * 8/1996 Nagayoshi H04R 1/1016
381/385
D431,550 S * 10/2000 Yoneda D14/205
D476,639 S * 7/2003 Bergeron D14/205
D491,163 S * 6/2004 Green D14/205
D512,708 S * 12/2005 Harris, Jr. D14/205
D514,087 S * 1/2006 Wilson D14/206
D520,492 S * 5/2006 Chen D14/205
D532,407 S * 11/2006 Motoishi D14/205
D538,261 S * 3/2007 Taylor D14/205
D541,255 S * 4/2007 Taylor D14/205
D549,688 S * 8/2007 Suzuki D14/205
D563,382 S * 3/2008 Wikel D14/205

(Continued)

(22) Filed: **Apr. 23, 2019**
(51) **LOC (13) Cl.** **14-01**
(52) **U.S. Cl.**
USPC **D14/205**
(58) **Field of Classification Search**
USPC D14/205, 188, 192, 197, 168; D29/112;
2/209; 381/380, 381, 374; 455/90.3,
455/575.1, 569.1
CPC H04R 1/1066; H04R 1/1016; H04R 5/033;
H04R 5/0335; H04R 25/00
See application file for complete search history.

(56) **References Cited**

U.S. PATENT DOCUMENTS

2,955,722 A * 10/1960 Autouious A47G 23/03
215/393
3,440,663 A * 4/1969 Beguin A61F 11/14
2/209
3,661,225 A * 5/1972 Anderson A61F 11/14
181/175
3,787,899 A * 1/1974 Krawagna H04R 1/1066
2/209
D255,352 S * 6/1980 Besasie D14/205
4,385,209 A * 5/1983 Greason H04R 19/016
307/400
D327,268 S * 6/1992 Anstin D14/192
D328,074 S * 7/1992 Yamazaki D14/205
D337,115 S * 7/1993 Yamazaki D14/205

OTHER PUBLICATIONS

JBL Synchros S500 Spec Sheet dated 2013.
(Continued)

Primary Examiner — Paula Allen Greene
(74) *Attorney, Agent, or Firm* — Plumsea Law Group, LLC

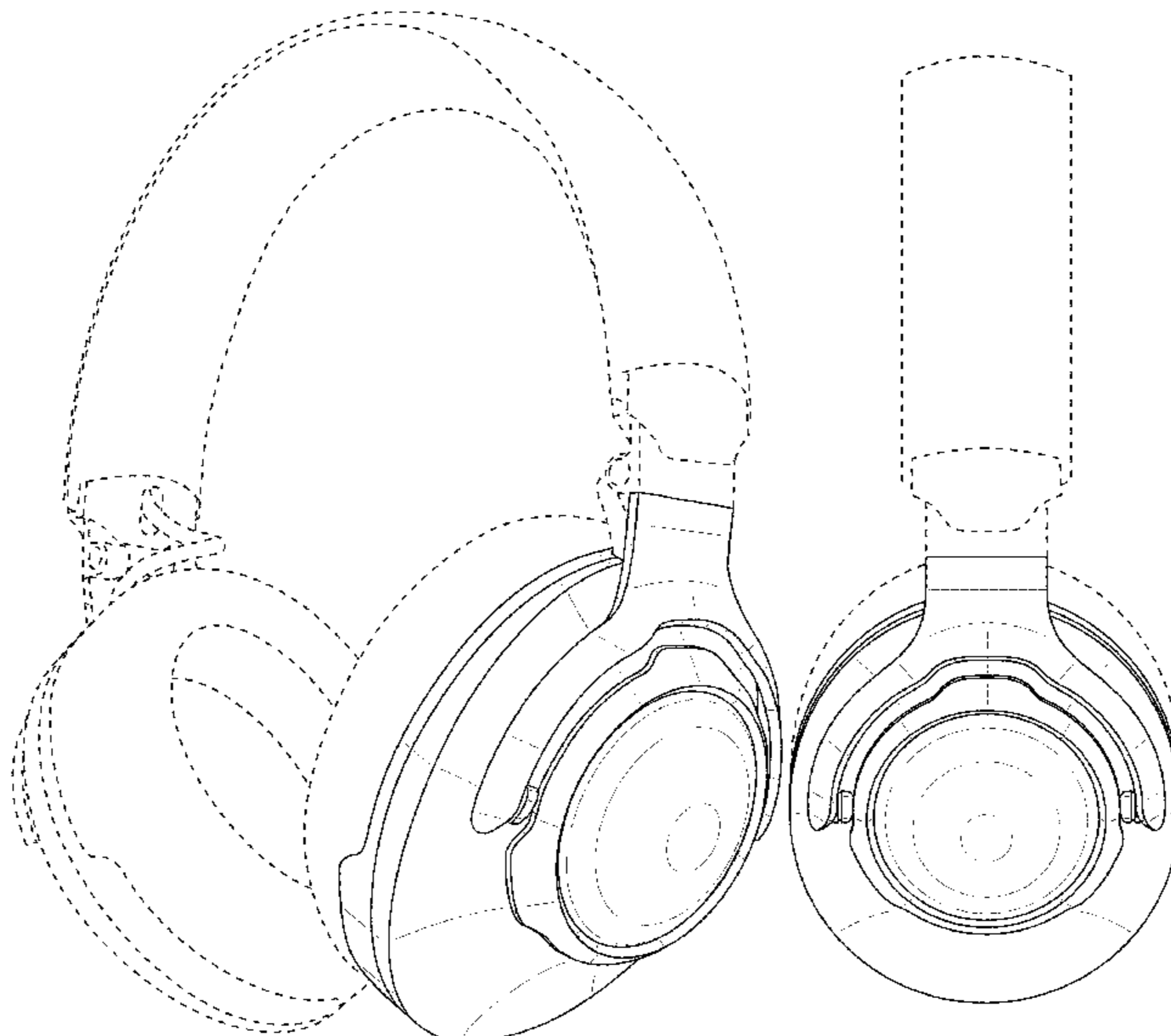
(57) **CLAIM**

The ornamental design for a headphone, as shown and described.

DESCRIPTION

FIG. 1 is a perspective view of a headphone showing the new design;
FIG. 2 is a front elevational view thereof;
FIG. 3 is a rear elevational view thereof;
FIG. 4 is a side elevational view thereof;
FIG. 5 is an opposite side elevational view thereof;
FIG. 6 is a top view thereof; and,
FIG. 7 is a bottom view thereof.
The broken lines in the figures illustrate portions of the design that form no part of the claimed design.

1 Claim, 7 Drawing Sheets



(56)

References Cited

U.S. PATENT DOCUMENTS

D573,581 S * 7/2008 Gondo D14/205
 D585,871 S * 2/2009 Lee D14/205
 D585,872 S * 2/2009 Lee D14/205
 D597,070 S * 7/2009 Zheng D14/205
 D603,370 S * 11/2009 Suzuki D14/205
 D617,770 S * 6/2010 Sanguinetti D14/205
 7,940,924 B2 * 5/2011 Amae H04R 1/1066
 D642,554 S * 8/2011 Schaal D14/205
 8,098,872 B2 * 1/2012 Chang H04R 1/1075
 381/371
 D662,080 S * 6/2012 Carr D14/205
 D669,451 S * 10/2012 Tappeiner D14/205
 D688,649 S * 8/2013 Combs D14/205
 D696,644 S 12/2013 Sejпка
 D697,896 S * 1/2014 Lee D14/205
 D699,702 S * 2/2014 Chen D14/205
 D705,750 S * 5/2014 Wu H04R 1/1066
 D710,822 S * 8/2014 Gan H04R 1/1066
 D711,347 S * 8/2014 Gan H04R 1/1066
 D719,133 S * 12/2014 Gan D14/205
 D719,136 S * 12/2014 Schaal D14/206
 D723,508 S 3/2015 Garland et al.
 D723,509 S 3/2015 Garland et al.
 D726,146 S 4/2015 Binder et al.

D734,297 S * 7/2015 Sasaki D14/205
 D741,290 S * 10/2015 Schaal D14/205
 D769,842 S 10/2016 Rouffiat
 D780,713 S * 3/2017 Szymanski D14/205
 9,635,447 B2 * 4/2017 Yuen H04R 1/10
 D811,364 S 2/2018 Park
 D811,365 S 2/2018 Czaniecki
 D826,208 S 8/2018 Czaniecki
 D828,326 S * 9/2018 Ye D14/205
 D852,777 S 7/2019 Park et al.
 D868,733 S * 12/2019 Luo D14/205
 D883,253 S * 5/2020 Kelley D14/205
 D884,671 S * 5/2020 Cho D14/205

OTHER PUBLICATIONS

Design U.S. Appl. No. 29/631,227, filed Dec. 28, 2017.
 Design U.S. Appl. No. 29/661,343, filed Aug. 27, 2018.
 Design U.S. Appl. No. 29/661,346, filed Aug. 27, 2018.
 Design U.S. Appl. No. 29/661,389, filed Aug. 27, 2018.
 Design U.S. Appl. No. 29/675,542, filed Jan. 3, 2019.
 Design U.S. Appl. No. 29/703,423, filed Aug. 27, 2019.
 Design U.S. Appl. No. 29/703,425, filed Aug. 27, 2019.
 Design U.S. Appl. No. 29/703,432, filed Aug. 27, 2019.
 Design U.S. Appl. No. 29/703,437, filed Aug. 27, 2019.
 Office Action dated Sep. 29, 2020 in Design U.S. Appl. No. 29/703,425.
 Office Action dated Sep. 29, 2020 in Design U.S. Appl. No. 29/703,432.

* cited by examiner

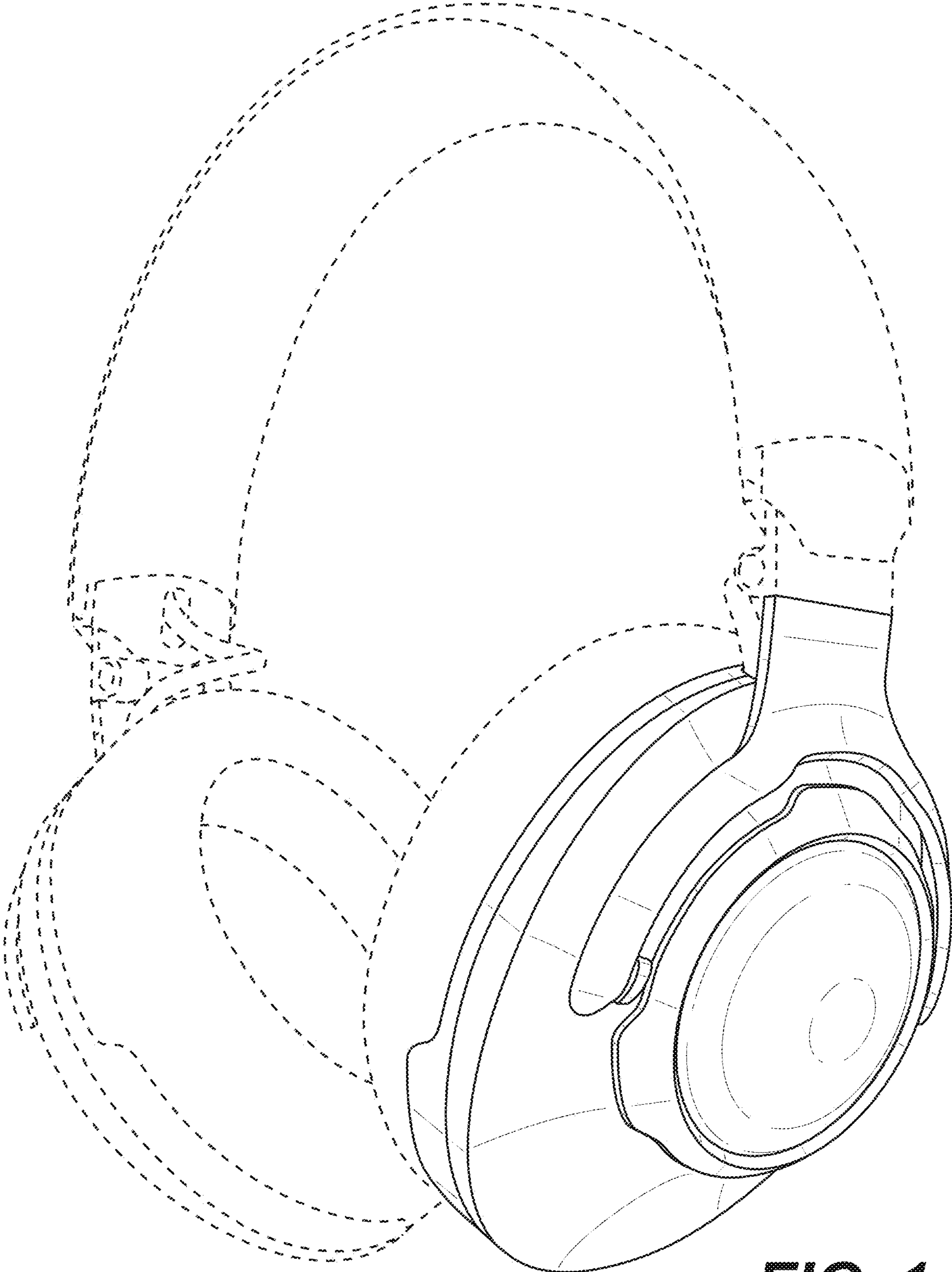


FIG. 1

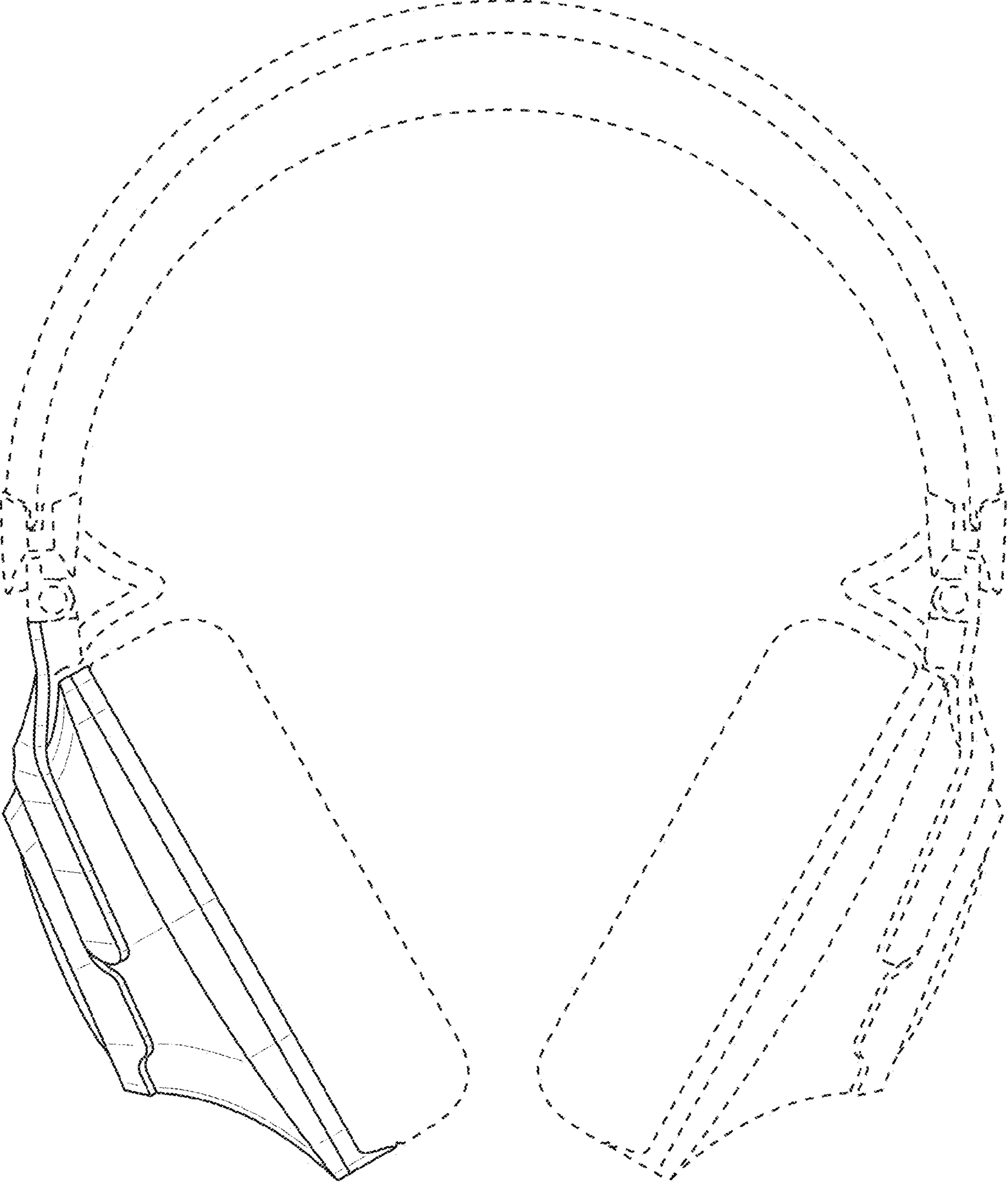


FIG. 2

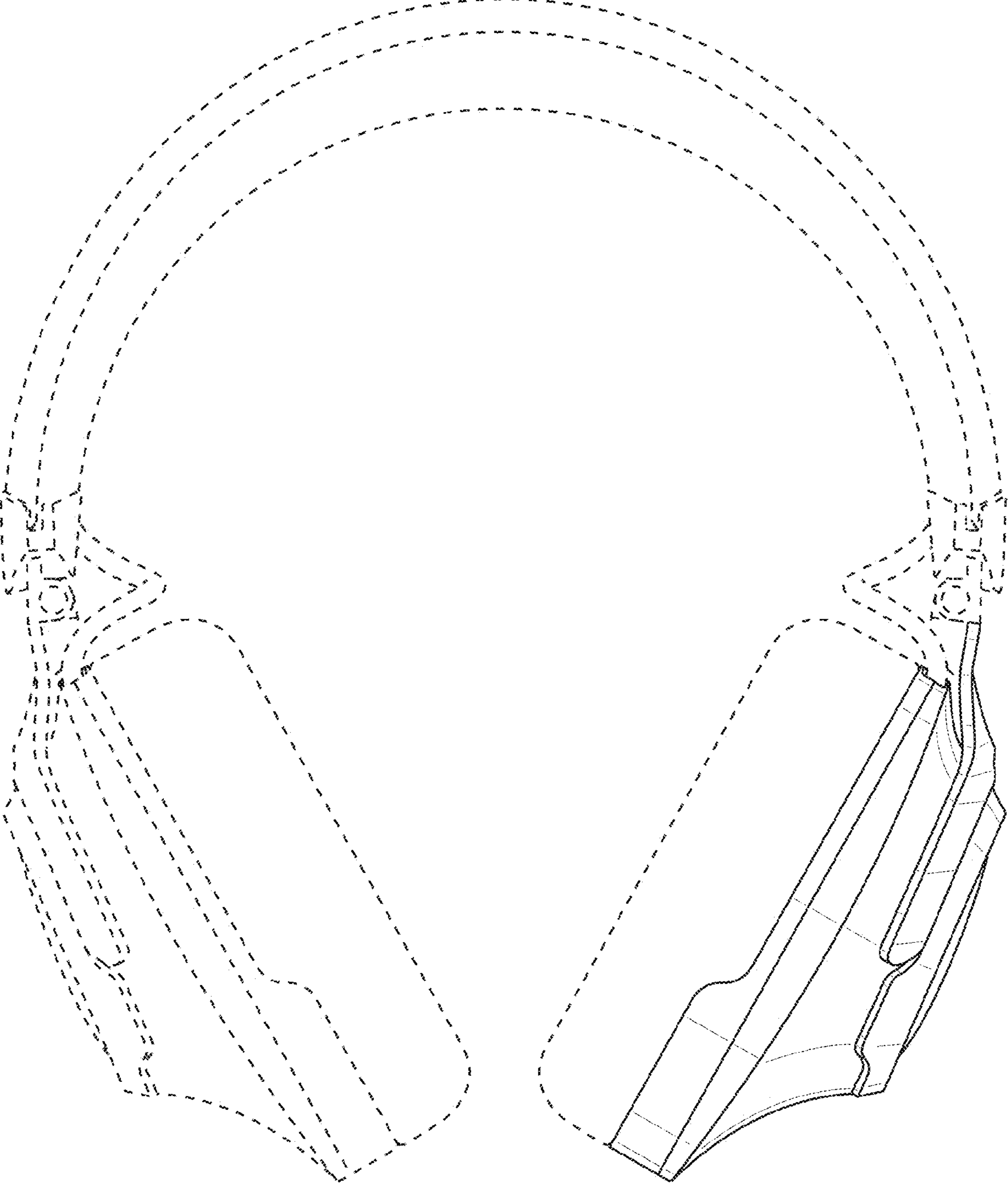


FIG. 3

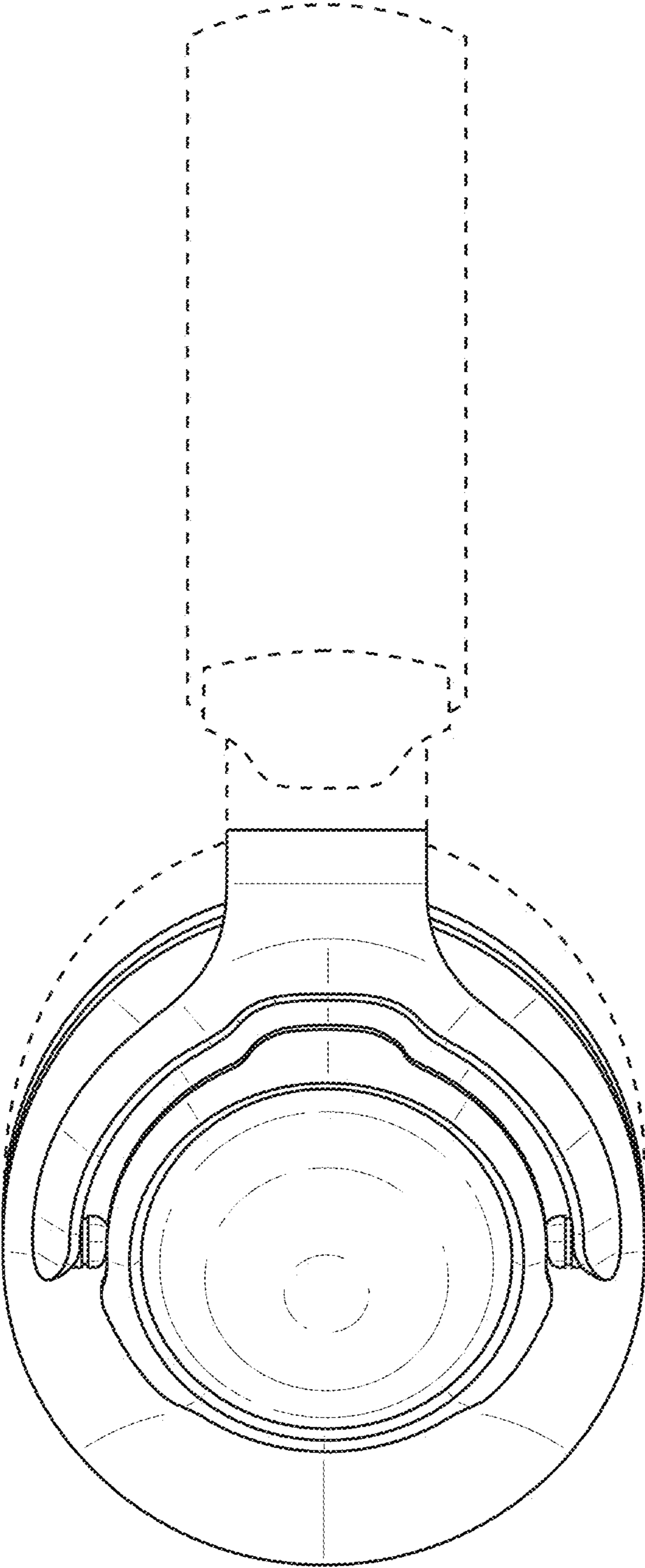


FIG. 4

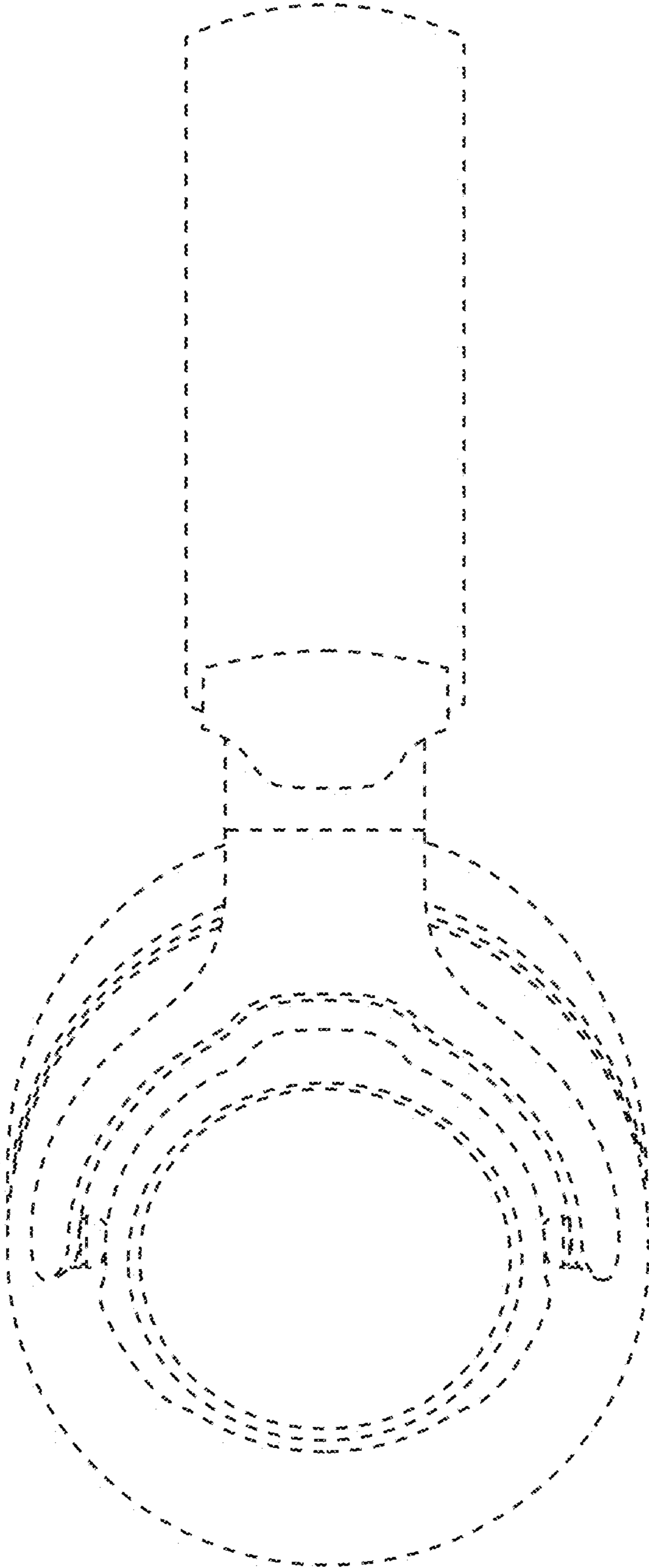


FIG. 5

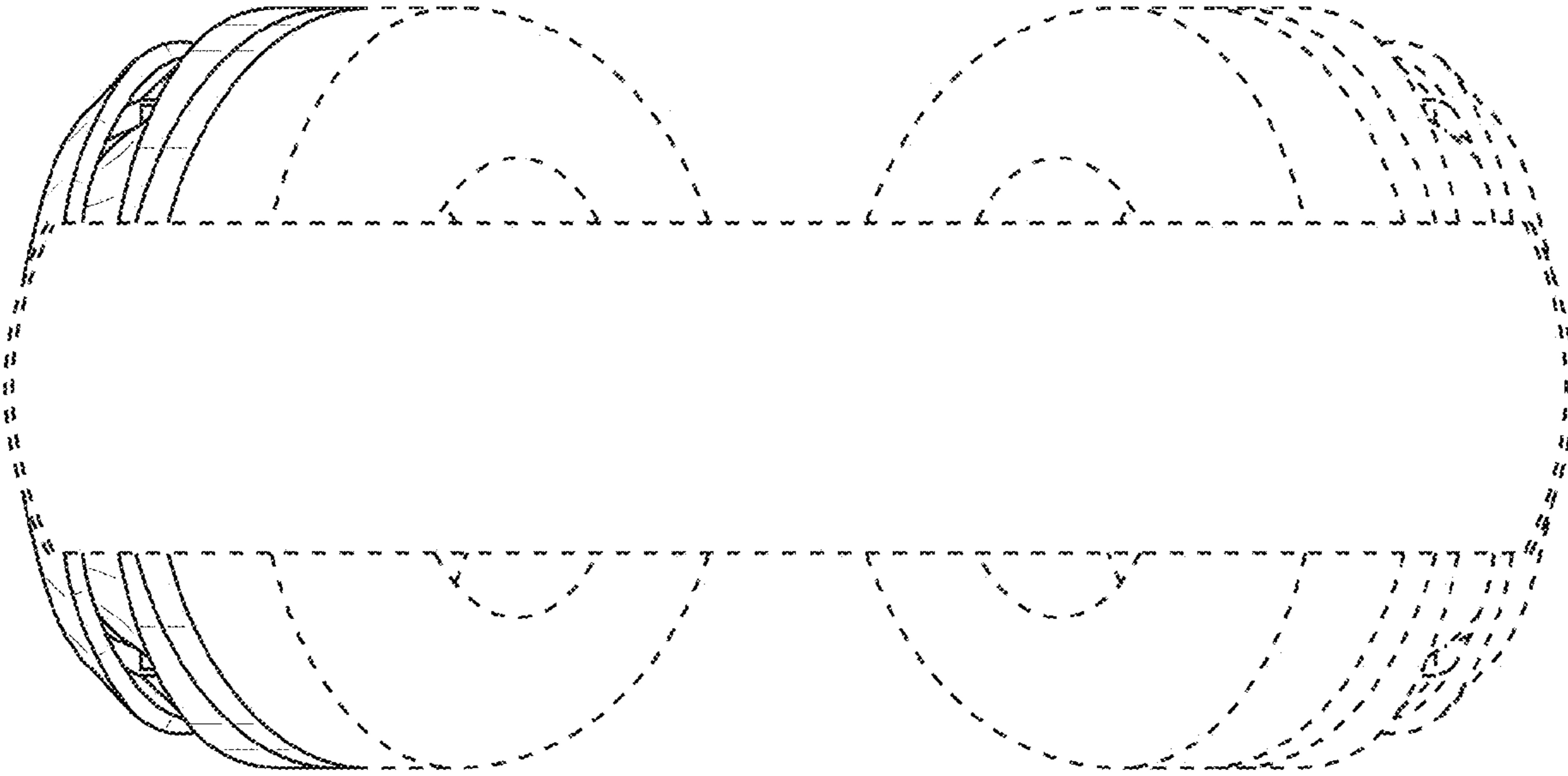


FIG. 6

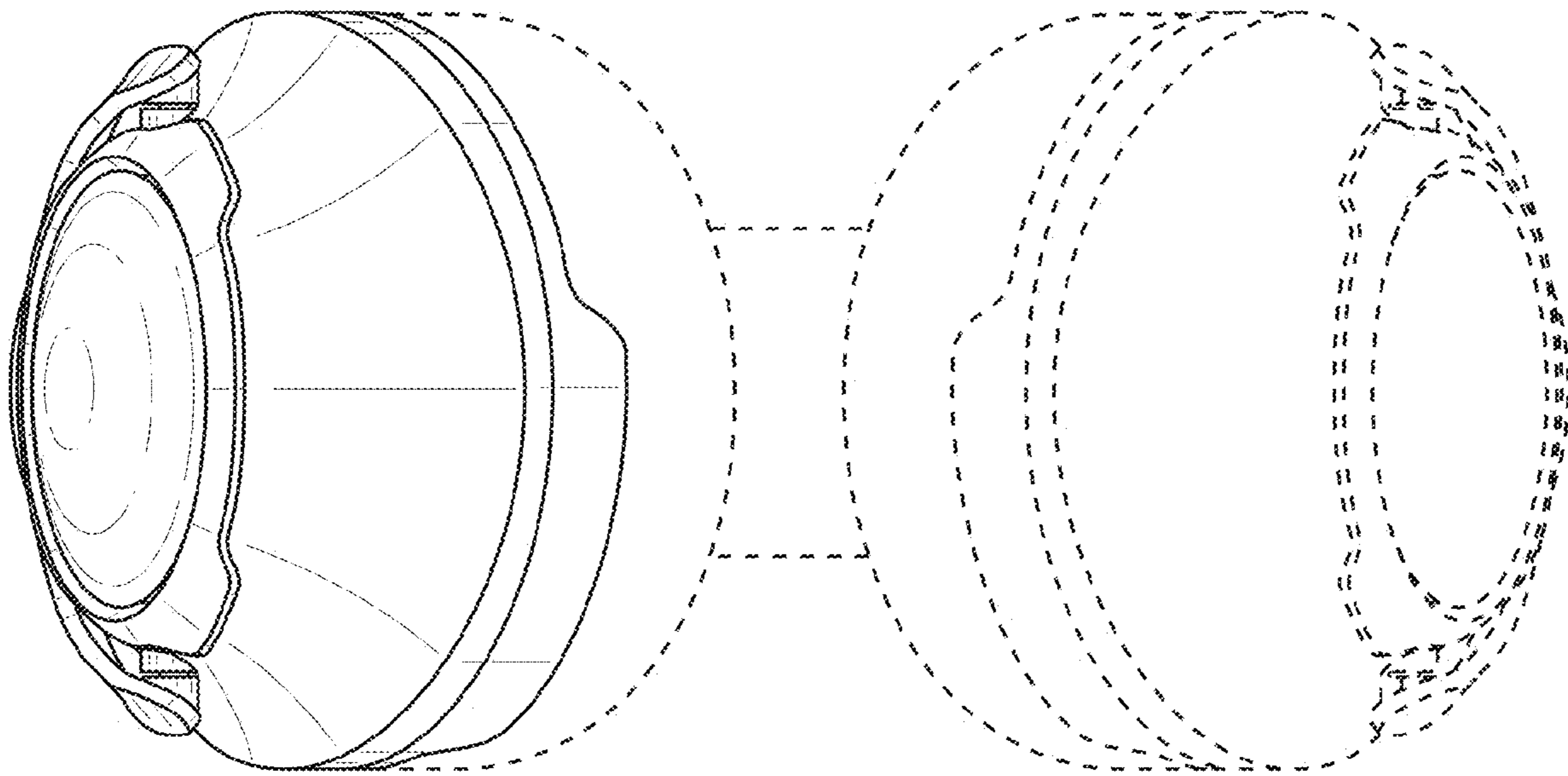


FIG. 7