



US00D909966S

(12) **United States Design Patent** (10) **Patent No.:** **US D909,966 S**
Liao (45) **Date of Patent:** **** Feb. 9, 2021**

(54) **PORTABLE POWER BANK**
(71) Applicant: **Gopod Group Ltd.**,
Shenzhen/Guangdong (CN)
(72) Inventor: **Zhuowen Liao**, Shenzhen (CN)
(73) Assignee: **GUANGDONG GOPOD GROUP**
HOLDING CO., LTD., Shenzhen (CN)
(**) Term: **15 Years**
(21) Appl. No.: **29/686,765**
(22) Filed: **Apr. 8, 2019**
(30) **Foreign Application Priority Data**

Apr. 1, 2019 (CN) 2019 3 0142241
(51) **LOC (13) Cl.** **13-02**
(52) **U.S. Cl.**
USPC **D13/108**
(58) **Field of Classification Search**
USPC D13/102-110, 118-119, 184, 199;
D14/356, 432
CPC Y02E 60/10; Y02E 60/12; Y02E 60/122;
Y02E 60/124; Y02E 60/50; H01M 2/02;
H01M 2/022; H01M 2/0202; H01M
2/0207; H01M 2/0212; H01M 2/1061;
H01M 2/1022; H01M 2/1055; H01M
2/1066; H01M 2/105; H01M 2/20; H01M
2/204; H01M 2/206; H01M 10/44; H01M
10/46; H01M 10/465; H01M 10/482;
H01M 2200/30; H01M 2250/30; H01M
2250/40; H02J 7/00; H02J 7/0003; H02J
7/0011; H02J 7/0013; H02J 7/0054; H02J
7/0055; H02J 7/0057; H02J 2007/0062
See application file for complete search history.

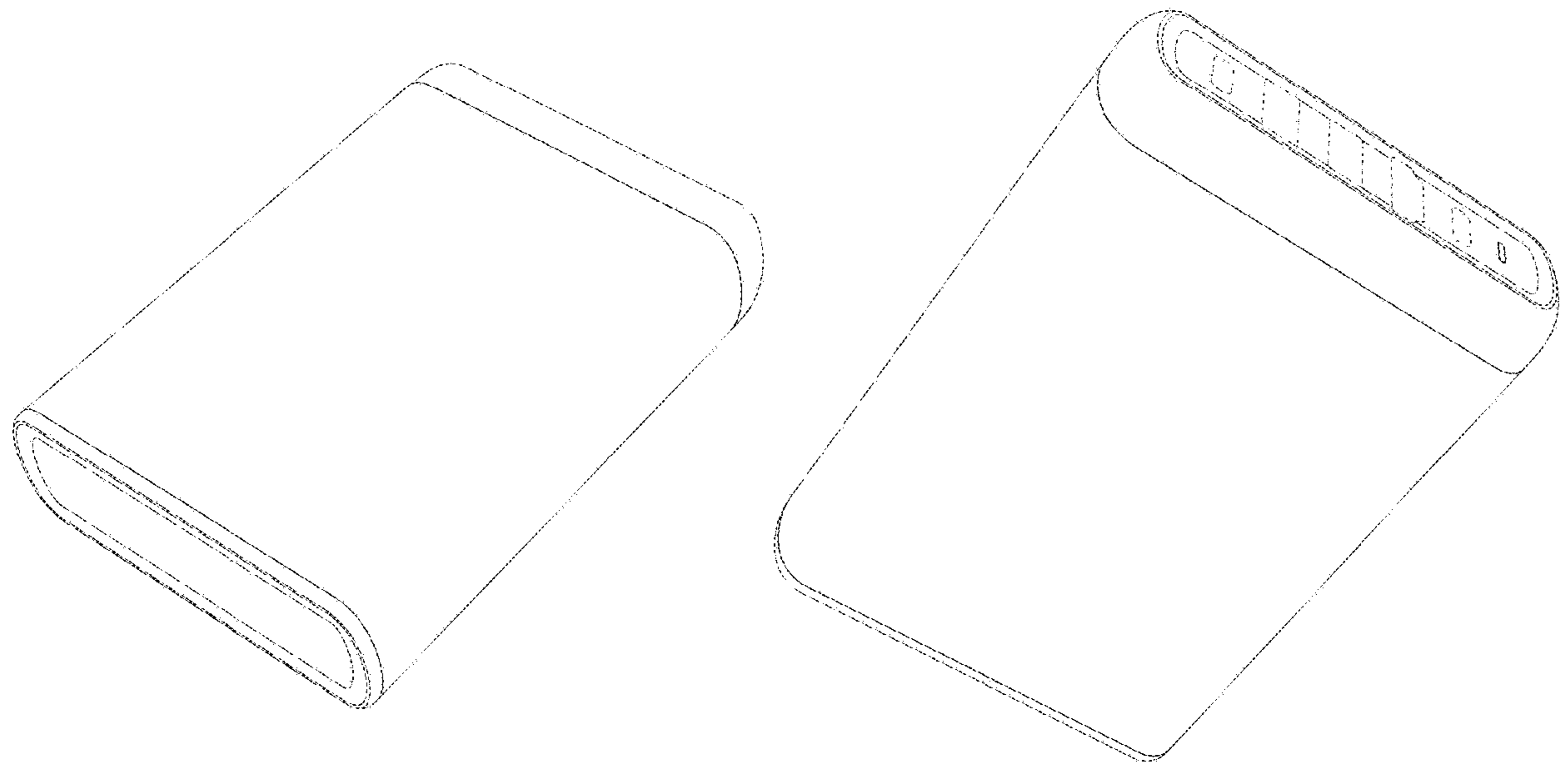
(56) **References Cited**
U.S. PATENT DOCUMENTS
D662,472 S * 6/2012 Tien D13/110
D677,623 S * 3/2013 Fitch D13/108
D847,813 S * 5/2019 Jun D14/356
D883,925 S * 5/2020 Yoon D13/108
D886,055 S * 6/2020 Liao D13/108
D887,979 S * 6/2020 Liao D13/110
D890,695 S * 7/2020 Chang D13/107
D893,418 S * 8/2020 Liao D13/108
D894,828 S * 9/2020 Chen D13/108
D900,795 S * 11/2020 Laffon de Mazieres D14/240
D901,381 S * 11/2020 Choo D13/108
D903,588 S * 12/2020 Shoemake D13/108
2015/0171386 A1 * 6/2015 Yang H01M 10/425
429/163

* cited by examiner
Primary Examiner — Nathaniel D. Buckner
(74) *Attorney, Agent, or Firm* — Dorsey & Whitney LLP

(57) **CLAIM**
The ornamental design for a portable power bank, as shown
and described.

DESCRIPTION
FIG. 1 is a front view of a Portable Power Bank showing my
new design;
FIG. 2 is a rear view thereof;
FIG. 3 is a top view thereof, the bottom view being a mirror
image thereof;
FIG. 4 is a right side view thereof, the left side view being
a mirror image thereof;
FIG. 5 is a top, rear, right side perspective view thereof; and,
FIG. 6 is a bottom, front, right side perspective view thereof.
The broken lines in the figures depict portions of the portable
power bank that form no part of the claimed design.

1 Claim, 6 Drawing Sheets



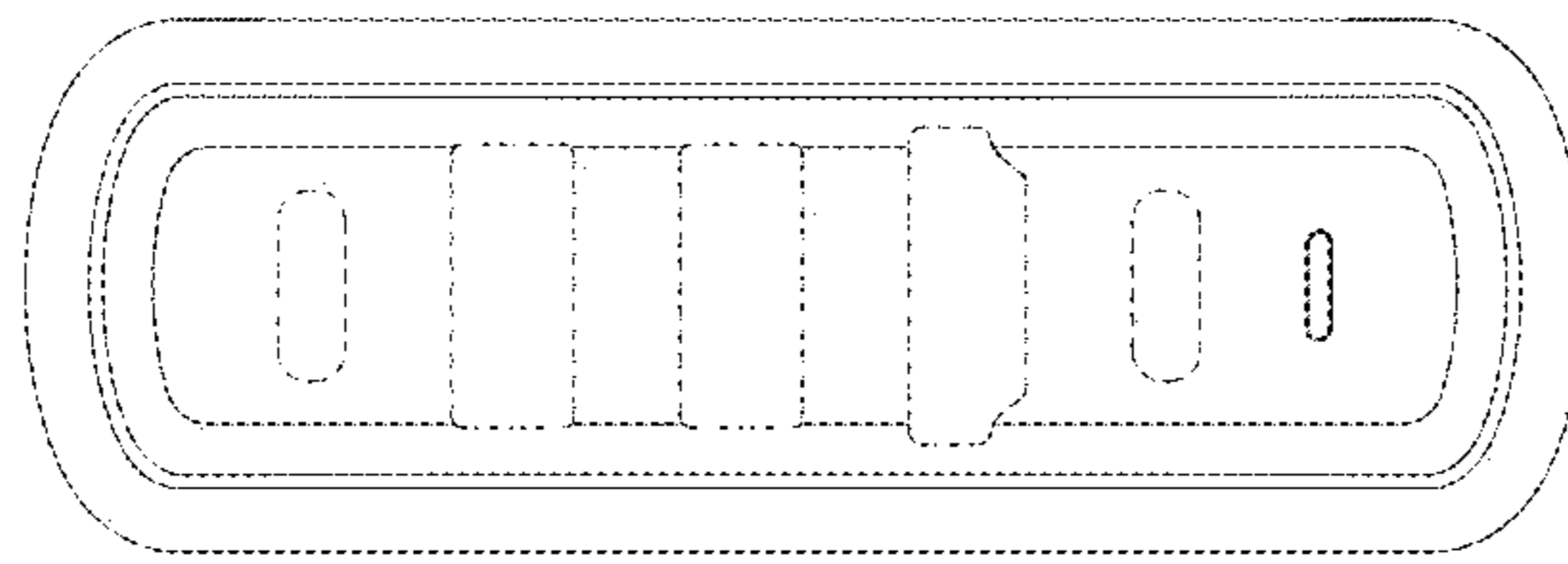


FIG. 1




FIG. 2




FIG. 3




FIG. 4

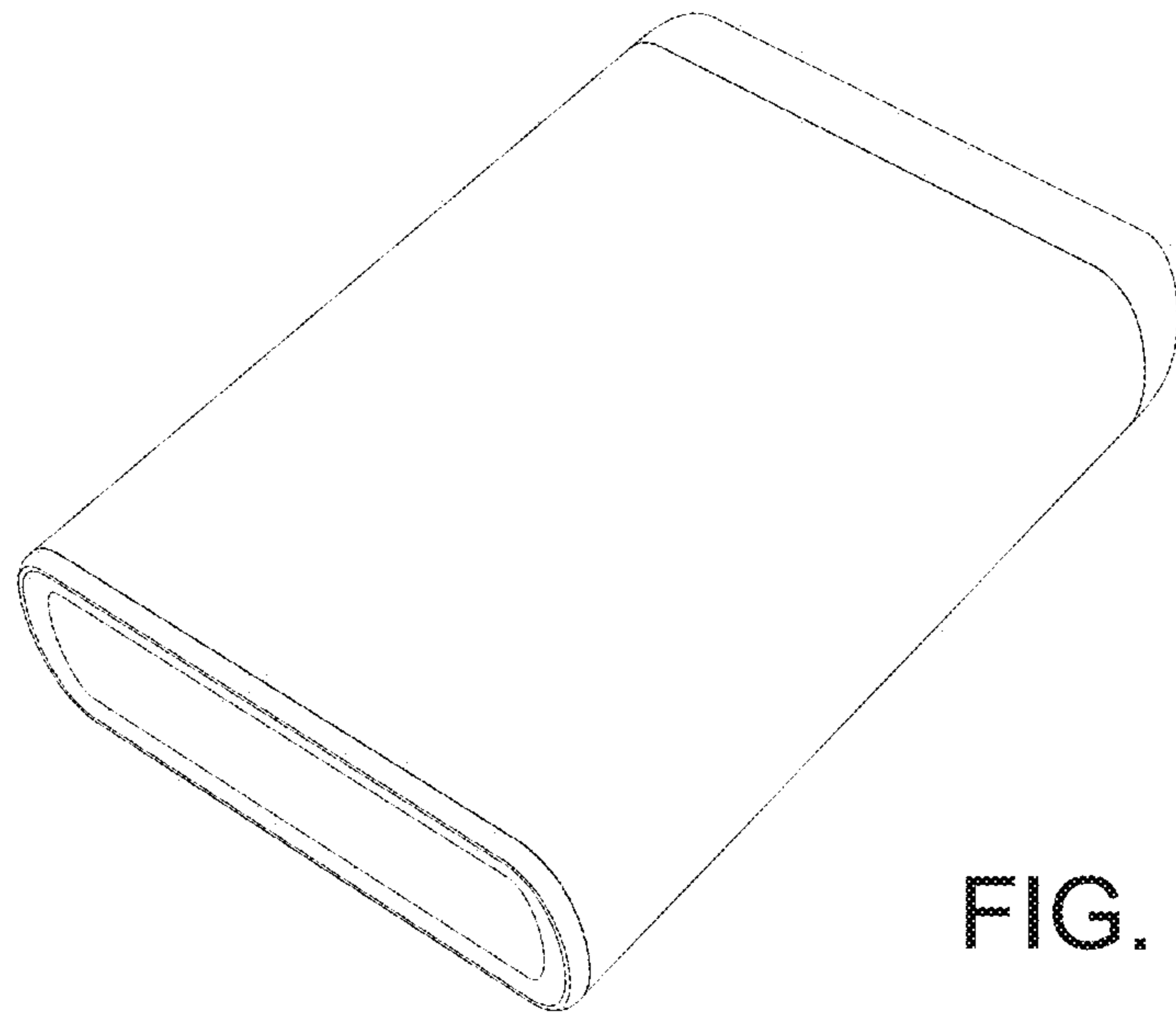


FIG. 5

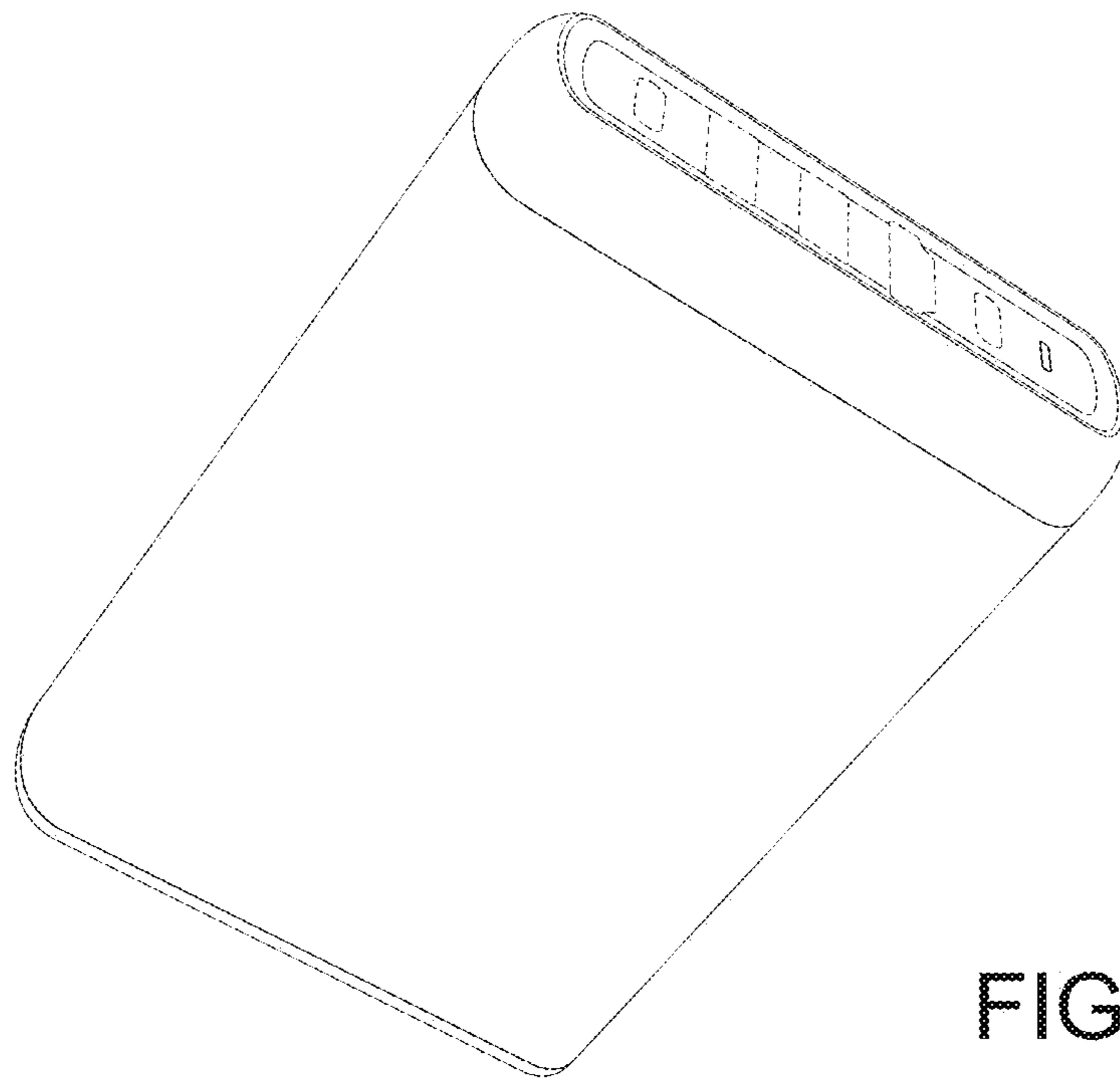


FIG. 6