



US00D909965S

(12) **United States Design Patent** (10) **Patent No.:** **US D909,965 S**
Shiyong et al. (45) **Date of Patent:** **** Feb. 9, 2021**

(54) **PORTABLE CHARGER**

(56) **References Cited**

(71) Applicant: **SHENZHEN GRANDSUN ELECTRONIC CO., LTD.**, Guangdong (CN)
(72) Inventors: **Zhou Shiyong**, Shenzhen (CN); **Wu Haiquan**, Shenzhen (CN); **Yoshinari Okamoto**, Shenzhen (CN); **Shi Ruiwen**, Shenzhen (CN)
(73) Assignee: **Shenzhen Grandsun Electronic Co., Ltd.**, Guangdong (CN)
(**) Term: **15 Years**

U.S. PATENT DOCUMENTS

D722,961 S *	2/2015	Lin	D13/103
D725,591 S *	3/2015	Chien	D13/103
D762,164 S *	7/2016	Lin	D13/103
D764,404 S *	8/2016	Lau	D13/103
D765,593 S *	9/2016	Hoshikawa	D13/103
D768,069 S *	10/2016	Hoshikawa	D13/103
D770,376 S *	11/2016	Baum	D13/103
D809,455 S *	2/2018	Perez	D13/108
D823,242 S *	7/2018	Jun	D13/103
D838,240 S *	1/2019	Rostami	D13/108
D838,241 S *	1/2019	Xie	D13/108
D854,544 S *	7/2019	Liao	D14/434

(Continued)

(21) Appl. No.: **29/655,484**
(22) Filed: **Jul. 3, 2018**

Primary Examiner — Catherine S Posthauer
Assistant Examiner — Alison M Ofstun
(74) *Attorney, Agent, or Firm* — Conley Rose, P. C.; Grant Rodolph

(30) **Foreign Application Priority Data**

Jan. 5, 2018 (CN) 2018 3 0005500

(51) **LOC (13) Cl.** **13-02**
(52) **U.S. Cl.**
USPC **D13/108**

(58) **Field of Classification Search**
USPC D13/102–110, 118, 119, 184, 199; D14/356, 432
CPC Y02E 60/10; Y02E 60/12; Y02E 60/122; Y02E 60/124; Y02E 60/50; H01M 2/02; H01M 2/022; H01M 2/0202; H01M 2/0207; H01M 2/0212; H01M 2/1061; H01M 2/1022; H01M 2/1055; H01M 2/1066; H01M 2/105; H01M 2/20; H01M 2/202; H01M 2/204; H01M 2/206; H01M 10/44; H01M 10/46; H01M 10/465; H01M 10/482; H01M 2200/30; H01M 2250/30; H01M 2250/40; H02J 7/00; H02J 7/0003; H02J 7/0011; H02J 7/0013; H02J 7/0054; H02J 7/0055; H02J 7/0057; H02J 2007/0062

See application file for complete search history.

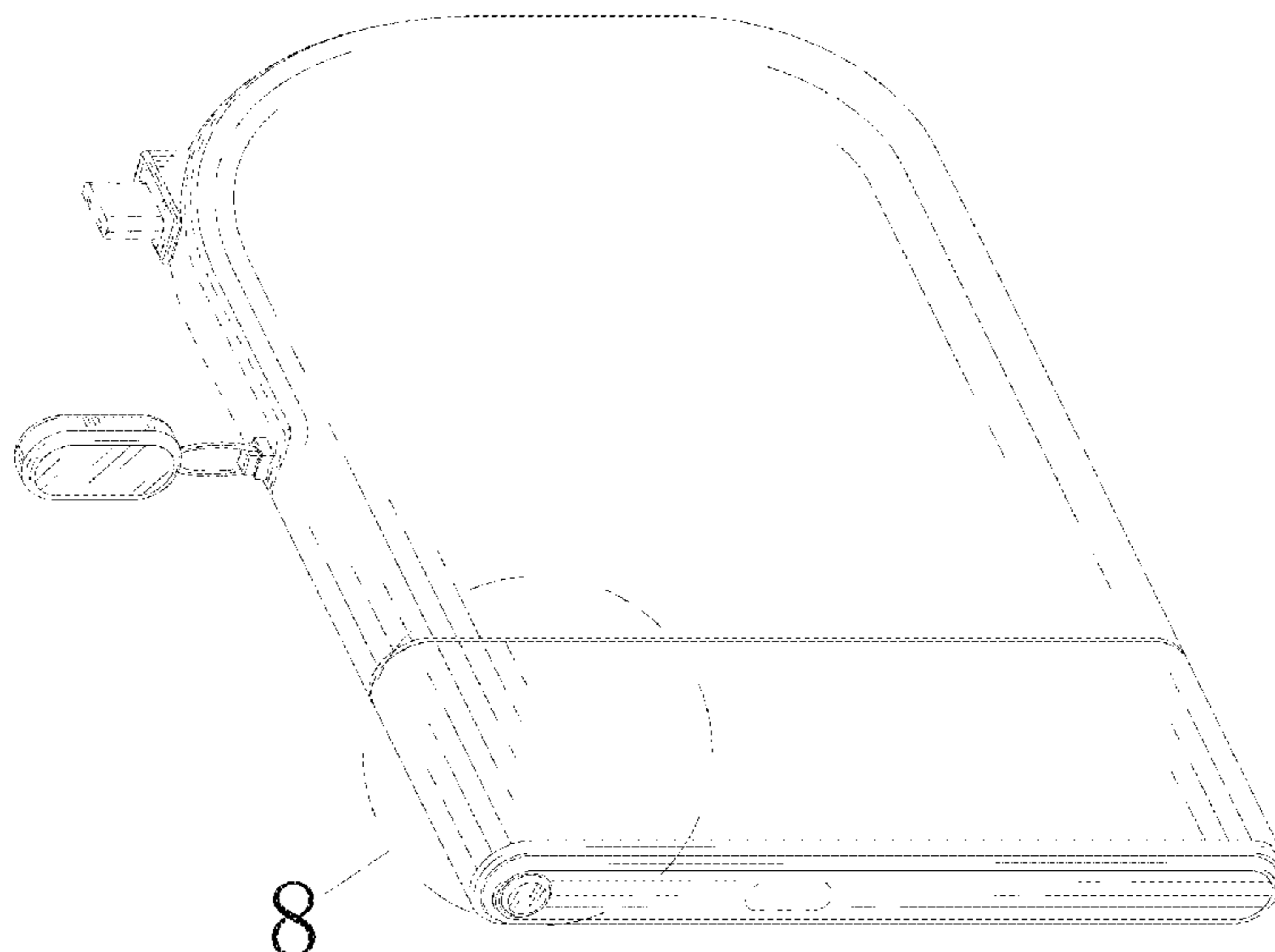
(57) **CLAIM**

The ornamental design for a portable charger, as shown and described.

DESCRIPTION

FIG. 1 is a perspective view of a portable charger; FIG. 2 is a front view thereof; FIG. 3 is a rear view thereof; FIG. 4 is a left side view thereof; FIG. 5 is a right side view thereof; FIG. 6 is a top view thereof; and FIG. 7 is a bottom view thereof; FIG. 8 is an enlarged view thereof of portion “8” shown in FIG. 1; and, FIG. 9 is an enlarged view thereof of portion “9” shown in FIG. 4.
In the drawings, the broken lines represent portions of the article which form no part of the claimed design.

1 Claim, 9 Drawing Sheets



(56)

References Cited

U.S. PATENT DOCUMENTS

2009/0108802 A1* 4/2009 Wu H01M 10/425
320/103
2016/0049818 A1* 2/2016 Yao G06K 19/06037
320/103

* cited by examiner

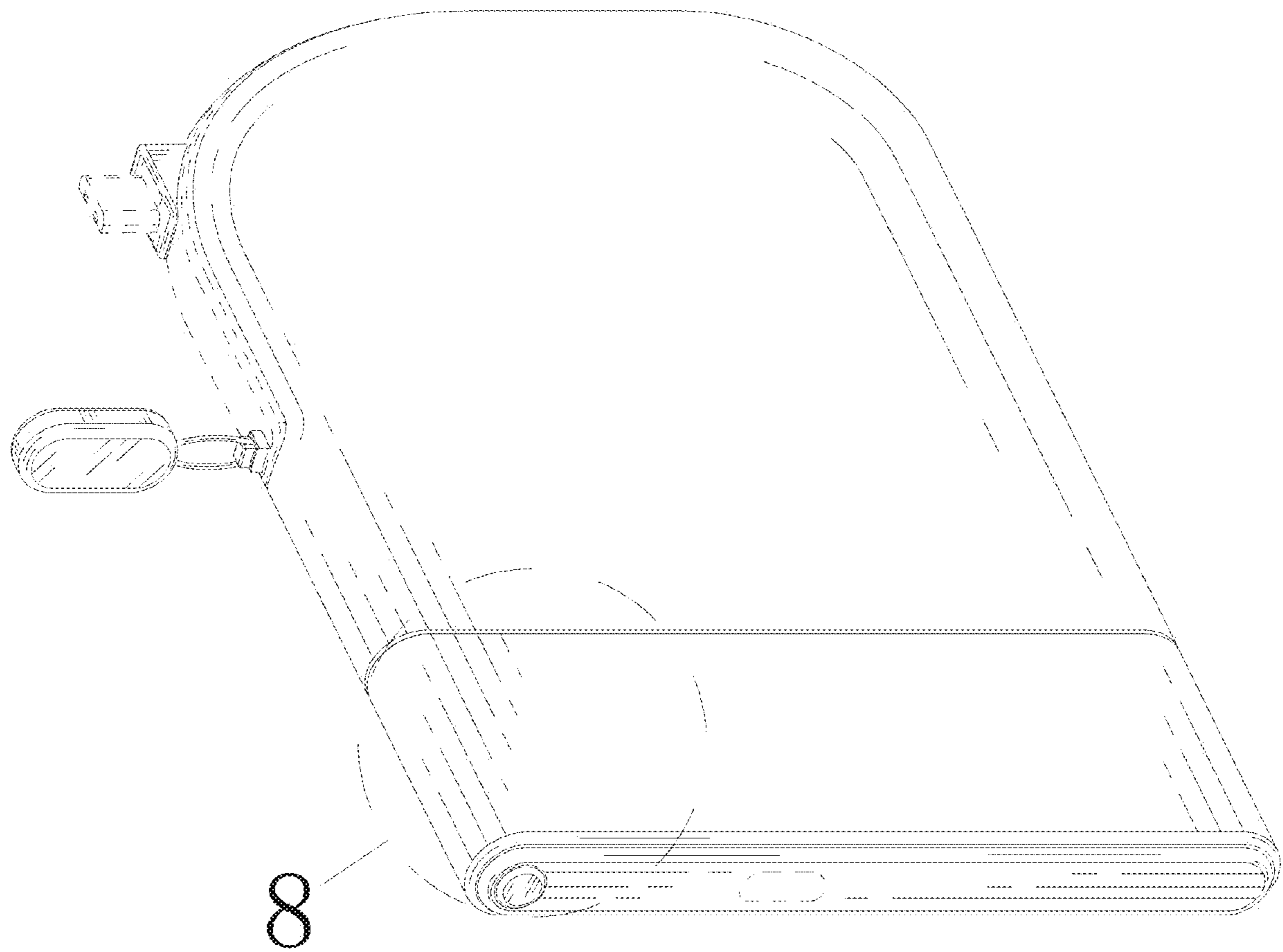


FIG. 1

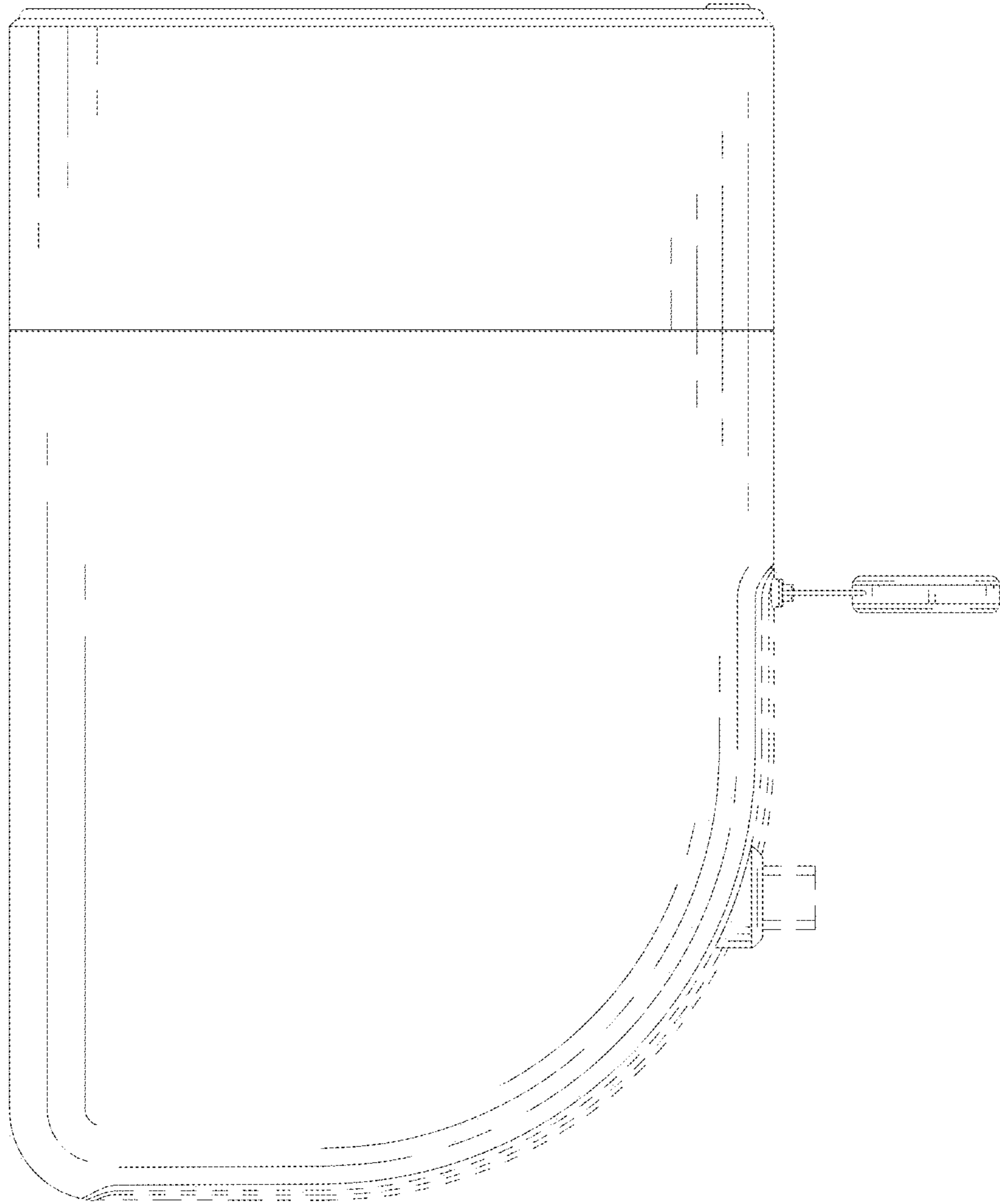


FIG. 2

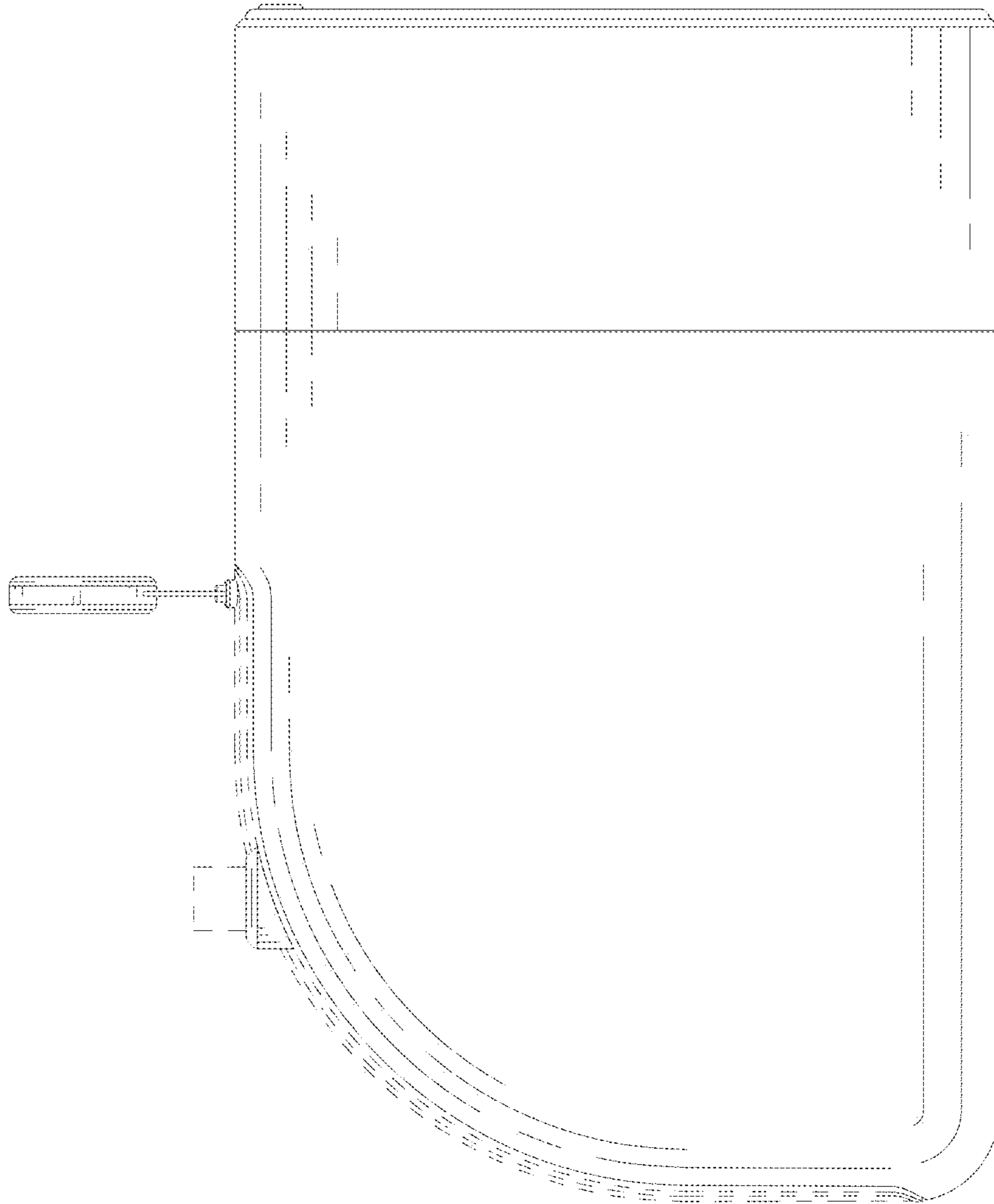


FIG. 3

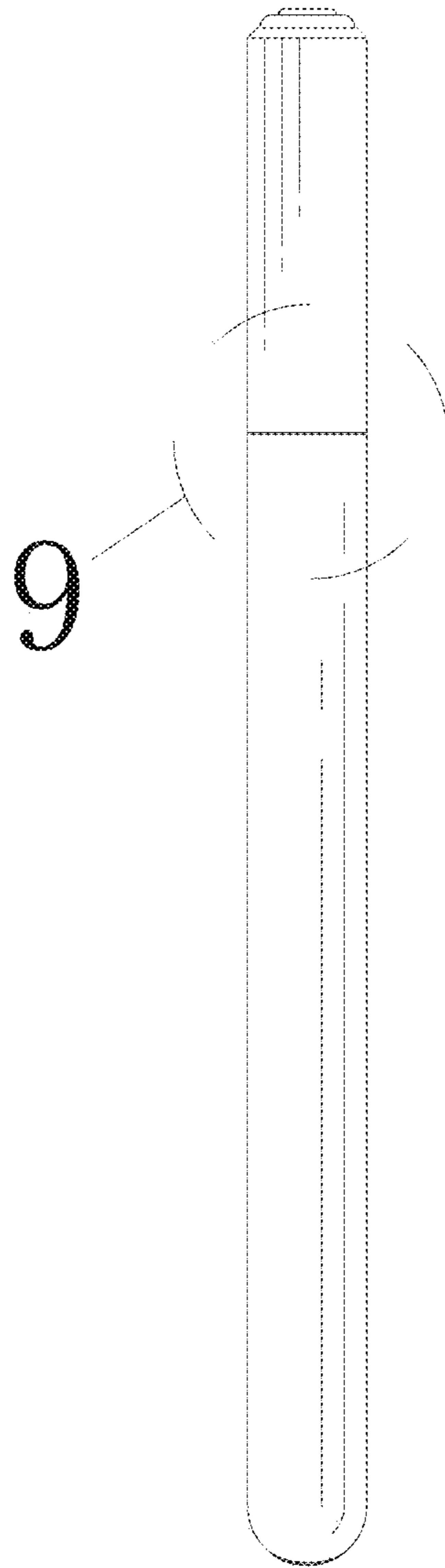


FIG. 4

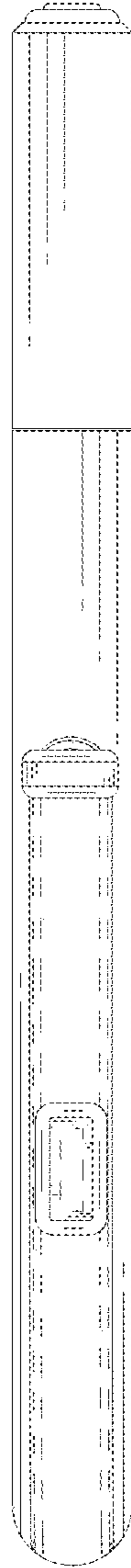


FIG. 5



FIG. 6



FIG. 7




FIG. 8




FIG. 9