



US00D909957S

(12) **United States Design Patent** (10) **Patent No.:** **US D909,957 S**
Zhou et al. (45) **Date of Patent:** **** Feb. 9, 2021**

- (54) **BUSBAR-LESS SOLAR CELL**
- (71) Applicant: **The Solaria Corporation**, Fremont, CA (US)
- (72) Inventors: **Lisong Zhou**, Fremont, CA (US);
Huaming Zhou, Wuxi Jiangsu (CN)
- (73) Assignee: **THE SOLARIA CORPORATION**, Fremont, CA (US)

3,811,181 A 5/1974 Leinkram et al.
 3,837,924 A 9/1974 Baron
 4,040,867 A 8/1977 Forestieri et al.
 (Continued)

FOREIGN PATENT DOCUMENTS

CN 102655030 A 9/2012
 CN 202977481 U 6/2013
 (Continued)

- (**) Term: **15 Years**
- (21) Appl. No.: **29/674,966**
- (22) Filed: **Dec. 27, 2018**

OTHER PUBLICATIONS

Search Report issued in ROC (Taiwan) Design Patent Application No. 107302413 dated May 1, 2019.

Primary Examiner — Derrick E Holland

(57) **CLAIM**

The ornamental design for a busbar-less solar cell, as shown and described.

DESCRIPTION

FIG. 1 is a top perspective view of the first embodiment of a busbar-less solar cell showing our new design;
 FIG. 2 is a top plan view thereof;
 FIG. 3 is a bottom plan view thereof;
 FIG. 4 is a right side elevation view thereof;
 FIG. 5 is a left side elevation view thereof;
 FIG. 6 is a back elevation view thereof;
 FIG. 7 is a front elevation view thereof;
 FIG. 8 is a top perspective view of the second embodiment of a busbar-less solar cell showing our new design;
 FIG. 9 is a top plan view thereof;
 FIG. 10 is a bottom plan view thereof;
 FIG. 11 is a right side elevation view thereof;
 FIG. 12 is a left side elevation view thereof;
 FIG. 13 is a back elevation view thereof; and,
 FIG. 14 is a front elevation view thereof.
 All elements shown in the top plan view of FIGS. 1, 2, 8 and 9 are structural lines on the surface and are flat with the top surface.

Related U.S. Application Data

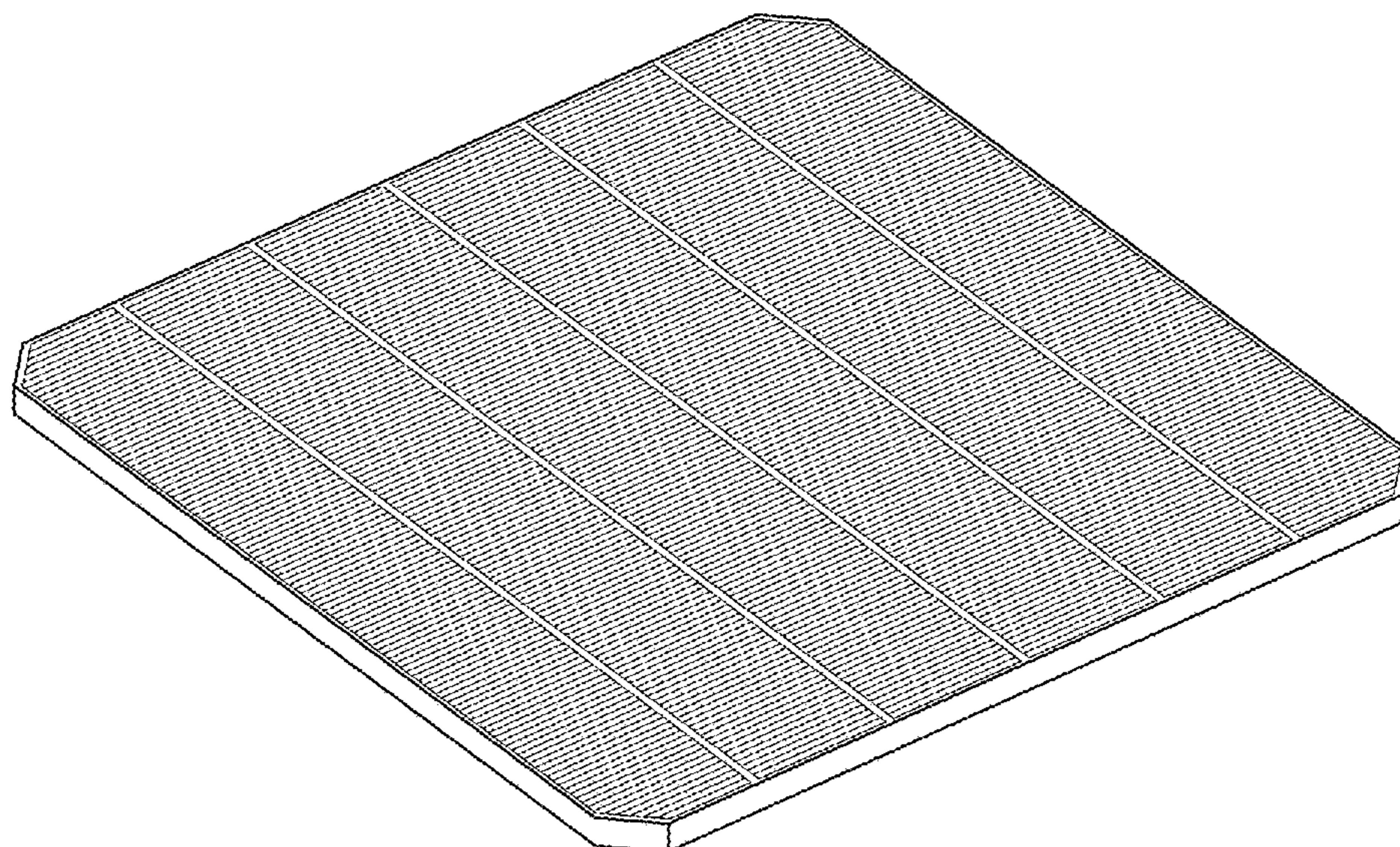
- (62) Division of application No. 29/624,308, filed on Oct. 31, 2017, now Pat. No. Des. 839,180.
- (51) **LOC (13) Cl.** **13-02**
- (52) **U.S. Cl.**
USPC **D13/102**
- (58) **Field of Classification Search**
USPC D13/101, 102, 107, 133, 184, 199
CPC H01L 31/02; H01L 31/18; H01L 31/042;
H01L 31/048; H01L 31/0525; H01L 31/0203; H01L 31/02008; H01L 31/0504;
H01L 31/02013; H01L 27/142; H01L 27/1421; Y02E 10/40; Y02E 10/47; Y02E 10/50; Y02E 10/52; Y02E 10/54; Y02E 10/542; Y02E 10/544; H02S 30/10; H02S 40/34; H02S 40/44; H02J 7/0042
See application file for complete search history.

(56) **References Cited**

U.S. PATENT DOCUMENTS

3,340,096 A 9/1967 Mann et al.
 3,769,091 A 10/1973 Leinkram et al.

1 Claim, 6 Drawing Sheets



(56)

References Cited

U.S. PATENT DOCUMENTS

4,617,421 A 10/1986 Nath et al.
 4,877,460 A 10/1989 Flodl
 5,096,505 A 3/1992 Fraas et al.
 5,547,516 A 8/1996 Luch
 5,575,861 A 11/1996 Younan et al.
 5,735,966 A 4/1998 Luch
 6,232,545 B1 5/2001 Samaras et al.
 6,414,235 B1 7/2002 Luch
 6,459,032 B1 10/2002 Luch
 D559,174 S * 1/2008 Sharma D13/102
 D616,359 S * 5/2010 Adriani D13/102
 7,732,243 B2 6/2010 Luch
 7,740,497 B2 6/2010 Nightingale
 7,898,053 B2 3/2011 Luch
 7,898,054 B2 3/2011 Luch
 7,989,692 B2 8/2011 Luch
 7,989,693 B2 8/2011 Luch
 8,007,306 B2 8/2011 Nightingale et al.
 D644,987 S * 9/2011 Casler D13/102
 D647,048 S * 10/2011 Sasada D13/102
 8,033,857 B2 10/2011 Nightingale et al.
 D652,375 S * 1/2012 Kannou D13/102
 D658,119 S 4/2012 Bamberg et al.
 8,198,696 B2 6/2012 Luch
 8,242,351 B2 8/2012 Gibson et al.
 D670,239 S 11/2012 Kannou et al.
 D679,650 S 4/2013 Farris, I et al.
 D689,016 S * 9/2013 Nook D13/102
 8,563,848 B1 10/2013 Wen et al.
 D699,176 S 2/2014 Salomon et al.
 D741,793 S 10/2015 Lim
 D742,306 S 11/2015 Tohoda et al.
 D748,572 S * 2/2016 Becker D13/102
 D762,163 S 7/2016 Parilla et al.
 D763,787 S 8/2016 Parilla et al.
 D781,230 S 3/2017 Gibson et al.
 D784,254 S 4/2017 Parilla et al.
 D788,027 S 5/2017 Gibson et al.
 9,935,222 B1 4/2018 Zhou et al.
 2003/0121228 A1 7/2003 Stoehr et al.
 2007/0235077 A1 10/2007 Nagata et al.
 2008/0011350 A1 1/2008 Luch
 2008/0216887 A1 9/2008 Hacke et al.
 2008/0314433 A1 12/2008 Luch
 2009/0107538 A1 4/2009 Luch
 2009/0120484 A1 5/2009 Nightingale
 2009/0293941 A1 12/2009 Luch
 2010/0024881 A1 2/2010 Hacke et al.
 2010/0078058 A1 4/2010 Nightingale et al.
 2010/0108118 A1 5/2010 Luch
 2010/0175743 A1 7/2010 Gonzalez et al.
 2011/0067754 A1 3/2011 Luch
 2011/0126878 A1 6/2011 Hacke et al.
 2011/0168238 A1 7/2011 Metin et al.
 2011/0186104 A1 8/2011 Shugar et al.

2011/0186107 A1 8/2011 Gibson et al.
 2011/0197947 A1 8/2011 Croft
 2011/0240096 A1 10/2011 Maheshwari
 2011/0315196 A1 12/2011 Gibson et al.
 2012/0031461 A1 2/2012 Luch
 2012/0125391 A1 5/2012 Pinarbasi et al.
 2012/0167945 A1 7/2012 Shugar et al.
 2012/0167946 A1 7/2012 Maheshwari et al.
 2012/0167947 A1 7/2012 Battaglia, Jr. et al.
 2012/0167948 A1 7/2012 Marathe et al.
 2012/0171802 A1 7/2012 Luch et al.
 2012/0204938 A1 8/2012 Hacke et al.
 2012/0211052 A1 8/2012 Marathe et al.
 2012/0318318 A1 12/2012 Metin et al.
 2012/0318319 A1 12/2012 Pinarbasi et al.
 2012/0325282 A1 12/2012 Snow et al.
 2013/0032194 A1 2/2013 Gibson et al.
 2013/0068827 A1 3/2013 Akimoto
 2014/0102502 A1 4/2014 Luch et al.
 2015/0194551 A1 * 7/2015 Crist H01L 31/0508
 136/244
 2016/0172515 A1 6/2016 Shugar et al.
 2016/0190356 A1 * 6/2016 Tohoda H01L 31/0504
 136/256
 2016/0226438 A1 8/2016 Gibson et al.
 2016/0226439 A1 8/2016 Gibson
 2017/0207351 A1 * 7/2017 Lee H01L 31/02243
 2017/0301802 A1 10/2017 Gibson
 2017/0301821 A1 10/2017 Gibson et al.
 2017/0301822 A1 10/2017 Gibson et al.
 2017/0336105 A1 11/2017 Au et al.

FOREIGN PATENT DOCUMENTS

CN 203242643 U 10/2013
 CN 203445139 U 2/2014
 CN 104201227 A 12/2014
 CN 104810412 A 7/2015
 CN 303773502 S 8/2016
 CN 205609546 U 9/2016
 CN 205609547 U 9/2016
 CN 205609548 U 9/2016
 ES 1073379 U 12/2010
 JP D1407747 2/2012
 JP 2013140841 A 7/2013
 KR 3005917830000 3/2011
 KR 3005917830001 3/2011
 KR 3005917880000 3/2011
 KR 3005918080000 3/2011
 KR 3005918320000 3/2011
 KR 3006376780001 12/2013
 WO 2012091781 A1 7/2012
 WO 2012091782 A1 7/2012
 WO 2012106003 A1 8/2012
 WO 2014112424 A1 7/2014
 WO 2016123559 A1 8/2016

* cited by examiner

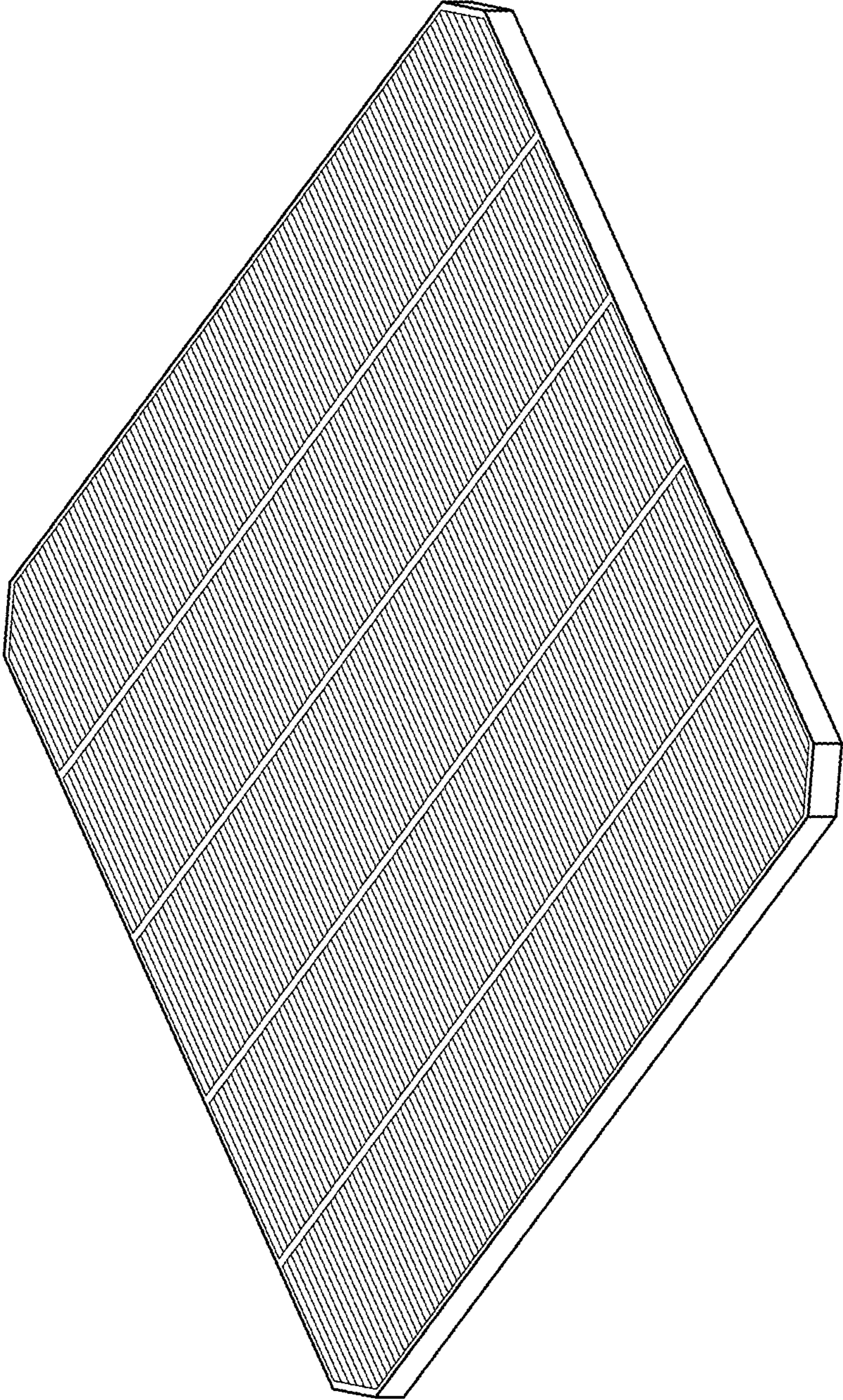


FIG. 1




FIG. 3




FIG. 2



FIG. 4

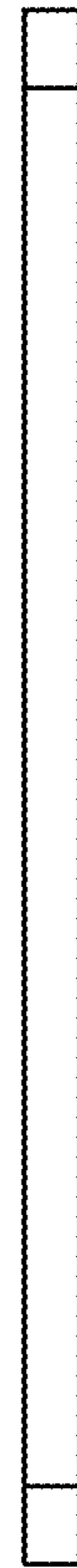


FIG. 5



FIG. 6




FIG. 7

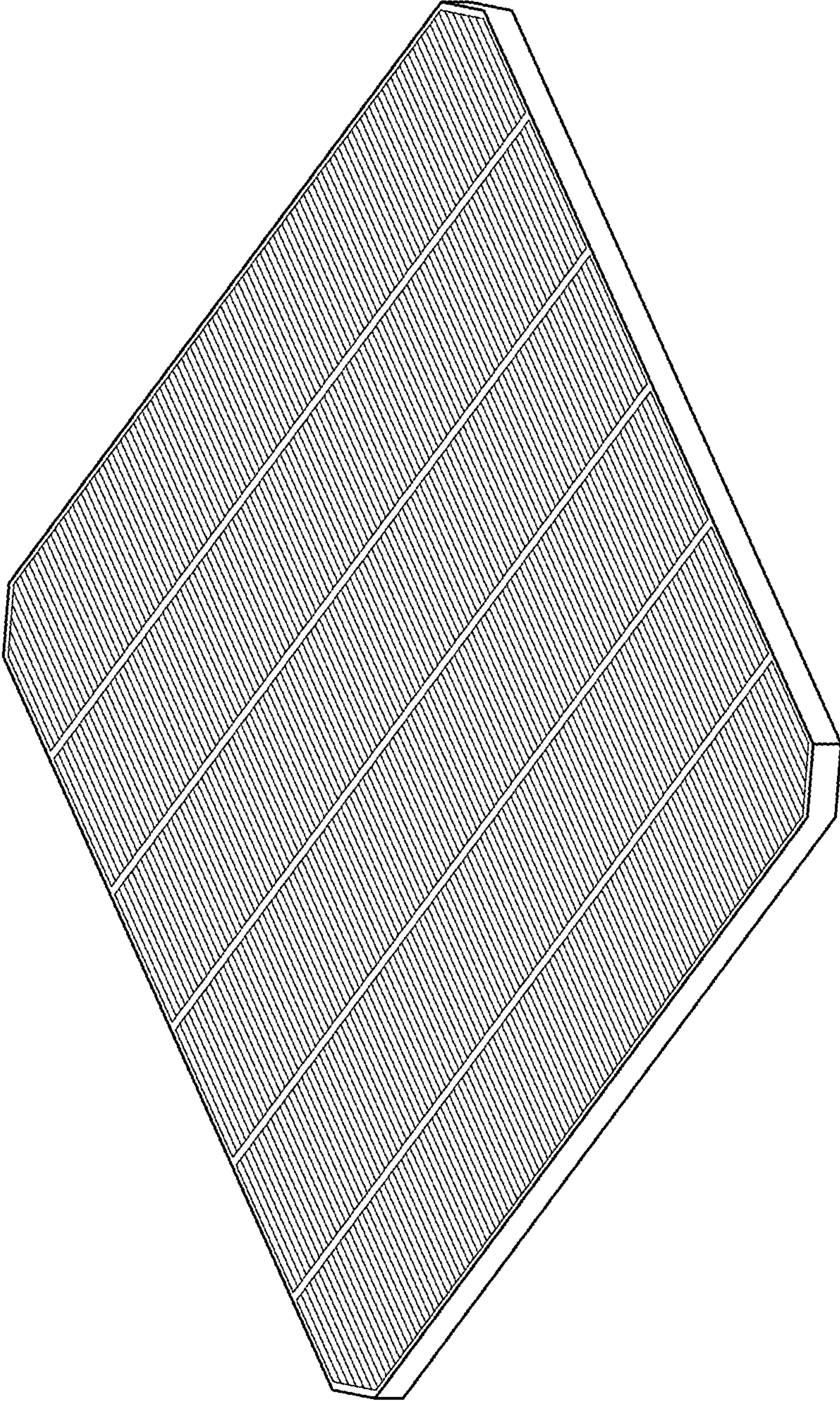


FIG. 8




FIG. 10




FIG. 9

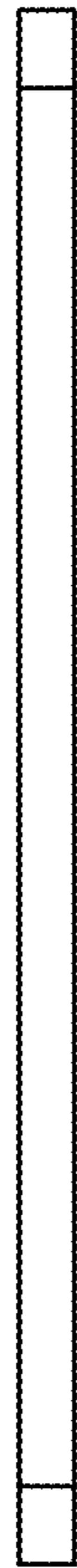


FIG. 11

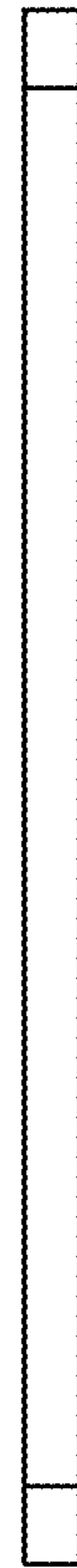


FIG. 12



FIG. 13




FIG. 14