



US00D909954S

(12) **United States Design Patent** (10) **Patent No.:** **US D909,954 S**  
**Hadley et al.** (45) **Date of Patent:** **\*\* Feb. 9, 2021**

(54) **SET OF RECOVERY BOARDS INCLUDING BASE PLATE**

D364,837 S \* 12/1995 Hargrove ..... D12/400  
5,486,027 A \* 1/1996 Dionne ..... A01B 1/022  
238/14  
5,538,183 A \* 7/1996 McGee ..... B60B 39/12  
238/14

(71) Applicant: **Haigh Australia Pty Ltd**, Brisbane (AU)

(Continued)

(72) Inventors: **Christopher Edwin Hadley**, Brisbane (AU); **Ian Paul Smith**, Brisbane (AU)

*Primary Examiner* — Michelle E. Wilson

*Assistant Examiner* — Clese Moore, Jr.

(73) Assignee: **Haigh Australia Pty Ltd**, Bulimba (AU)

(74) *Attorney, Agent, or Firm* — Wegman Hessler

(\*\*) Term: **15 Years**

(57) **CLAIM**

The ornamental design for a set of recovery boards including base plate, as shown and described.

(21) Appl. No.: **29/700,968**

**DESCRIPTION**

(22) Filed: **Aug. 7, 2019**

FIG. 1 is a front view of a set of recovery boards including base plate showing our new design;

FIG. 2 is a rear view, thereof;

FIG. 3 is a side view, thereof;

(30) **Foreign Application Priority Data**

Mar. 25, 2019 (AU) ..... 201911627

FIG. 4 is a side view of two stacked set of recovery boards including base plates;

(51) **LOC (13) Cl.** ..... **12-15**

FIG. 5 is a top view of a set of recovery boards including base plate;

(52) **U.S. Cl.**  
USPC ..... **D12/608**

FIG. 6 is a front top perspective view, thereof;

FIG. 7 is a rear top perspective view, thereof;

(58) **Field of Classification Search**  
USPC ..... D12/608, 400, 203, 217; D6/582–586,  
D6/592–594; D25/69

FIG. 8 is a front top perspective view of a set of recovery boards including base plate with an enlarged view of a cleat portion of the set of recovery boards including base plate;

CPC ..... B60B 39/12

FIG. 9 is a front top perspective view of two stacked set of recovery boards including base plates;

See application file for complete search history.

FIG. 10 is a rear top perspective view of a recovery board with an attached base plate, and an enlarged view of a portion of the base plate;

(56) **References Cited**

**U.S. PATENT DOCUMENTS**

D255,560 S \* 6/1980 LaPointe ..... D12/608

D255,791 S \* 7/1980 LaPointe ..... D12/608

4,300,722 A \* 11/1981 Simmons ..... B60B 39/12  
238/14

FIG. 11 is a top perspective view of two recovery boards joined with a base plate;

D301,222 S \* 5/1989 Smith ..... D12/608

D308,035 S \* 5/1990 Goto ..... D12/608


D315,326 S \* 3/1991 Pinto ..... D12/608

D355,807 S \* 2/1995 O'Rourke ..... D6/582

FIG. 12 is a bottom perspective view of a set of recovery boards including base plate; and,

FIG. 13 is a bottom perspective view of a recovery board including a base plate.

**1 Claim, 13 Drawing Sheets**



(56)

**References Cited**

U.S. PATENT DOCUMENTS

D450,645 S \* 11/2001 Love ..... D12/203  
 6,394,362 B1 \* 5/2002 Kramr ..... B60B 39/12  
 238/14  
 6,520,420 B1 \* 2/2003 Singh ..... B60B 39/12  
 238/14  
 7,350,719 B1 \* 4/2008 Brenner ..... B60B 39/12  
 238/14  
 D615,032 S \* 5/2010 Pinto ..... D12/608  
 D643,806 S \* 8/2011 Yeh ..... D12/608  
 D649,928 S \* 12/2011 Cui ..... D12/608  
 D654,428 S \* 2/2012 Chiang ..... D12/608  
 8,231,066 B2 \* 7/2012 McCarthy ..... B60B 39/12  
 238/14  
 D669,025 S \* 10/2012 Spektor ..... D12/608  
 8,448,877 B1 \* 5/2013 Aubin ..... B60C 27/00  
 238/14  
 D700,887 S \* 3/2014 Minnis ..... D12/608  
 D702,057 S \* 4/2014 Nutzati ..... D6/585  
 D710,790 S \* 8/2014 O'Dell ..... D12/608  
 D829,148 S \* 9/2018 Joyce ..... D12/203  
 2008/0217077 A1 \* 9/2008 McCarthy ..... B60B 39/12  
 180/9  
 2020/0307313 A1 \* 10/2020 Hadley ..... B60B 39/12

\* cited by examiner




Fig. 1




Fig. 2




Fig. 3

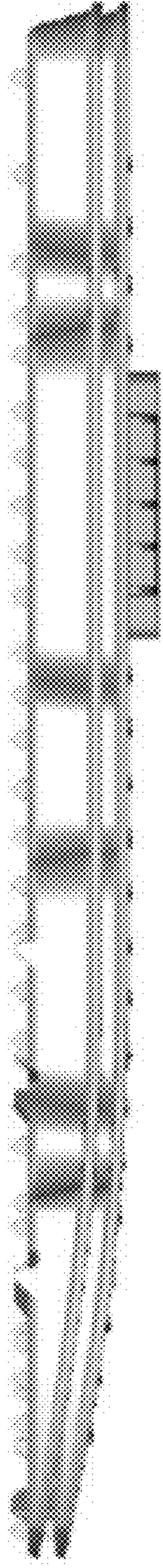


Fig. 4




Fig. 5



Fig. 6





Fig. 7




Fig. 8



Fig. 9

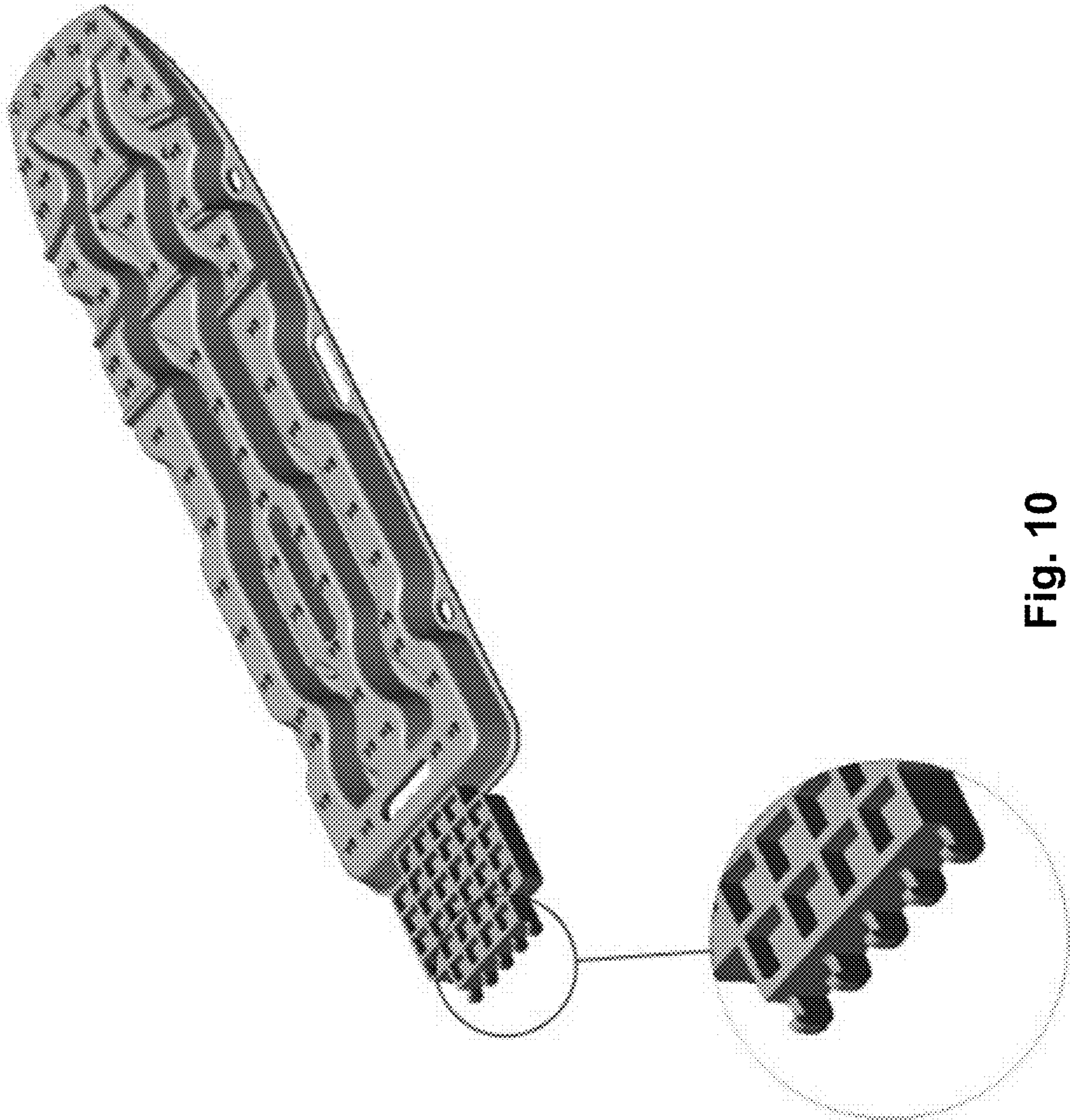


Fig. 10




Fig. 11



Fig. 12

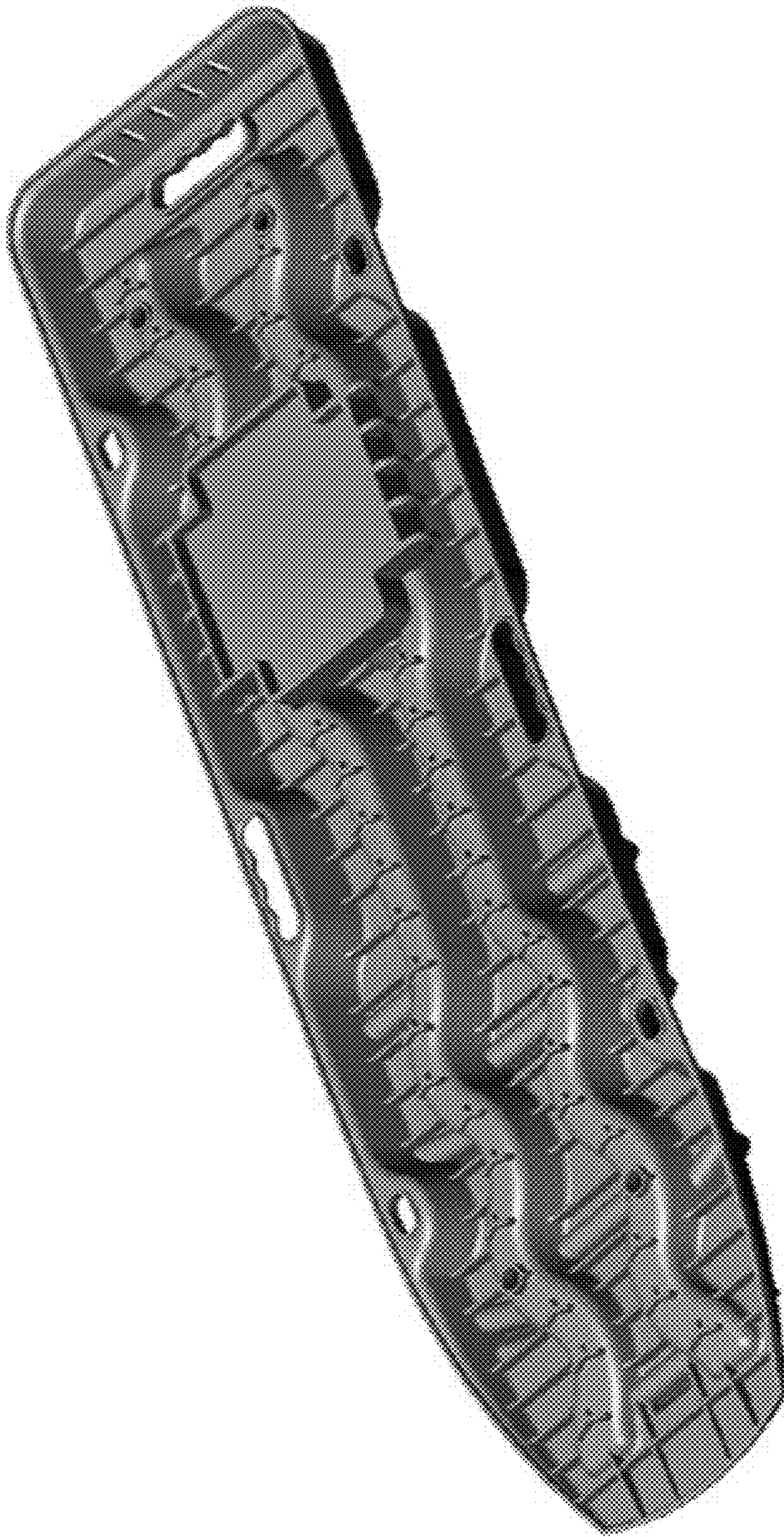


Fig. 13