



US00D909947S

(12) **United States Design Patent** (10) **Patent No.:** **US D909,947 S**
Doyle et al. (45) **Date of Patent:** **** Feb. 9, 2021**

(54) **SAIL FOR A BOAT** 2,699,136 A * 1/1955 Duerr B63B 15/02
114/102.24
(71) Applicant: **Velum Limited**, Geneva (CH) 5,048,443 A * 9/1991 Brown B63H 9/10
114/104
(72) Inventors: **Robbie Doyle**, Salem, MA (US); **Scott Ferguson**, Jamestown, RI (US) 6,817,308 B1 * 11/2004 Millder B63H 8/00
114/90
6,892,660 B2 * 5/2005 Ketterman B63H 9/065
114/102.24
(73) Assignee: **Velum Limited** 7,445,225 B2 * 11/2008 Volk B62B 15/001
280/1
(**) Term: **15 Years** 8,739,721 B2 * 6/2014 Lennon B63H 9/067
114/102.33
(21) Appl. No.: **29/680,223** 10,150,543 B2 * 12/2018 Johnston B63B 15/0083
(22) Filed: **Feb. 14, 2019**
(30) **Foreign Application Priority Data**

Aug. 24, 2018 (GB) 6042296
(51) **LOC (13) Cl.** **12-06**
(52) **U.S. Cl.**
USPC **D12/303**
(58) **Field of Classification Search**
USPC D12/300, 303, 307, 310, 317, 318, 304,
D12/306, 308, 312, 313, 314, 315, 316,
D12/413; D14/300; D21/542, 544
CPC B63B 1/00; B63B 1/042; B63B 1/125;
B63B 7/00; B63B 34/10; B63B 34/14;
B63H 8/00; B63H 9/00
See application file for complete search history.

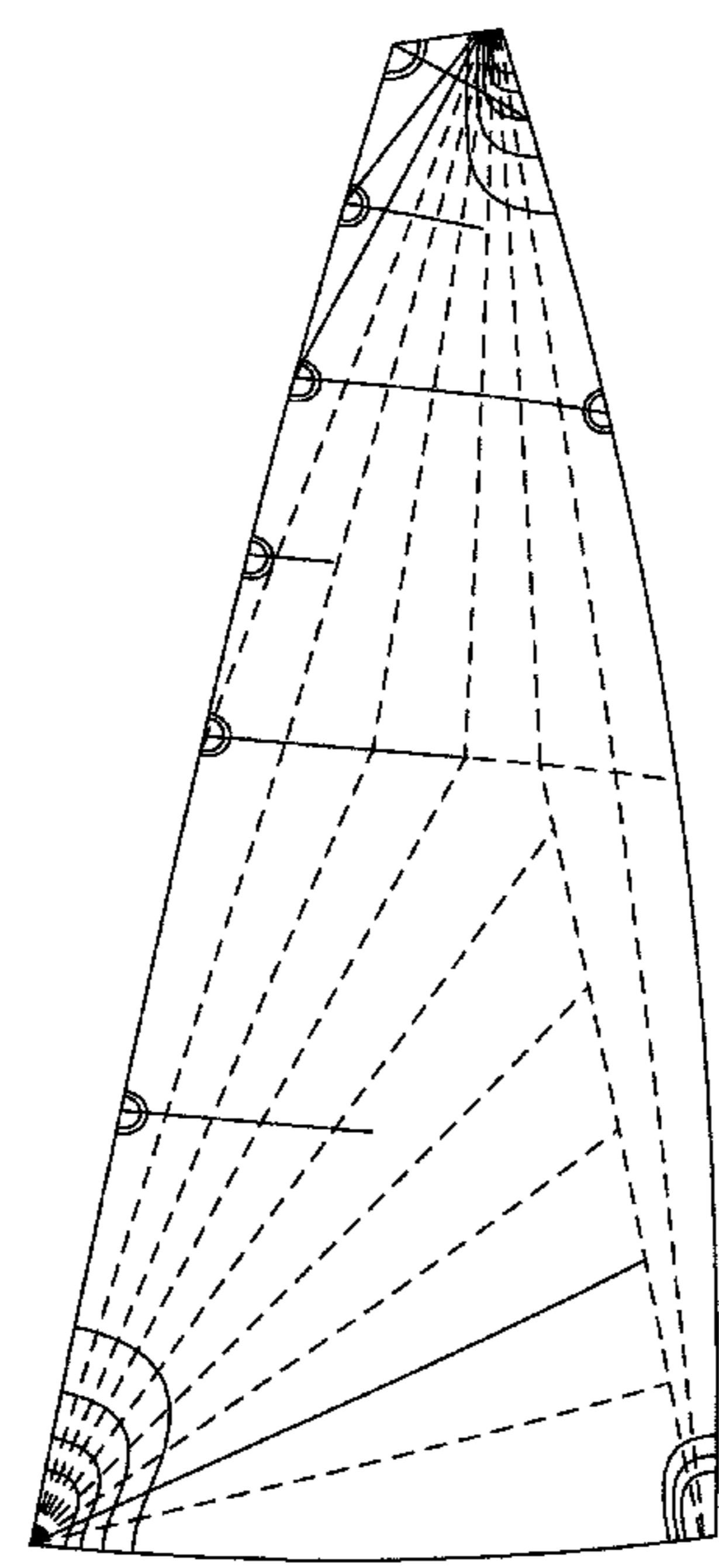
(56) **References Cited**
U.S. PATENT DOCUMENTS
1,864,964 A * 6/1932 Vaile B63H 9/06
114/102.13
2,038,166 A * 4/1936 Deal B62B 15/001
280/213
2,620,760 A * 12/1952 Melges B63H 9/10
114/102.22

* cited by examiner
Primary Examiner — Michael A. Pratt
Assistant Examiner — Adam C Mager
(74) *Attorney, Agent, or Firm* — Ulmer & Berne LLP

(57) **CLAIM**
The ornamental design for a sail for a boat, as shown and described.

DESCRIPTION
FIG. 1 is a front view of the sail for a boat, showing the new design;
FIG. 2 is a rear view of the sail for a boat;
FIG. 3 is a right side view of the sail for a boat;
FIG. 4 is a left side view of the sailboat;
FIG. 5 is a bottom view of the sail for a boat; and,
FIG. 6 is a left side view of the sail for a boat.
The broken lines showing the mast and boom outside the boundary of the sail illustrate the environment of the claimed design and form no part thereof. The broken lines within the boundary of the sail illustrate portions of the sail that form no part of the claimed design.

1 Claim, 6 Drawing Sheets






FIG. 1




FIG. 2

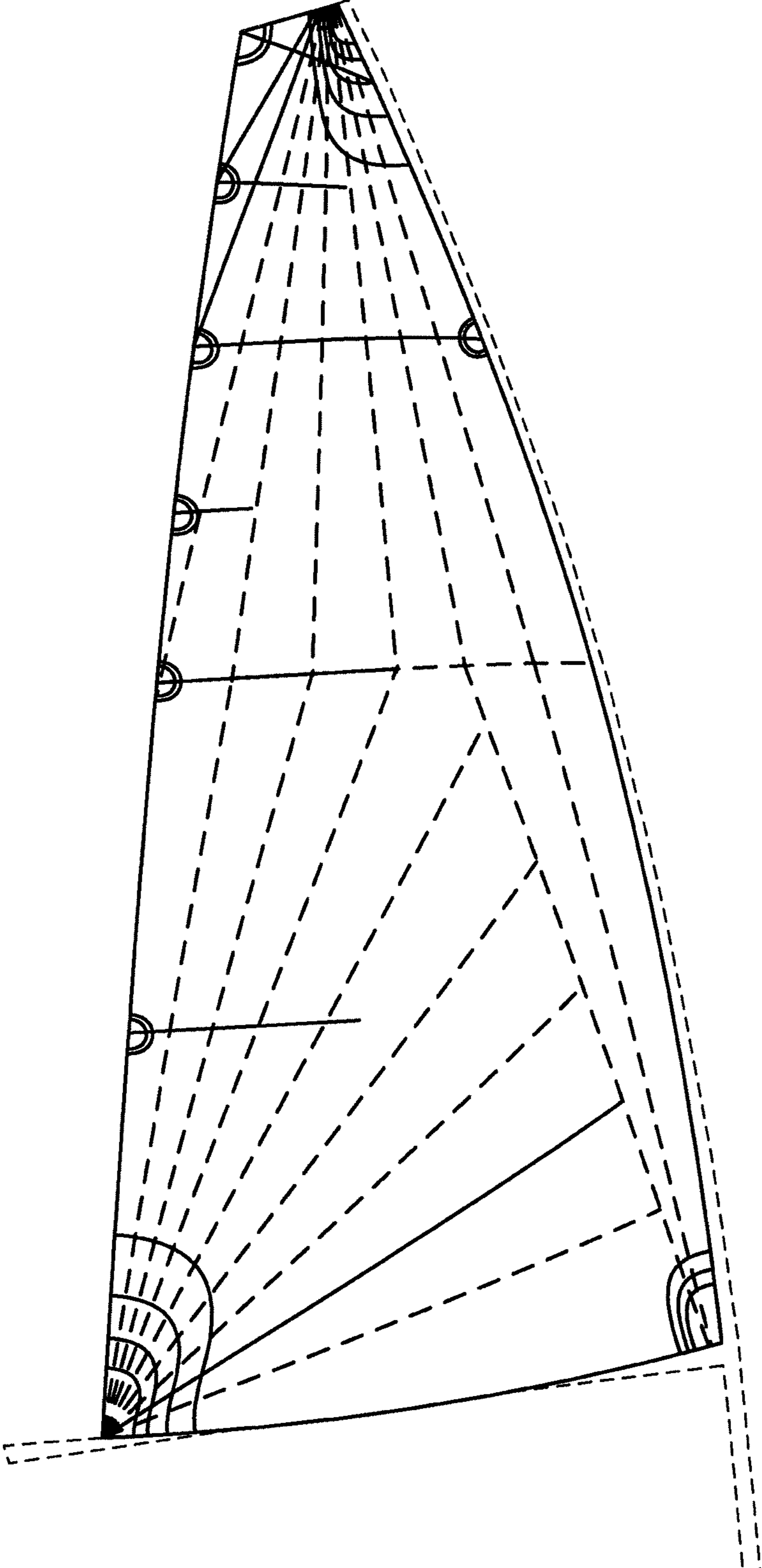


FIG. 3

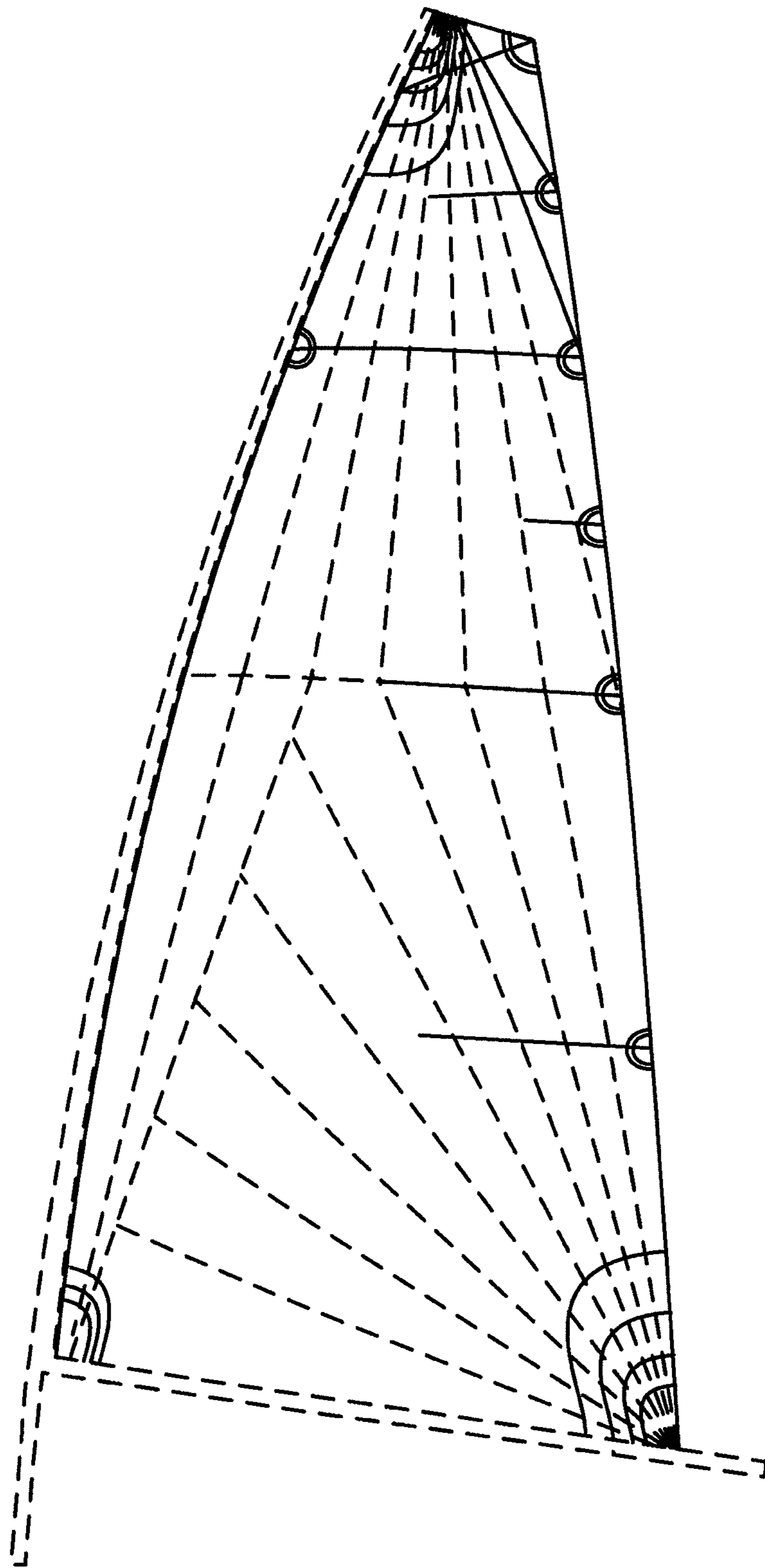


FIG. 4

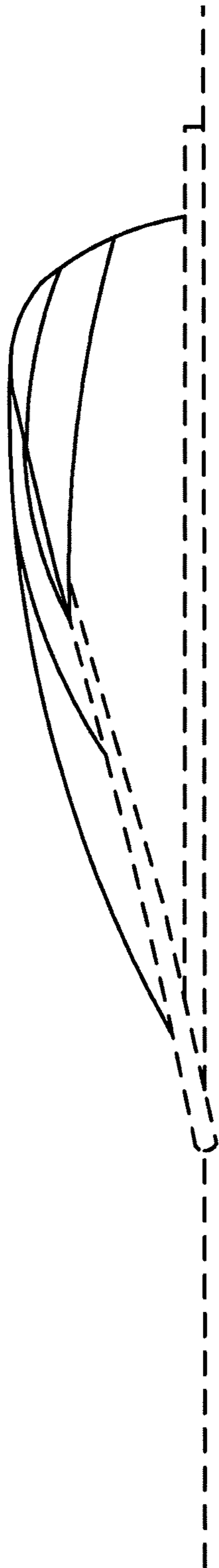


FIG. 5

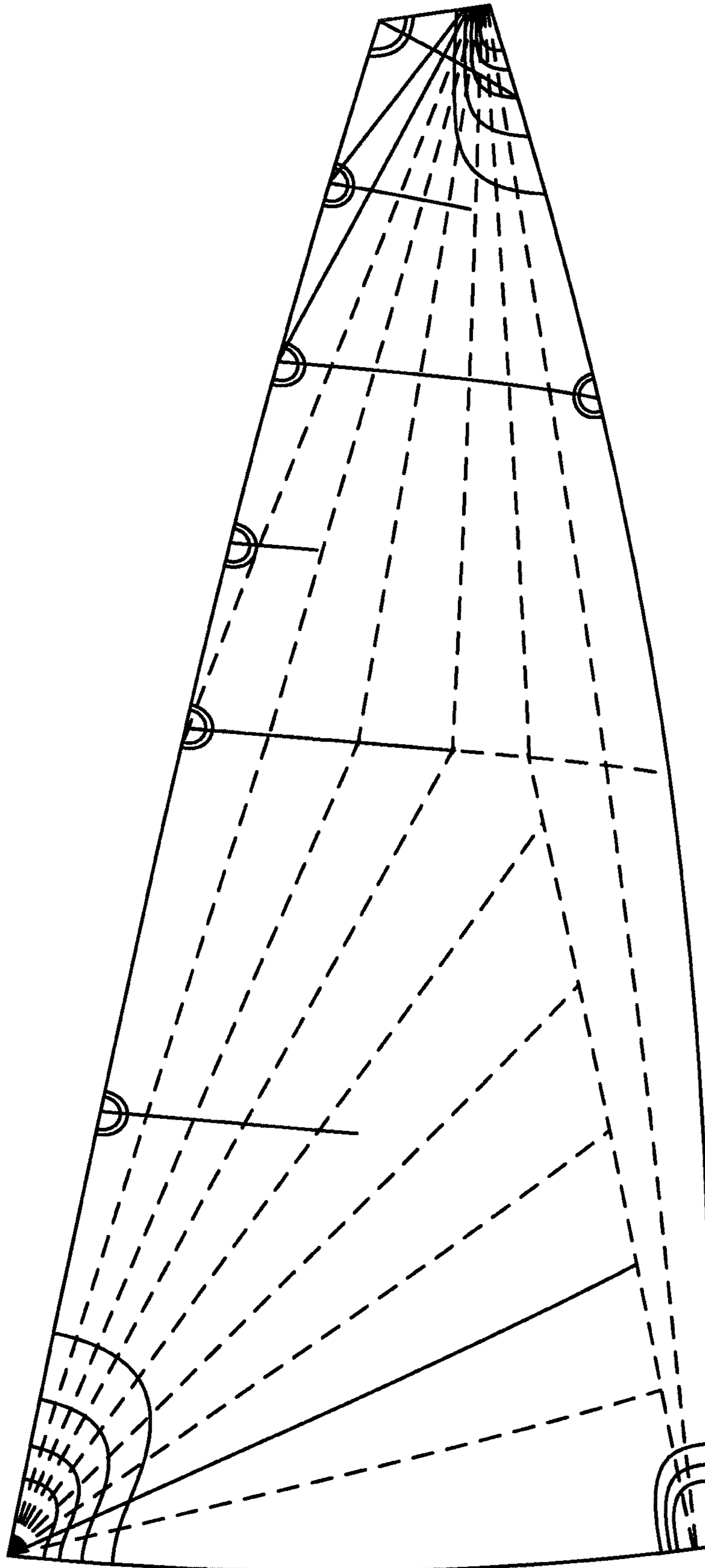


FIG. 6