



US00D909923S

(12) **United States Design Patent** (10) **Patent No.:** **US D909,923 S**
Seid (45) **Date of Patent:** **** Feb. 9, 2021**

(54) **TOW HOOK**
(71) Applicant: **Brent W. Seid**, Nampa, ID (US)
(72) Inventor: **Brent W. Seid**, Nampa, ID (US)
(**) Term: **15 Years**
(21) Appl. No.: **29/720,458**
(22) Filed: **Jan. 13, 2020**
(51) **LOC (13) Cl.** **12-16**
(52) **U.S. Cl.**
USPC **D12/162**
(58) **Field of Classification Search**
USPC D12/159, 160, 161, 162
CPC . B60D 1/60; B60D 1/065; B60D 1/00; B60D
1/06; B60D 1/36
See application file for complete search history.

(56) **References Cited**
U.S. PATENT DOCUMENTS
D414,732 S * 10/1999 Redmond D12/162
D847,037 S * 4/2019 Hancock D12/162
D847,698 S * 5/2019 Moore D12/162
D855,499 S * 8/2019 Siegel D12/162
D855,500 S * 8/2019 Metternich D12/162
D862,308 S * 10/2019 Siegel D12/162

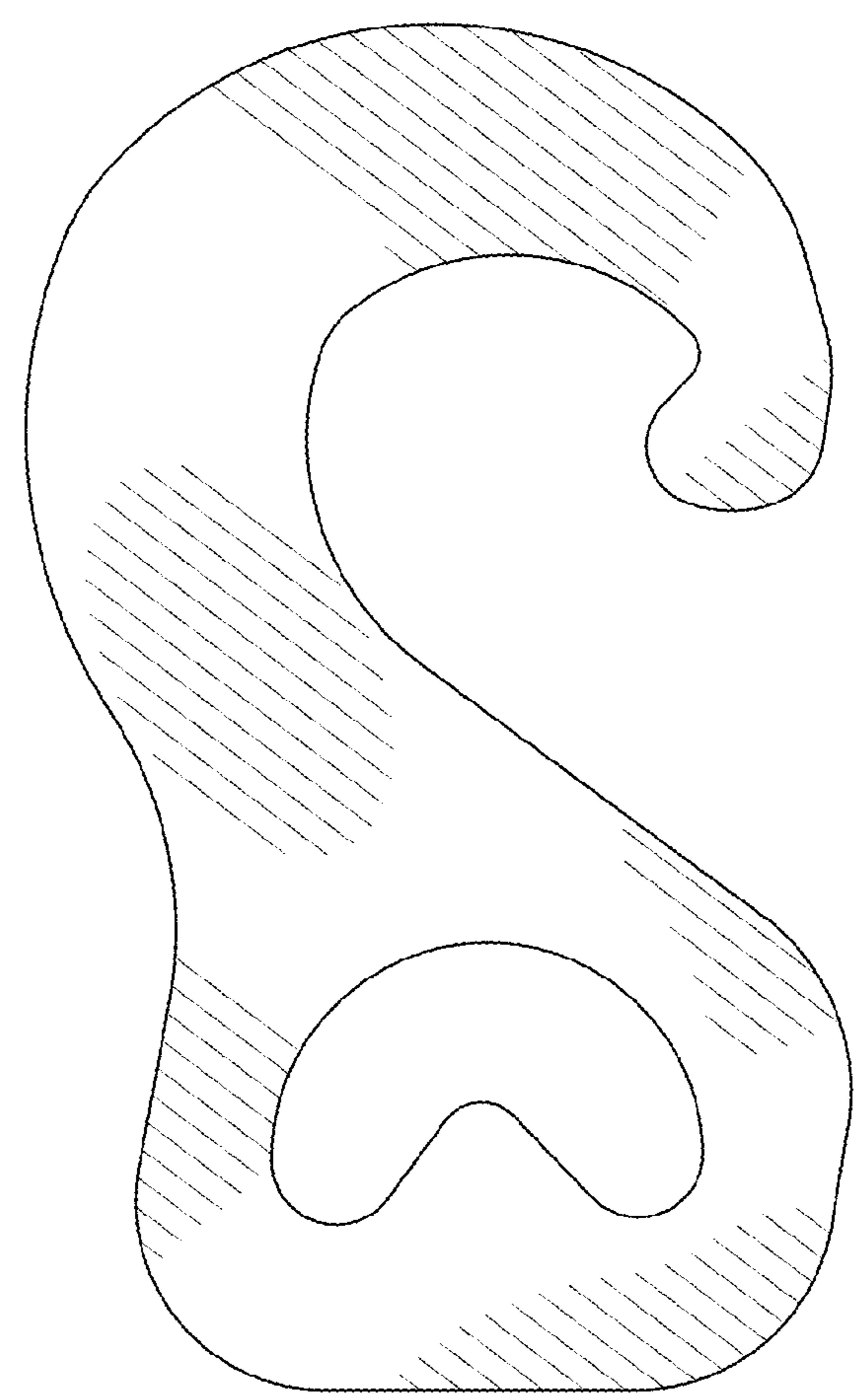
D863,124 S * 10/2019 Siegel D12/162
D873,723 S * 1/2020 Borkholder D12/162
D875,620 S * 2/2020 Watson D12/162
D876,290 S * 2/2020 Kirkland D12/162
D887,910 S * 6/2020 Noel D12/162
D888,618 S * 6/2020 Pang D12/162
D894,798 S * 9/2020 Cordeiro D12/162

* cited by examiner
Primary Examiner — Katrina A Betton
(74) *Attorney, Agent, or Firm* — Burdick Patents, P.A.;
Sean D. Burdick

(57) **CLAIM**
The ornamental design for a tow hook, as shown and described.

DESCRIPTION
FIG. 1 is a perspective view of a tow hook, showing my new design.
FIG. 2 is a top view thereof.
FIG. 3 is a bottom view thereof.
FIG. 4 is a right side view thereof.
FIG. 5 is a left side view thereof.
FIG. 6 is a front side view thereof; and,
FIG. 7 is a rear side view thereof.

1 Claim, 3 Drawing Sheets



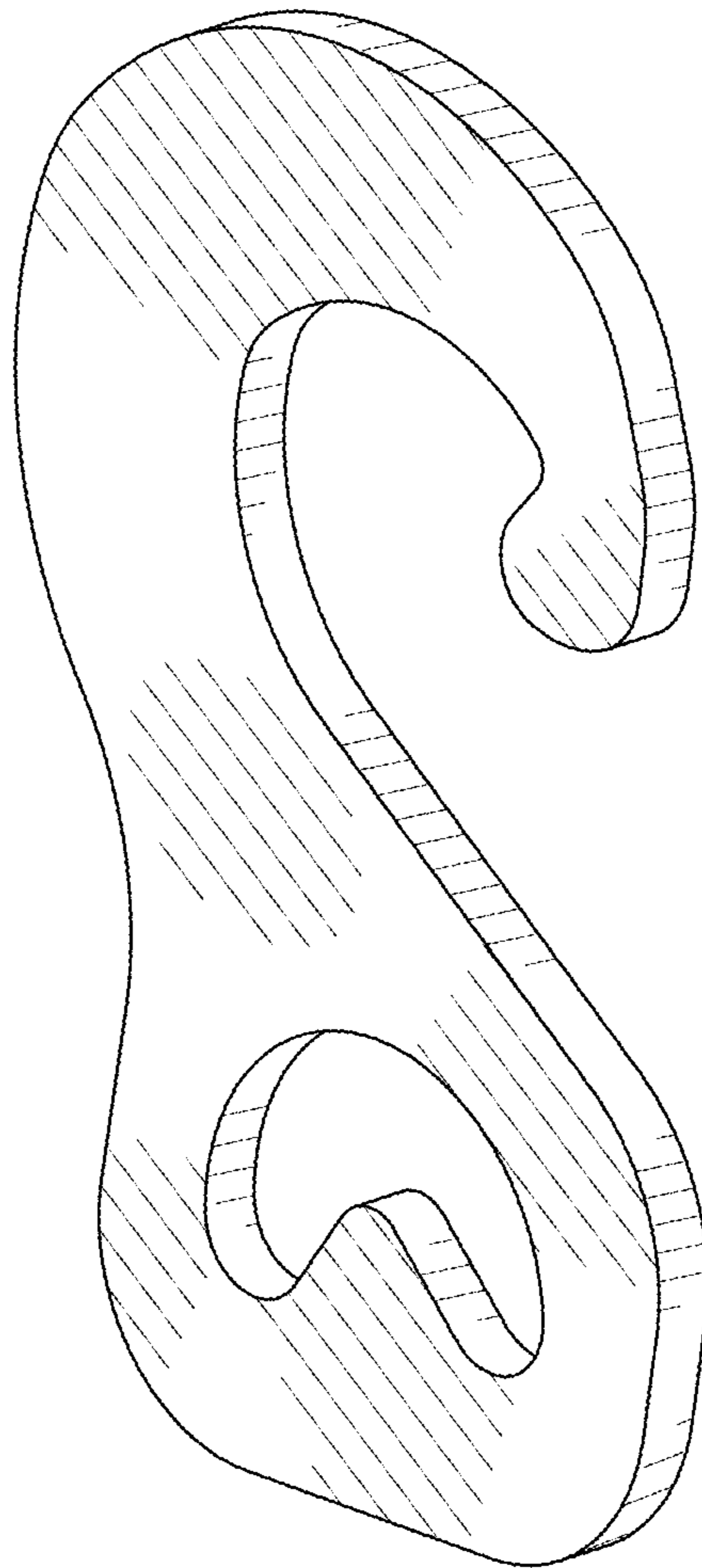


FIG. 1



FIG. 2



FIG. 3



FIG. 4




FIG. 5

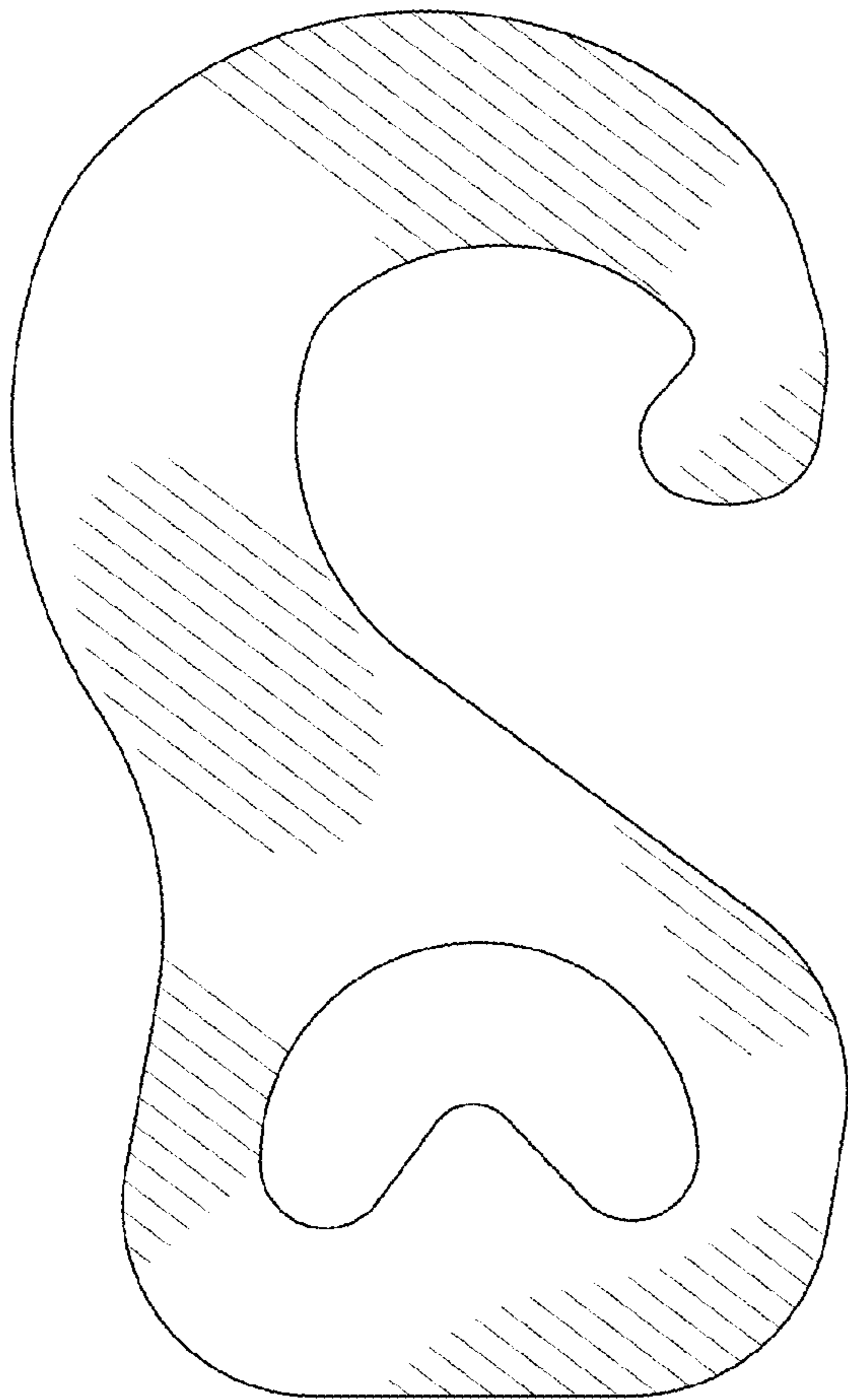


FIG. 6

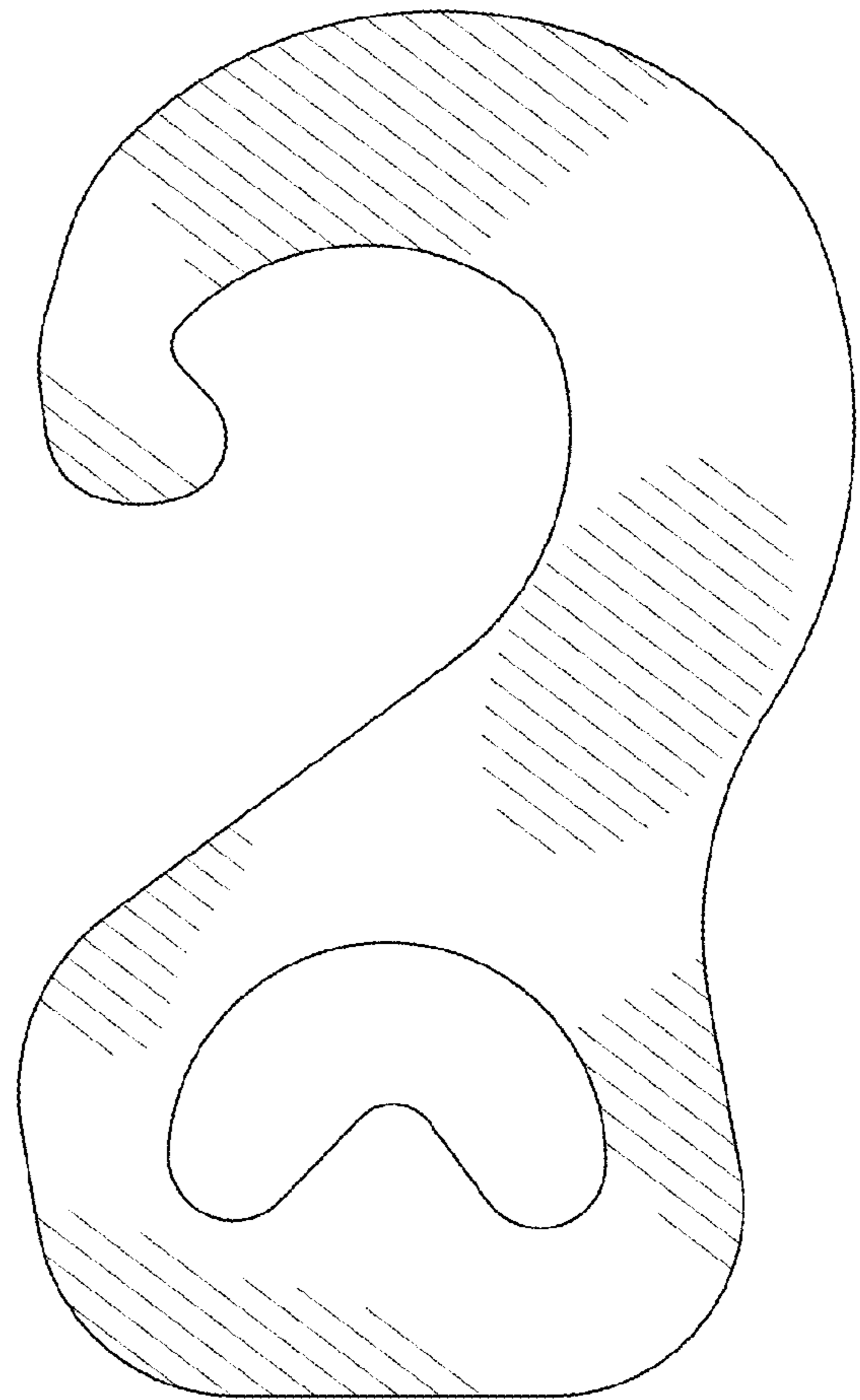


FIG. 7