



US00D909912S

(12) **United States Design Patent**
Wheel et al.

(10) **Patent No.:** **US D909,912 S**

(45) **Date of Patent:** **** Feb. 9, 2021**

(54) **VEHICLE**

(71) Applicant: **Jaguar Land Rover Limited**, Coventry (GB)

(72) Inventors: **Andrew Wheel**, Coventry (GB); **Borys Dabrowski**, Coventry (GB)

(73) Assignee: **Jaguar Land Rover Limited**, Coventry (GB)

(**) Term: **15 Years**

(21) Appl. No.: **29/688,880**

(22) Filed: **Apr. 25, 2019**

(30) **Foreign Application Priority Data**

Oct. 25, 2018 (EM) 005808466

(51) **LOC (13) Cl.** **12-08**

(52) **U.S. Cl.**
USPC **D12/91**

(58) **Field of Classification Search**
USPC D12/86, 90-92; D21/424, 433, 434;
296/181.1-181.5, 183.1

CPC B62D 25/00; B62D 25/06; B62D 33/00;
B62D 35/00

See application file for complete search history.

(56) **References Cited**

U.S. PATENT DOCUMENTS

D718,188 S * 11/2014 Wheel D12/91
D735,610 S * 8/2015 Wheel D12/91
D750,531 S * 3/2016 Watkins D12/91
D750,532 S * 3/2016 Frascella D12/91
D774,417 S * 12/2016 Watkins D12/91
D805,959 S * 12/2017 Wheel D12/91

D805,960 S * 12/2017 Wheel D12/91
D807,228 S * 1/2018 Woolley D12/91
D817,817 S * 5/2018 Frascella D12/91
D818,399 S * 5/2018 Frascella D12/91
D834,450 S * 11/2018 Hill D12/91
D840,269 S * 2/2019 Frascella D12/91
D840,272 S * 2/2019 Battams D12/91
D840,273 S * 2/2019 Battams D12/91
D840,274 S * 2/2019 Grewer D12/91
D849,600 S * 5/2019 Egan D12/91
D862,312 S * 10/2019 Frascella D12/164
D872,651 S * 1/2020 Pollard D12/91
D881,072 S * 4/2020 Frascella D12/91
D889,317 S * 7/2020 Frascella D12/91
D889,318 S * 7/2020 Egan D12/91

* cited by examiner

Primary Examiner — Melody N Brown

(74) *Attorney, Agent, or Firm* — Wood Herron & Evans LLP

(57) **CLAIM**

The ornamental design for a vehicle, as shown and described.

DESCRIPTION

FIG. 1 is a left, front perspective view of a vehicle showing our new design;

FIG. 2 is a right, rear perspective view thereof;

FIG. 3 is a front view thereof;

FIG. 4 is a rear view thereof;


FIG. 5 is a left side view thereof;

FIG. 6 is a right side view thereof; and,

FIG. 7 is a top view thereof.

The portions of the vehicle shown throughout the drawing views in broken lines are for environmental and illustrative purposes and form no part of the claimed design.

1 Claim, 7 Drawing Sheets






FIG. 1



FIG. 2



FIG. 3



FIG. 4




FIG. 5

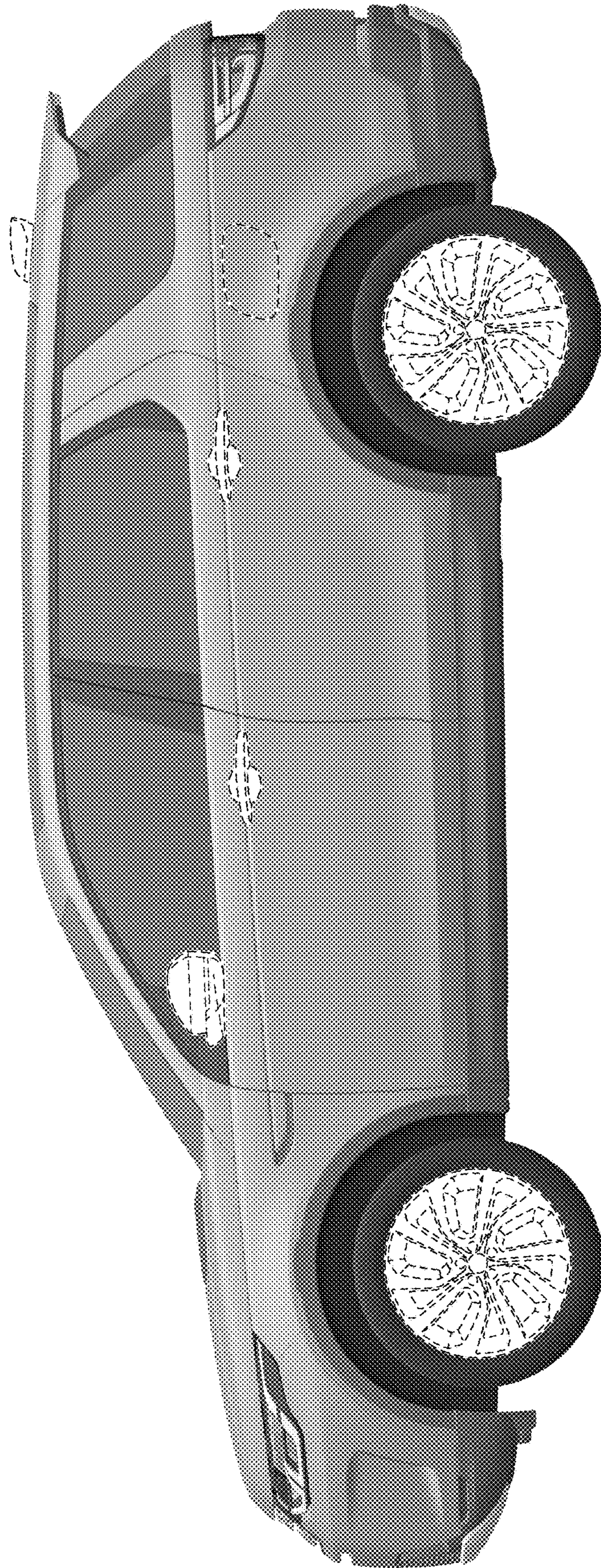


FIG. 6

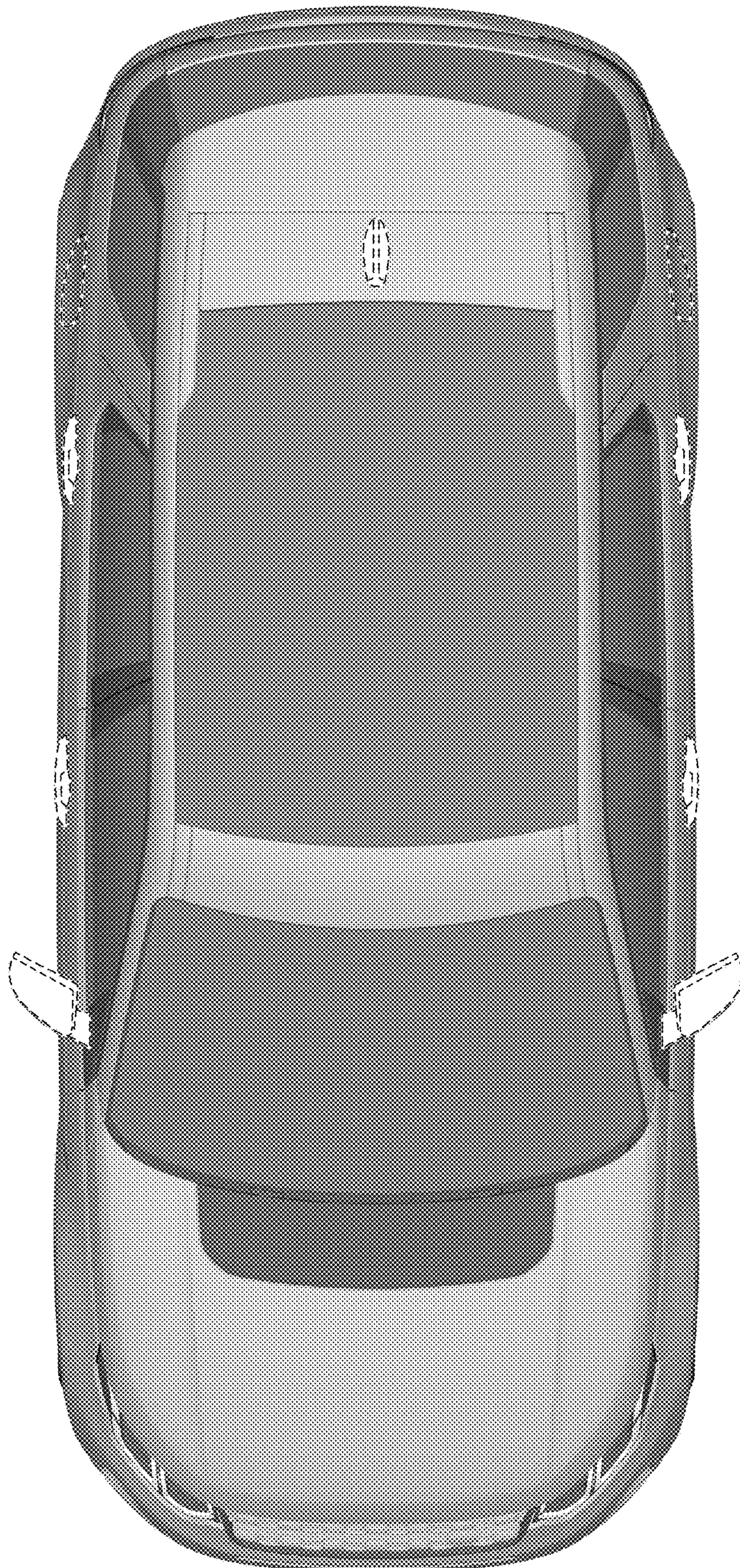


FIG. 7