



US00D909907S

(12) **United States Design Patent**
Liu

(10) **Patent No.:** **US D909,907 S**

(45) **Date of Patent:** **** Feb. 9, 2021**

(54) **FLOWER POT**

(71) Applicant: **Xiao Dan Liu**, Shanghai (CN)

(72) Inventor: **Xiao Dan Liu**, Shanghai (CN)

(**) Term: **15 Years**

(21) Appl. No.: **29/703,094**

(22) Filed: **Aug. 23, 2019**

(51) **LOC (13) Cl.** **11-02**

(52) **U.S. Cl.**
USPC **D11/152**

(58) **Field of Classification Search**

USPC D11/143-156, 164; D3/304, 306, 312;
D6/403, 404, 405, 556, 557, 558; D8/1;
D7/584, 587, 604, 606, 624.2, 624.3
CPC . A01G 9/00; A01G 9/02; A01G 9/021; A01G
9/022; A01G 9/027; A01G 9/029; A01G
9/085; A01G 9/122; A01G 31/02; A01G
31/06; A01G 5/04; A47G 7/00; A47G
7/02; A47G 7/03; A47G 7/06; A47G
7/08; B65D 81/38; B65D 81/3886
See application file for complete search history.

(56) **References Cited**

U.S. PATENT DOCUMENTS

- 1,641,244 A * 9/1927 Woodruff A01G 13/04
47/31.1
- 3,376,666 A * 4/1968 Leonard B65D 85/505
47/41.01
- 3,529,742 A * 9/1970 Cumming A47L 15/502
220/606
- 3,896,587 A * 7/1975 Insalaco A01G 9/021
47/65.5
- D243,112 S * 1/1977 Gross D11/152
- 4,160,342 A * 7/1979 Dryer A01G 27/04
47/80
- 4,231,189 A * 11/1980 Hochberg A01G 9/022
220/4.24
- D364,112 S * 11/1995 Dickinson D11/152
- D399,452 S * 10/1998 Durbin D11/152

- 6,058,651 A * 5/2000 Perez A01G 9/024
47/65.8
- 6,199,319 B1 * 3/2001 Skinner A01G 9/02
40/645
- 6,250,770 B1 * 6/2001 Countryman F21V 33/0028
362/122
- D461,432 S * 8/2002 Carlson D11/152
- D502,669 S * 3/2005 Smith D11/155
- D564,939 S * 3/2008 Fan D11/152
- D572,168 S * 7/2008 Kurtz D11/152
- 7,673,417 B2 * 3/2010 Smith A01G 9/02
47/66.7
- 7,818,918 B2 * 10/2010 Smith A01G 9/006
47/66.7
- 8,434,261 B2 * 5/2013 Nobbe A01G 9/021
47/65.7
- D715,649 S * 10/2014 O'Brien D9/500
- D849,596 S * 5/2019 Crosby D11/143
- D852,086 S * 6/2019 Crosby D11/143

(Continued)

Primary Examiner — Elizabeth A. Albert
(74) *Attorney, Agent, or Firm* — Dunlap Bennett & Ludwig, PLLC

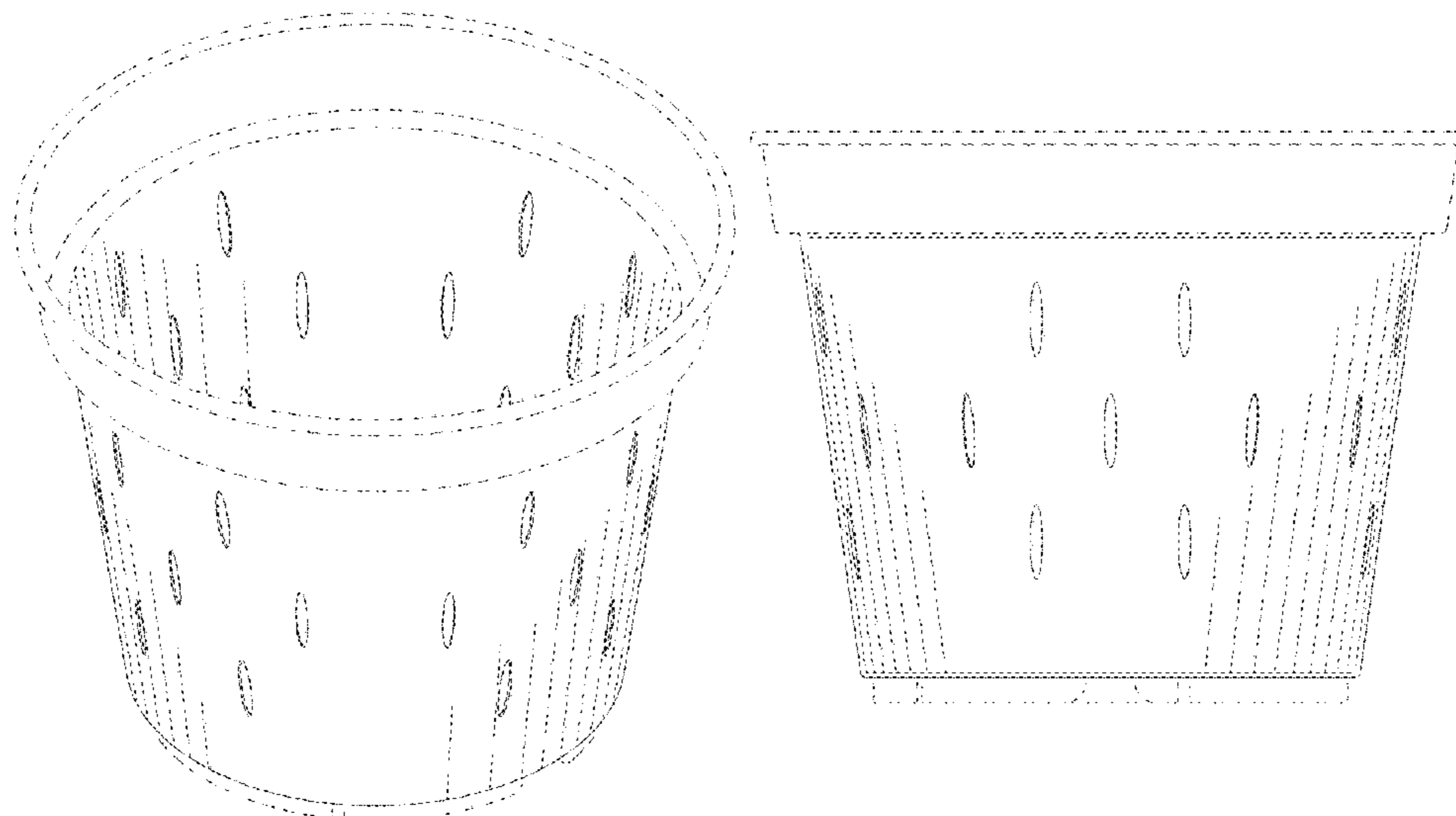
(57) **CLAIM**

The ornamental design for a flower pot, as shown and described.

DESCRIPTION

FIG. 1 is a front perspective view of a flower pot, showing my new design;
FIG. 2 is a front elevation view thereof;
FIG. 3 is a rear elevation view thereof;
FIG. 4 is a right-side elevation view thereof;
FIG. 5 is a left-side elevation view thereof; and,
FIG. 6 is a top plan view thereof.
The broken lines shown in the drawings depict portions of the flower pot that form no part of the claimed design.

1 Claim, 4 Drawing Sheets



(56)

References Cited

U.S. PATENT DOCUMENTS

D853,271 S * 7/2019 Crosby D11/143
10,342,183 B2 * 7/2019 Holby A01G 9/021
D864,018 S * 10/2019 Fishman D11/148
D869,951 S * 12/2019 Yi D9/500
10,687,479 B2 * 6/2020 Holby A01G 9/029
2008/0276531 A1 * 11/2008 Smith A01G 9/006
47/86
2016/0262315 A1 * 9/2016 Weder A01G 13/04

* cited by examiner

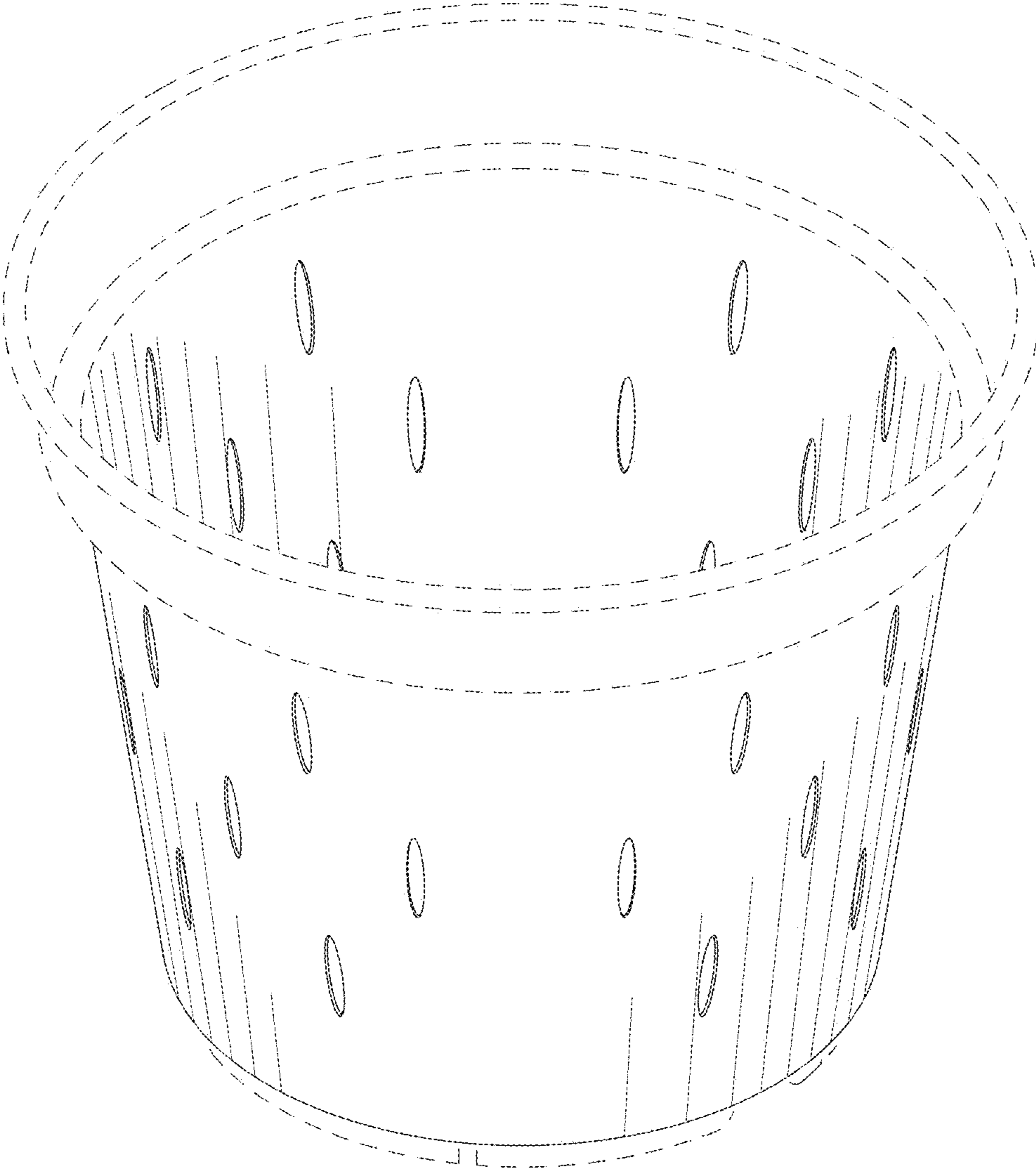


FIG. 1

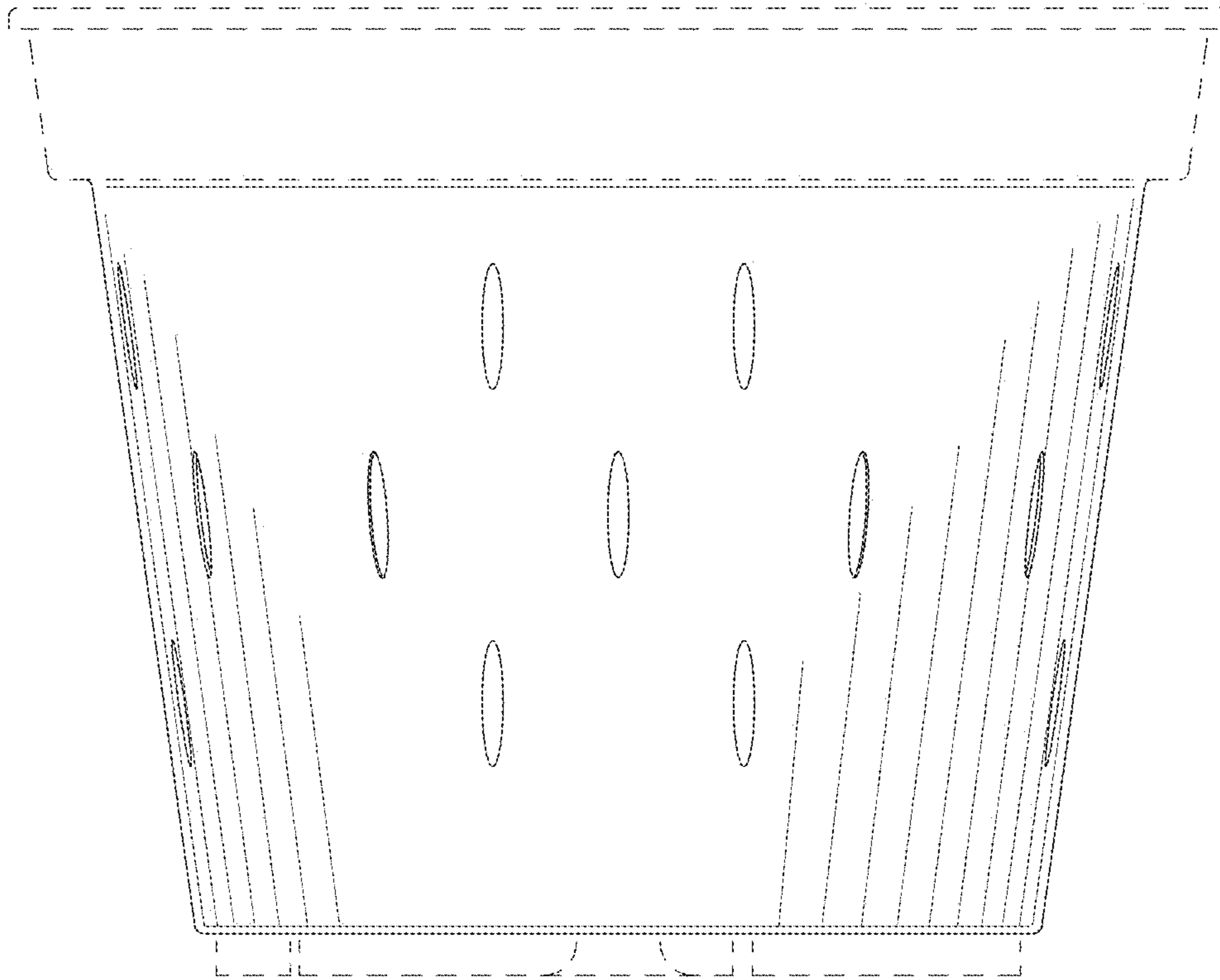


FIG. 2

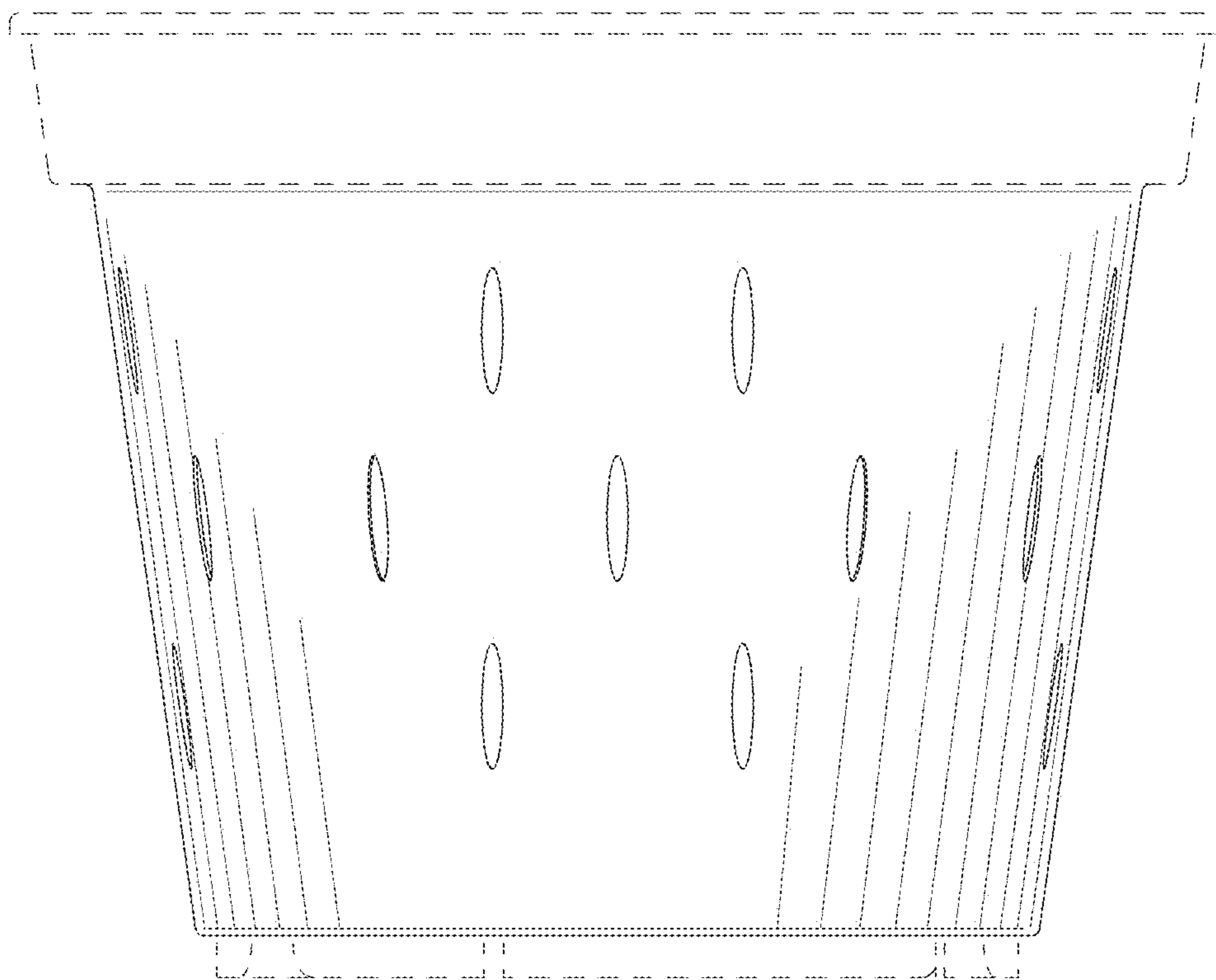


FIG. 3

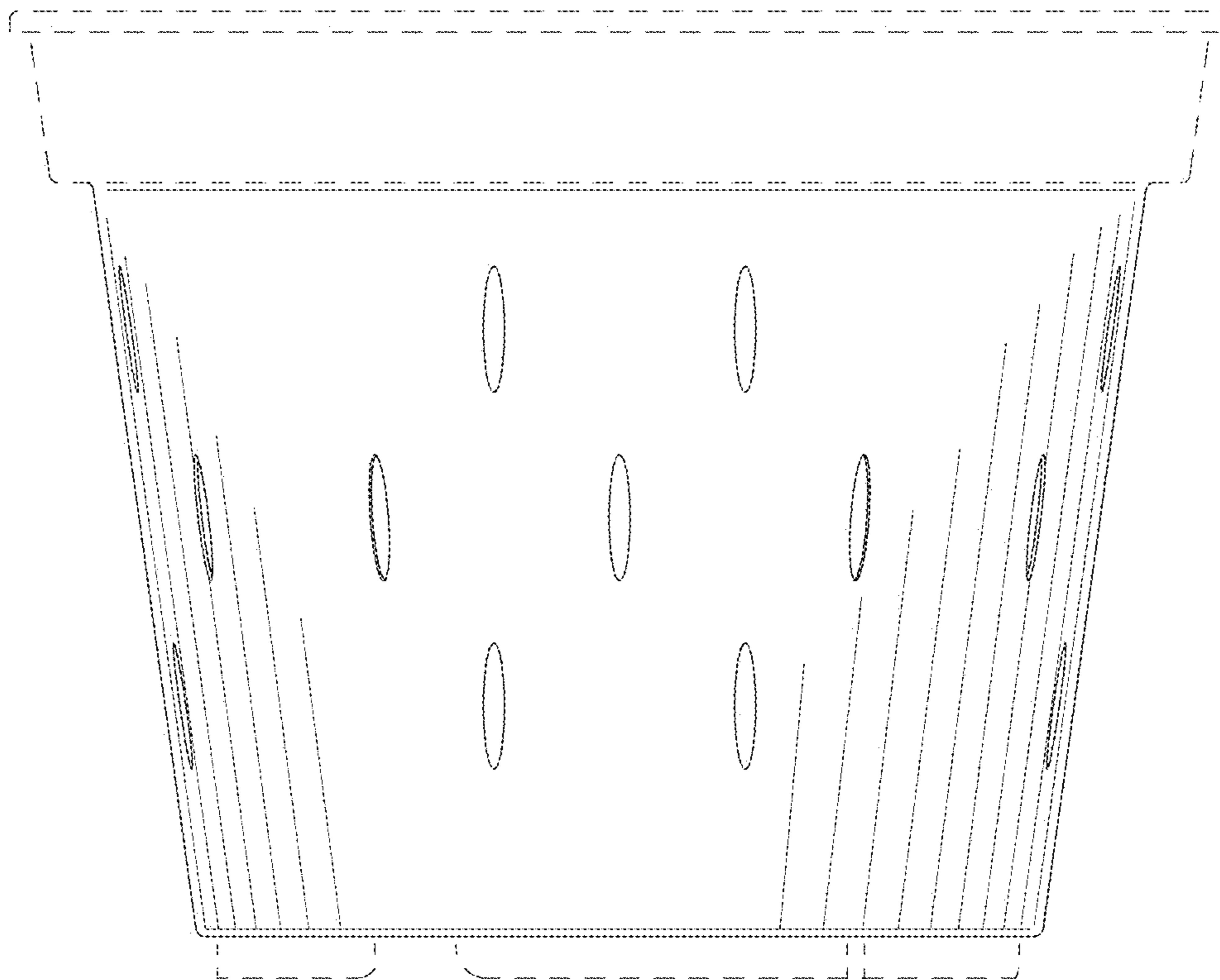


FIG. 4

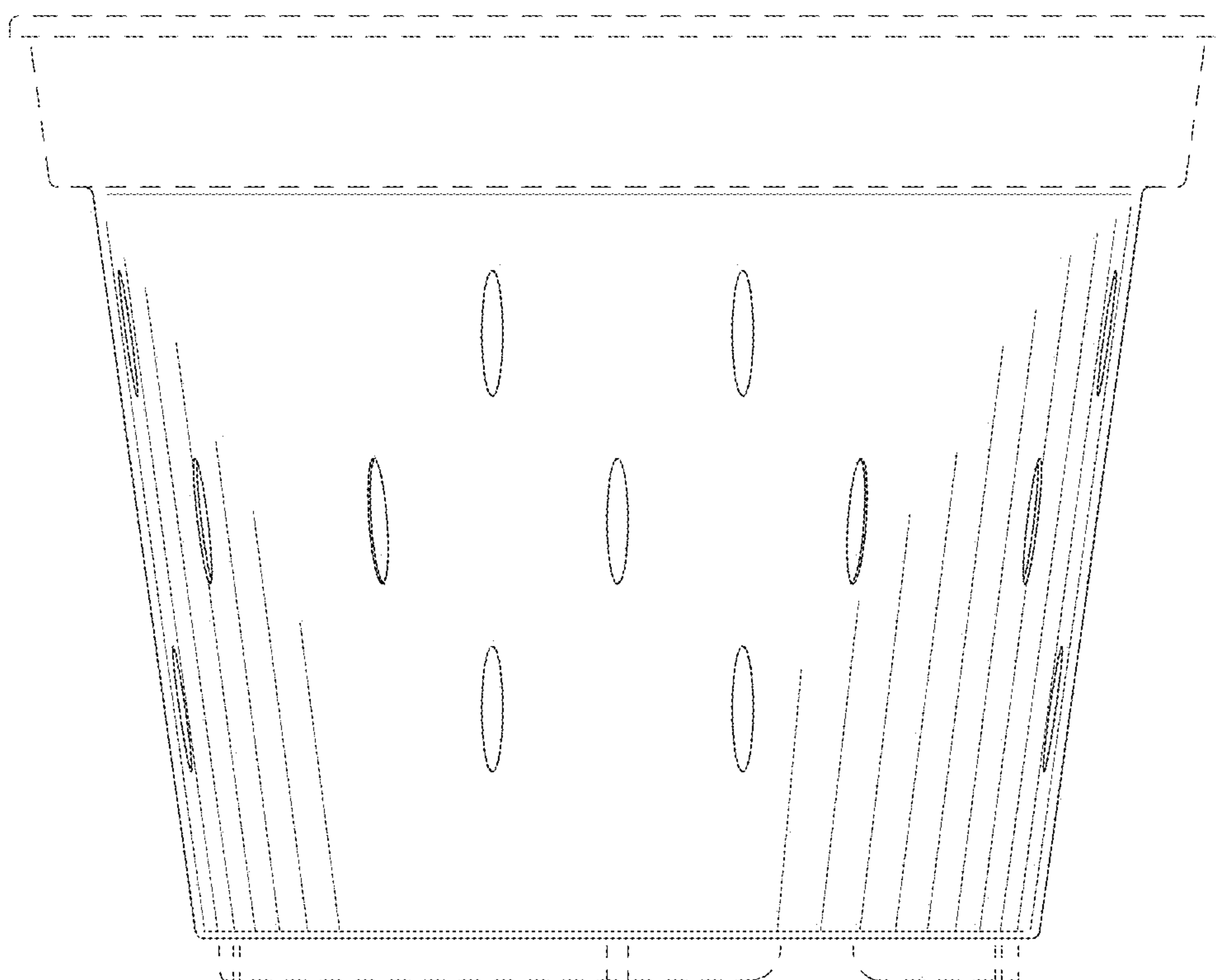


FIG. 5

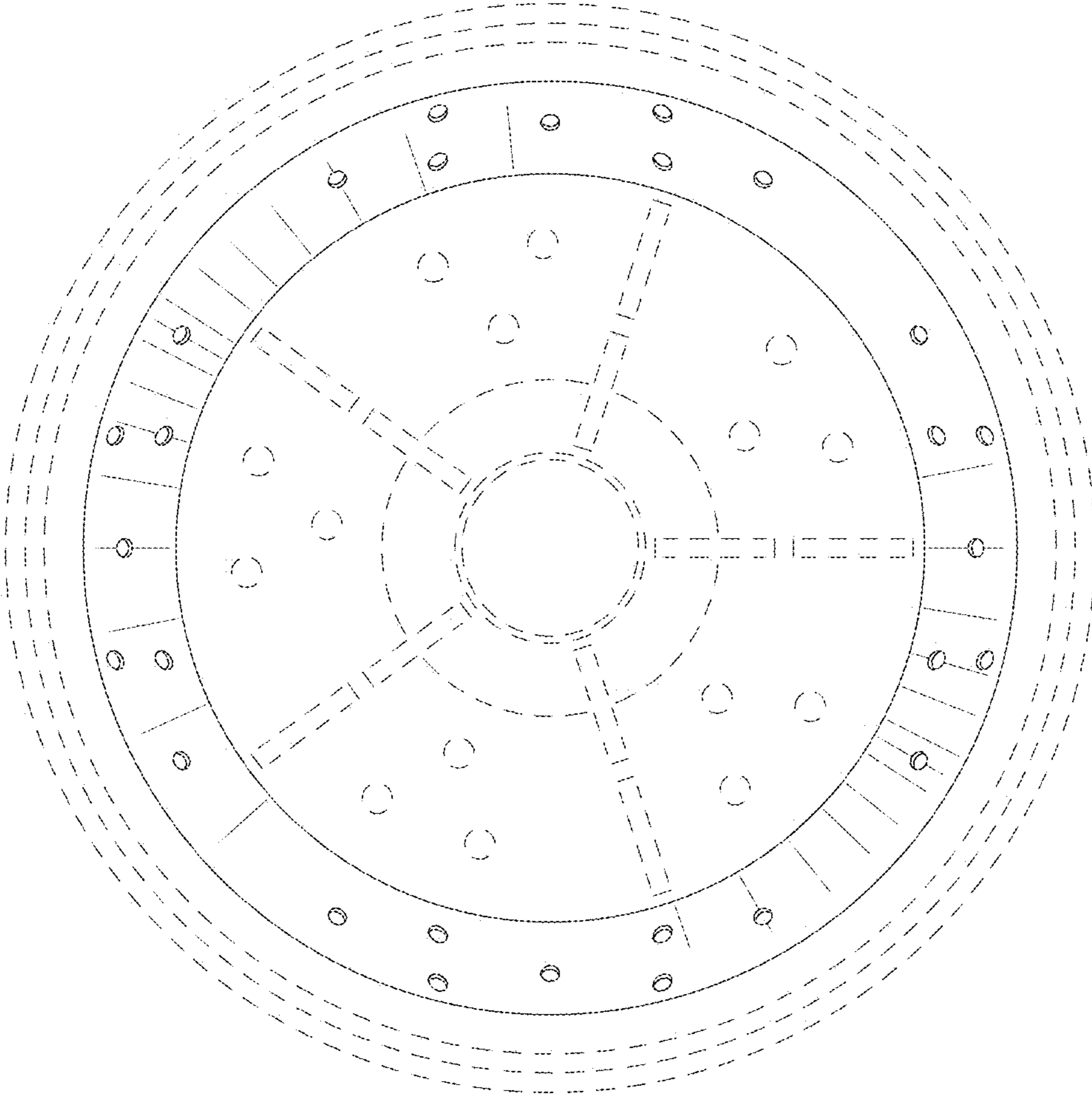


FIG.6