



US00D909906S

(12) **United States Design Patent** (10) **Patent No.:** **US D909,906 S**
Ducas (45) **Date of Patent:** **** Feb. 9, 2021**

(54) **DECORATIVE ELEMENT FOR JEWELRY**

(71) Applicant: **Van Cleef & Arpels SA,**
Villars-sur-Glane (CH)

(72) Inventor: **Sebastien Ducas,** Paris (FR)

(73) Assignee: **Van Cleef & Arpels SA,**
Villars-sur-Glane (CH)

(**) Term: **15 Years**

(21) Appl. No.: **29/681,142**

(22) Filed: **Feb. 22, 2019**

(30) **Foreign Application Priority Data**

Sep. 13, 2018 (WO) 8886101

(51) **LOC (13) Cl.** **11-01**

(52) **U.S. Cl.**
USPC **D11/86**

(58) **Field of Classification Search**
USPC D11/1-18, 34-36, 40, 46, 67, 79, 81, 84,
D11/86; D28/41
CPC A44C 5/00; A44C 5/0007; A44C 5/0015;
A44C 5/0046; A44C 5/0053; A44C
5/0061; A44C 5/0069; A44C 5/0076;
A44C 5/0084; A44C 5/0092; A44C 5/02;
A44C 5/022; A44C 5/08; A44C 15/00;
A44C 15/005; A44C 15/006; A44C
25/007
See application file for complete search history.

(56) **References Cited**

U.S. PATENT DOCUMENTS

D135,301 S * 3/1943 Meyer D11/67
D151,493 S * 10/1948 Boucher D11/67
D158,546 S * 5/1950 Bardach D11/67
3,589,322 A * 6/1971 Hirokawa D05C 17/00
D11/67
D323,792 S * 2/1992 Scotti D11/84

D404,337 S * 1/1999 Goodman D11/86
D549,126 S * 8/2007 Hon D11/67
D555,030 S * 11/2007 Hardy D11/67
D614,070 S * 4/2010 Cabarbaye D11/34
D614,073 S * 4/2010 Cabarbaye D11/1
D638,737 S * 5/2011 Parvex D11/26

(Continued)

FOREIGN PATENT DOCUMENTS

WO DM04574990 1/1999
WO D0503360011 4/1999

(Continued)

OTHER PUBLICATIONS

Van Cleef & Arpels SA; US Trademark Registration No. 4,653,258;
Registered Dec. 9, 2014; 2 pages.

(Continued)

Primary Examiner — Llorellys Martinez

(74) *Attorney, Agent, or Firm* — Taft Stettinius &
Hollister LLP

(57) **CLAIM**

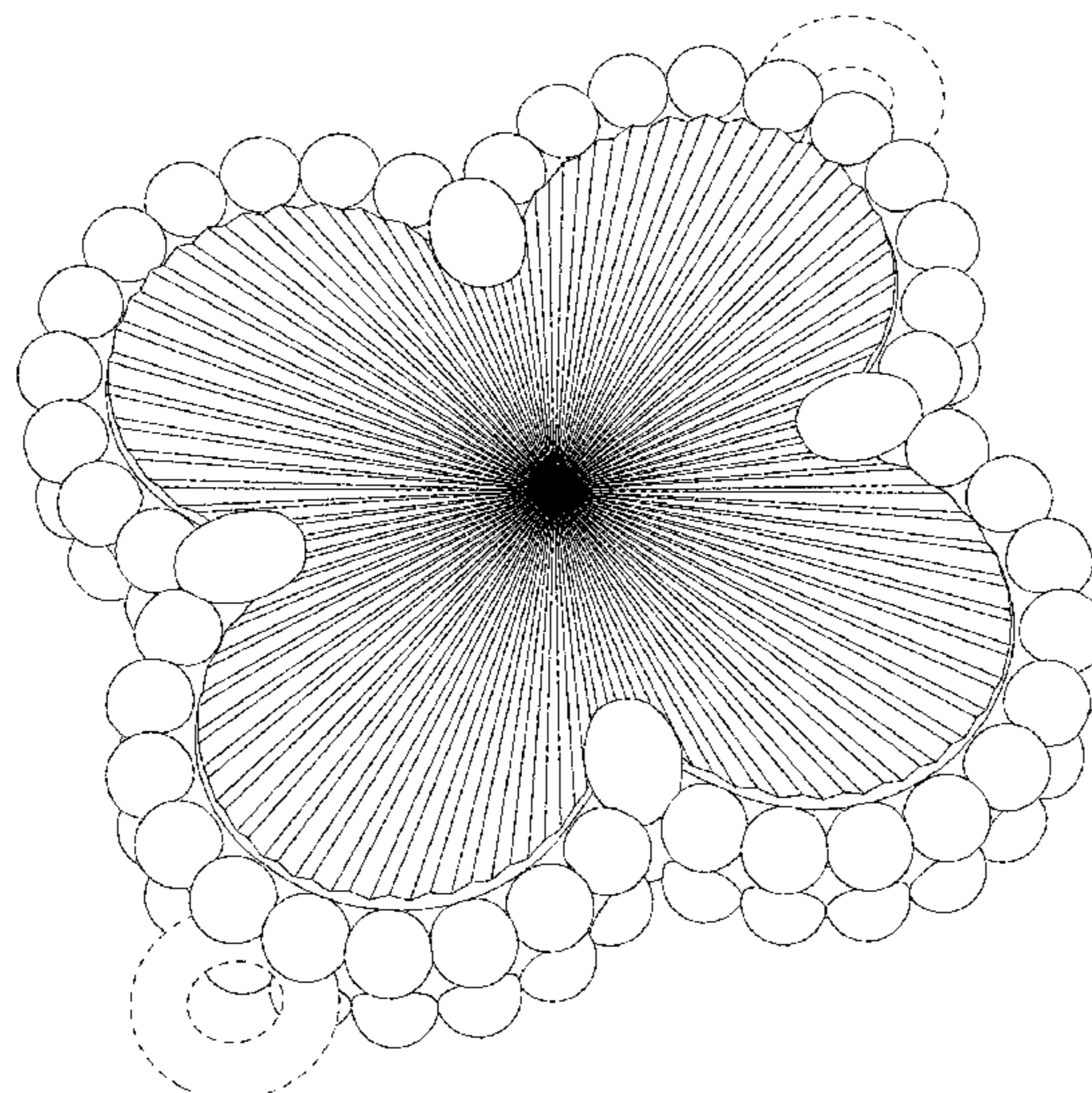
The ornamental design for a decorative element for jewelry,
as shown and described.

DESCRIPTION

FIG. 1 is a front elevational view of a decorative element for
jewelry showing my new design;
FIG. 2 is a back elevational view thereof;
FIG. 3 is a top plan view thereof;
FIG. 4 is a bottom plan view thereof;
FIG. 5 is a left side elevational view thereof;
FIG. 6 is a right side elevational view thereof;
FIG. 7 is a front, right side perspective view thereof; and,
FIG. 8 is a back, left side perspective view thereof.

The broken lines in the drawings illustrate portions of the
decorative element for jewelry that form no part of the
claimed design.

1 Claim, 8 Drawing Sheets



(56)

References Cited

U.S. PATENT DOCUMENTS

D640,157	S *	6/2011	Parvex	D11/3
D657,707	S *	4/2012	Koutsolioutsos	D11/14
D702,587	S *	4/2014	Pasquetti	D11/84
D702,588	S *	4/2014	Pasquetti	D11/84
D726,058	S *	4/2015	Caprai	D11/14
D729,103	S *	5/2015	Kwon	D11/7
D729,104	S *	5/2015	Kwon	D11/7
D783,439	S *	4/2017	Gruosi-Scheufele	D11/13
D844,478	S *	4/2019	Buccellati	D11/1
D870,590	S *	12/2019	Parvex	D11/84
D876,274	S *	2/2020	Parvex	D11/63
2012/0297749	A1 *	11/2012	Dhongade	A44C 5/102 59/35.1

FOREIGN PATENT DOCUMENTS

WO	DM067542	4/2006
WO	D0679220004	6/2006
WO	D0679220013	6/2006
WO	DM099110	6/2018

OTHER PUBLICATIONS

Van Cleef & Arpels SA; US Trademark Registration No. 4,763,030;
Registered Jun. 30, 2015; 2 pages.
Van Cleef & Arpels SA; US Trademark Registration No. 5,029,940;
Registered Aug. 30, 2016; 2 pages.

* cited by examiner

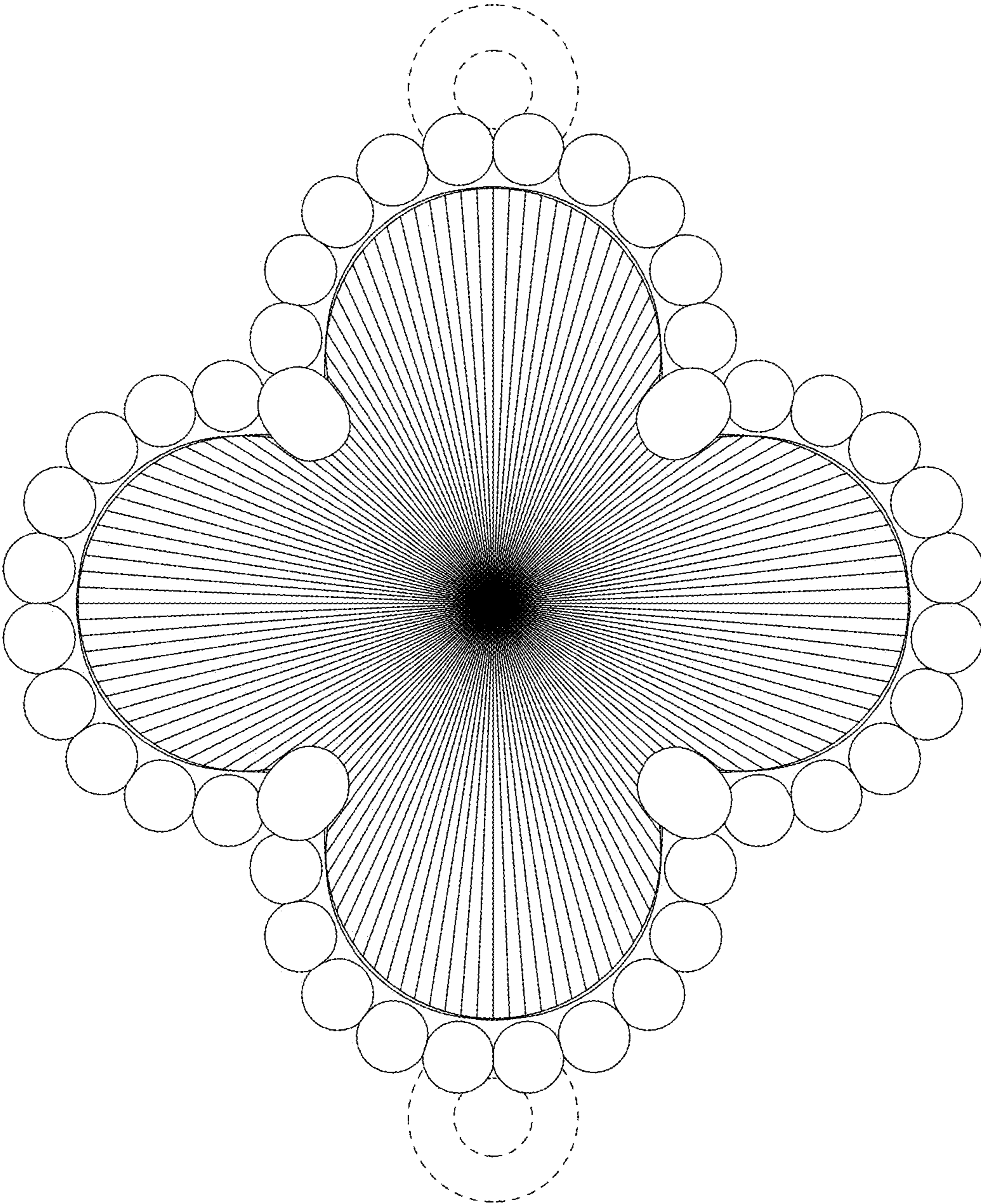


Fig. 1

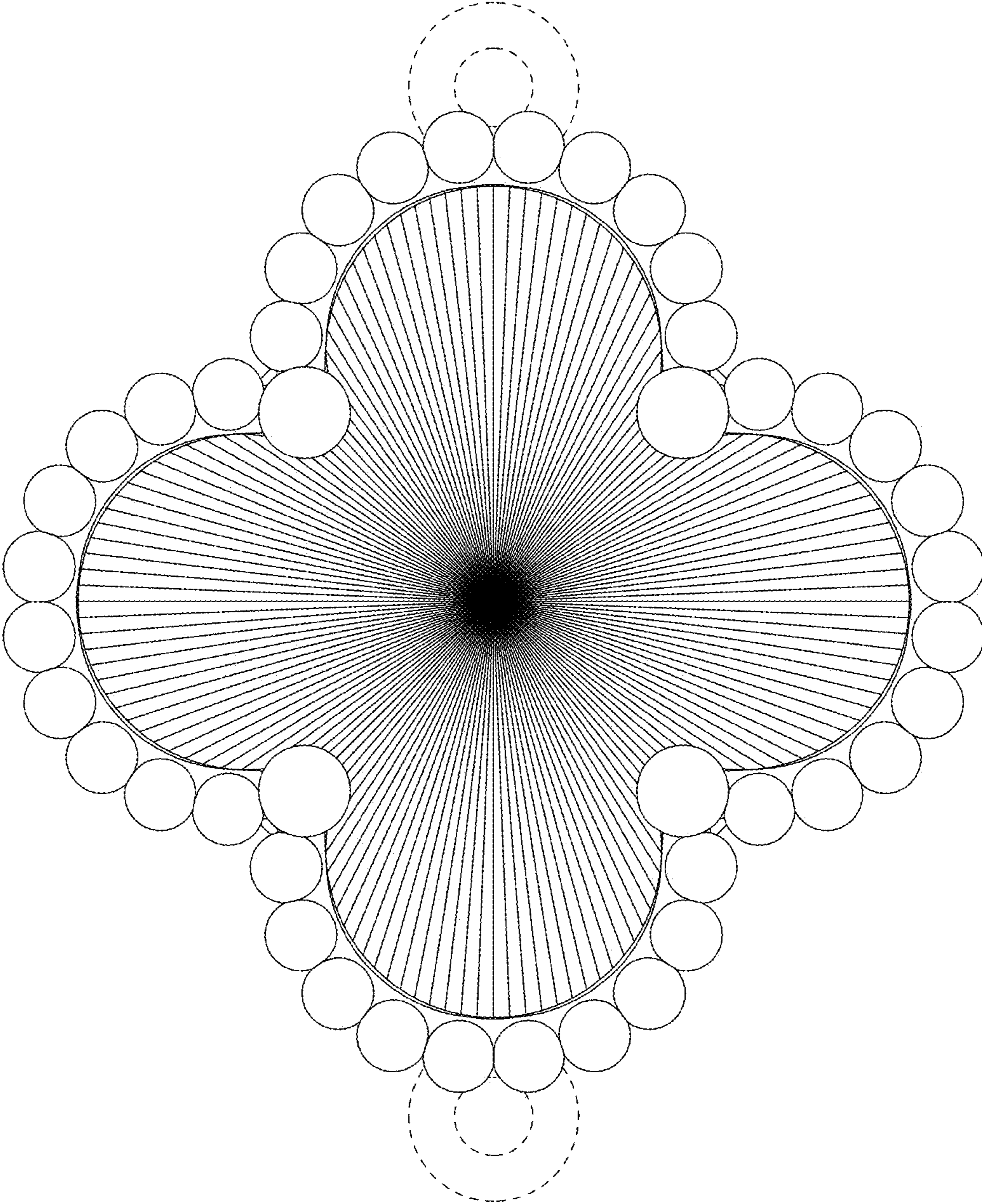


Fig. 2

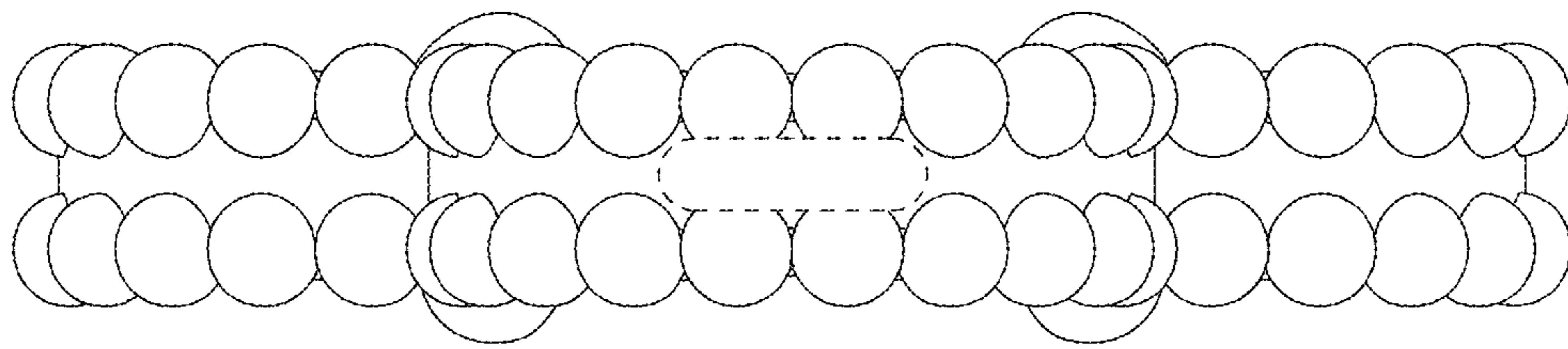


Fig. 3

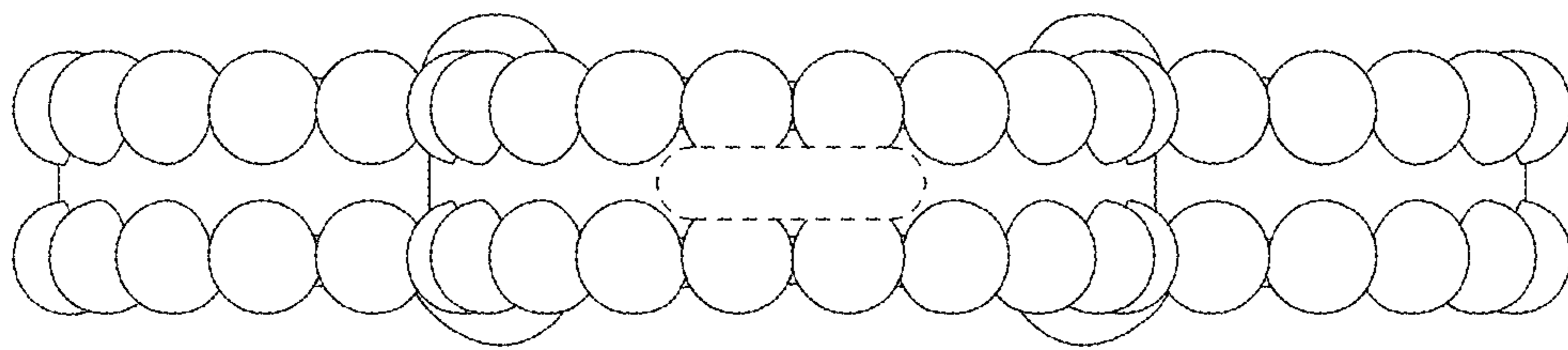


Fig. 4

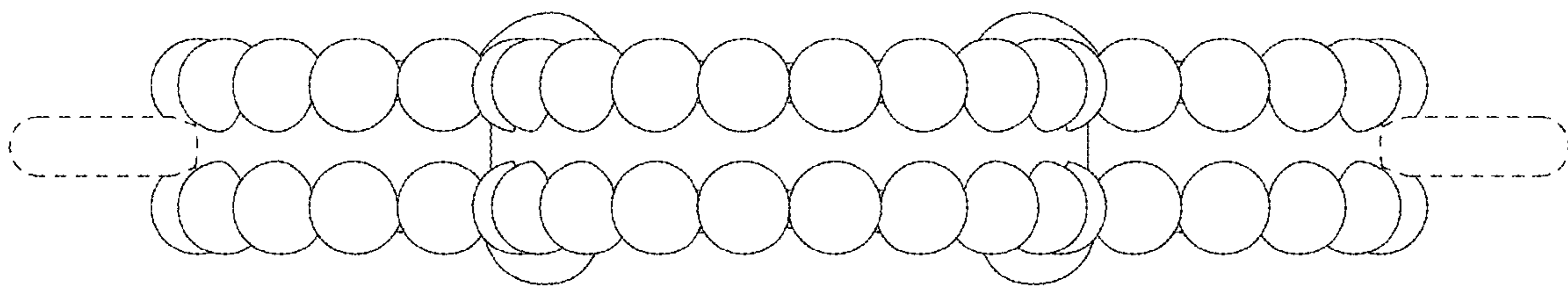


Fig. 5

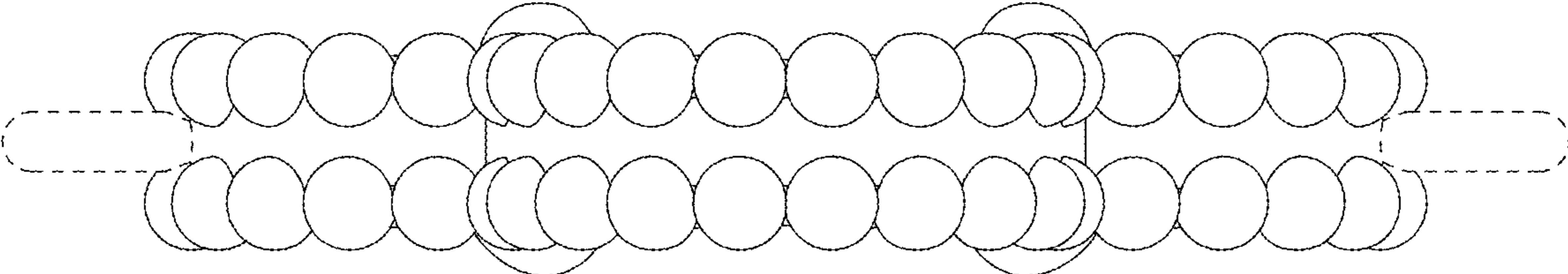


Fig. 6

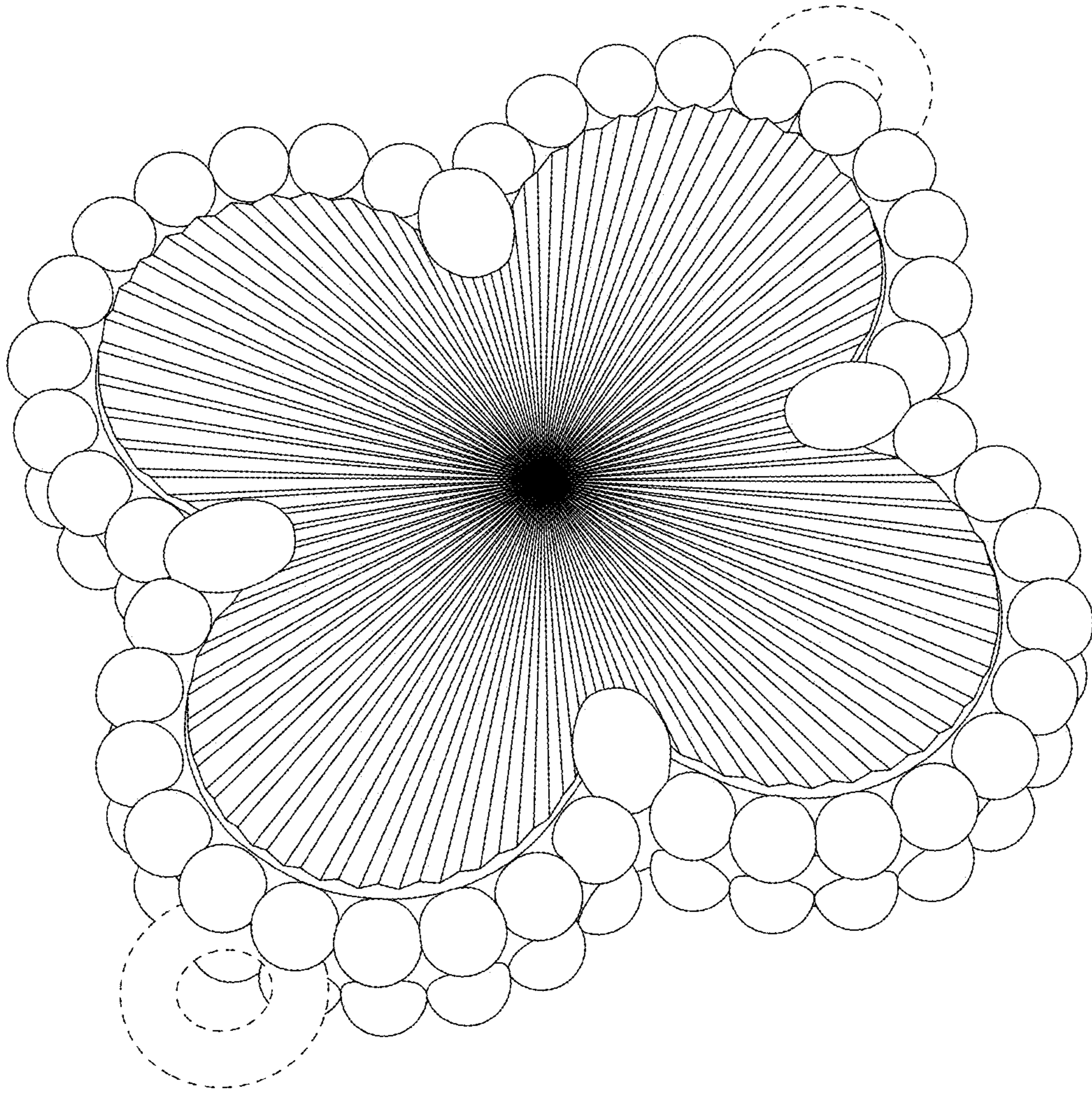


Fig. 7

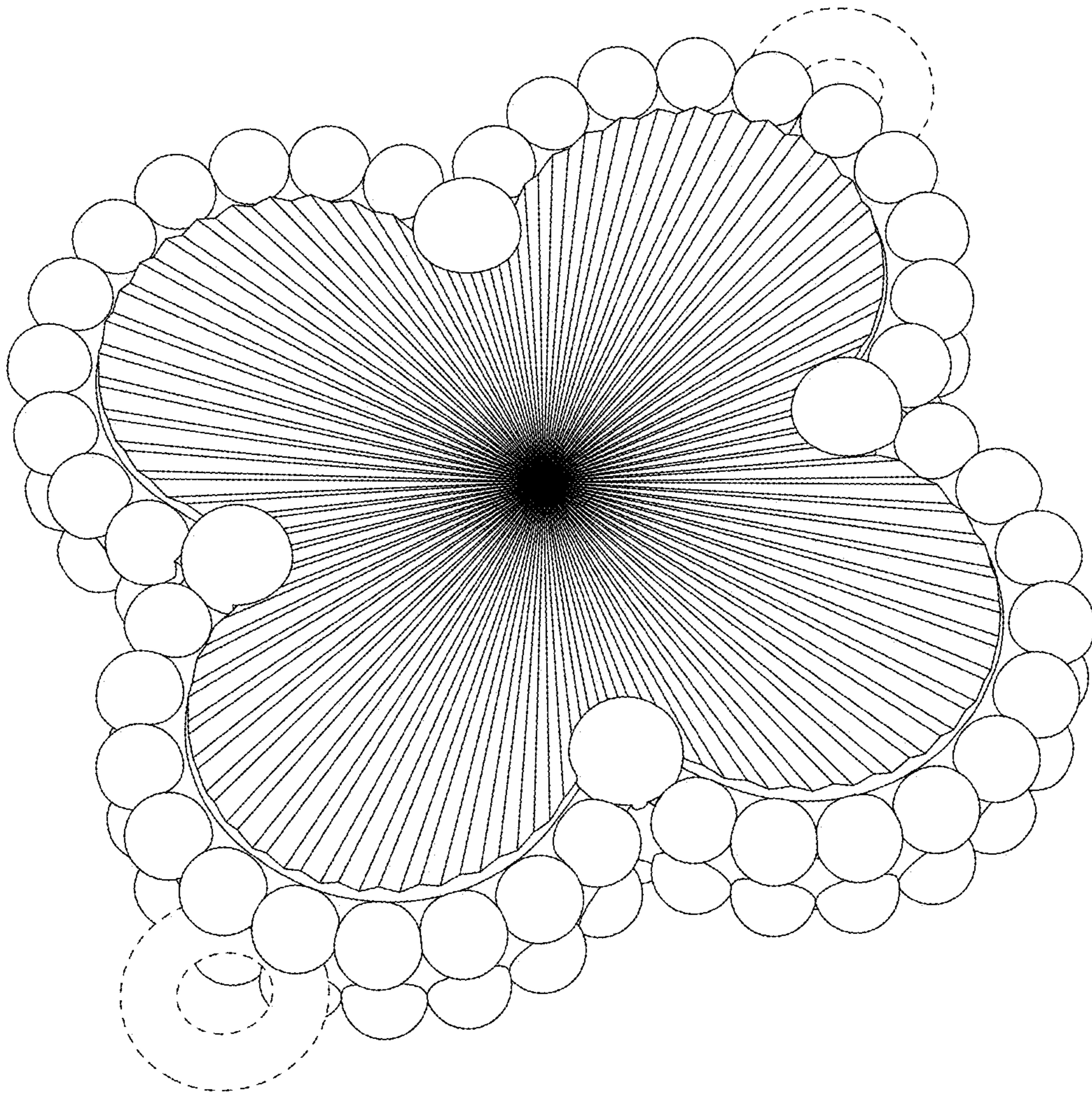


Fig. 8