

US00D909905S

(12) **United States Design Patent** (10) **Patent No.:** **US D909,905 S**  
**Mesica** (45) **Date of Patent:** **\*\* \*Feb. 9, 2021**

(54) **PRINCESS CUT BRACELET**  
(71) Applicant: **Tzuri, Inc.**, Beverly Hills, CA (US)  
(72) Inventor: **Zuri Mesica**, Beverly Hills, CA (US)  
(73) Assignee: **TZURI, INC.**, Beverly Hills, CA (US)  
(\* ) Notice: This patent is subject to a terminal disclaimer.

D451,045 S \* 11/2001 Ambar ..... D11/26  
D537,010 S \* 2/2007 Gorrie ..... D11/34  
D537,376 S \* 2/2007 Gorrie ..... D11/34  
D557,169 S \* 12/2007 Gorrie ..... D11/34  
D603,286 S \* 11/2009 Lemchen ..... D11/3  
D719,865 S \* 12/2014 Yatsugi-Kang ..... D11/3  
D759,529 S \* 6/2016 Mesica ..... D11/5  
D770,932 S \* 11/2016 Gusky ..... D11/16  
D792,800 S \* 7/2017 Kwon ..... D11/34  
D805,944 S \* 12/2017 Kwon ..... D11/4  
D821,251 S \* 6/2018 Yatsugi-Kang ..... D11/34  
D871,951 S \* 1/2020 Silvestri ..... D11/3

(\*\*) Term: **15 Years**

\* cited by examiner

(21) Appl. No.: **29/684,406**

*Primary Examiner* — Llorelys Martinez

(22) Filed: **Mar. 20, 2019**

(74) *Attorney, Agent, or Firm* — Ostrolenk Faber LLP

(51) **LOC (13) Cl.** ..... **11-01**

(57) **CLAIM**

(52) **U.S. Cl.**  
USPC ..... **D11/4**

The ornamental design for an princess cut bracelet, as shown and described.

(58) **Field of Classification Search**  
USPC ..... D11/1-18, 26, 34  
CPC ..... A44C 5/00; A44C 5/0084; A44C 5/0092;  
A44C 5/12; A44C 9/00  
See application file for complete search history.

**DESCRIPTION**

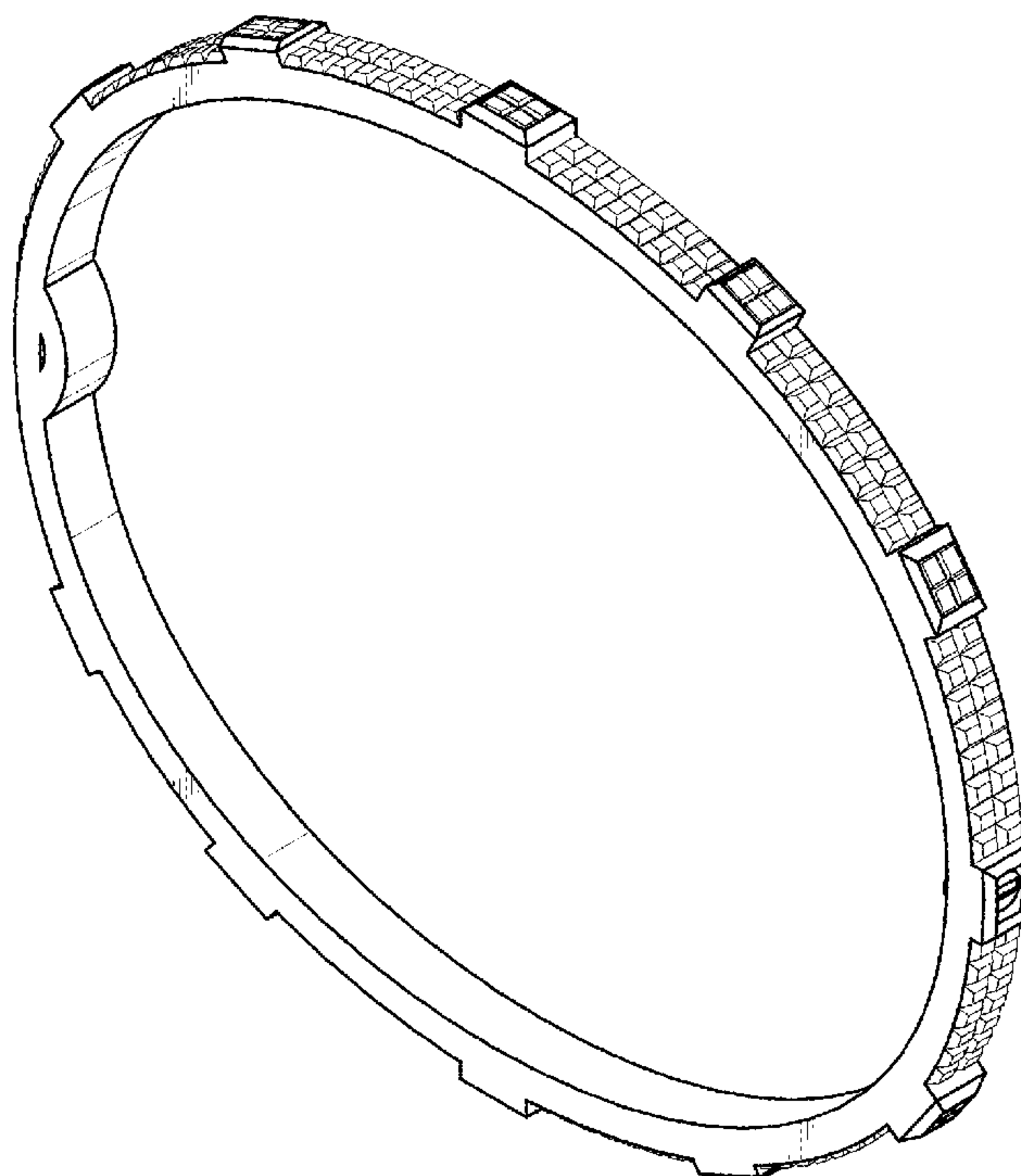
(56) **References Cited**

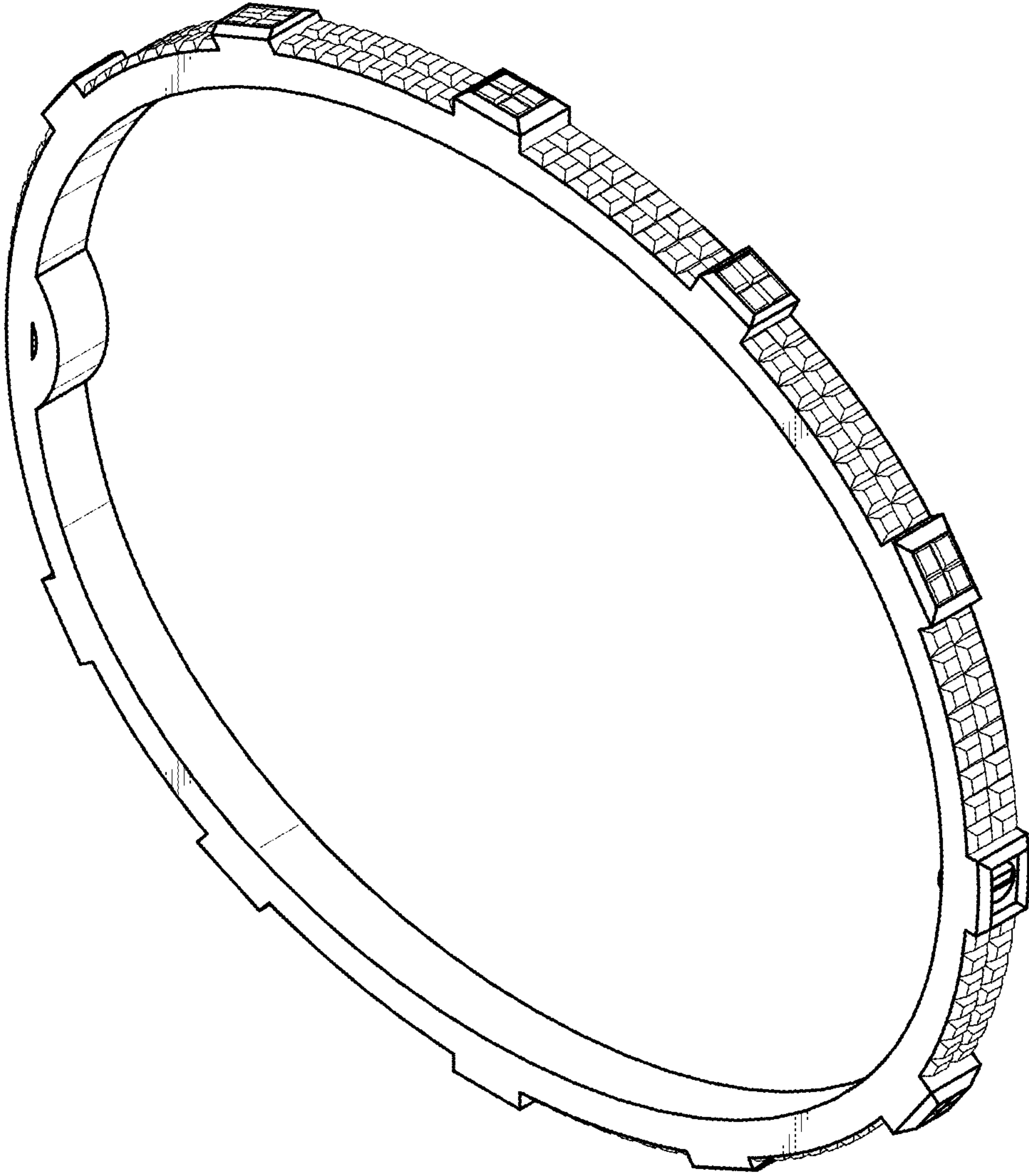
U.S. PATENT DOCUMENTS

D42,252 S \* 3/1912 Fishel ..... D11/34  
D42,253 S \* 3/1912 Fishel ..... D11/34  
D91,547 S \* 2/1934 Steffen ..... D11/34  
D92,674 S \* 7/1934 Pandres ..... D11/34  
D158,918 S \* 6/1950 Winn ..... D11/3  
D372,881 S \* 8/1996 Morelli ..... D11/34  
D383,997 S \* 9/1997 Ambar ..... D11/34  
D395,255 S \* 6/1998 Kothari ..... D11/26  
D402,912 S \* 12/1998 Itzkowitz ..... D11/34

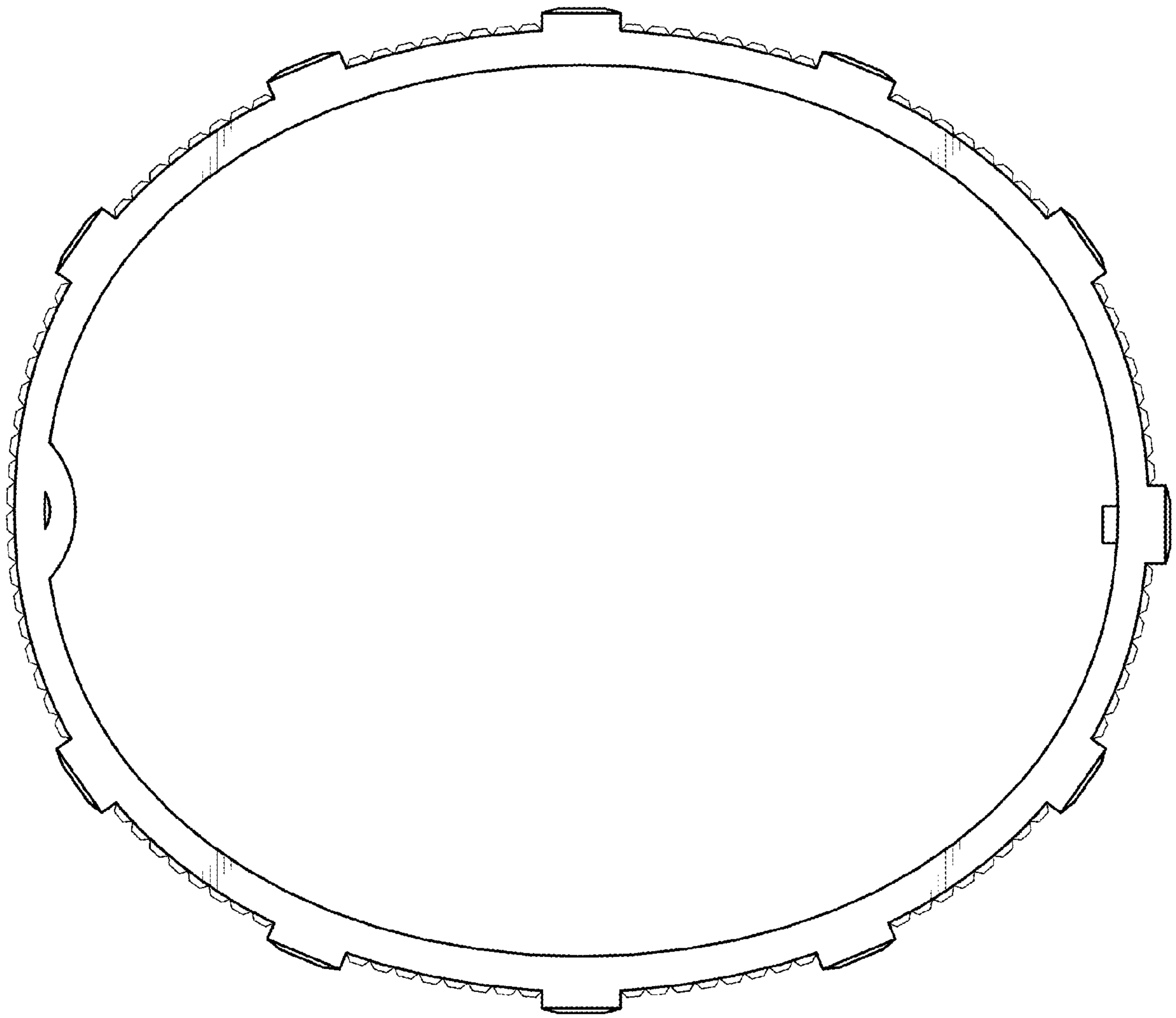
FIG. 1 is a perspective view showing the front, top and left sides of an princess cut bracelet;  
FIG. 2 is a left side elevation view of the princess cut bracelet of FIG. 1, the right side elevation view being a mirror image thereof;  
FIG. 3 is a rear elevation view of the princess cut bracelet of FIGS. 1-2;  
FIG. 4 is a front elevation view of the princess cut bracelet of FIGS. 1-3;  
FIG. 5 is a top plan view of the princess cut bracelet of FIGS. 1-4; and,  
FIG. 6 is a bottom plan view of the princess cut bracelet of FIGS. 1-5.

**1 Claim, 4 Drawing Sheets**

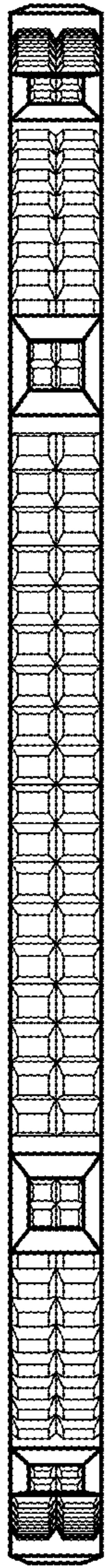




*FIG. 1*



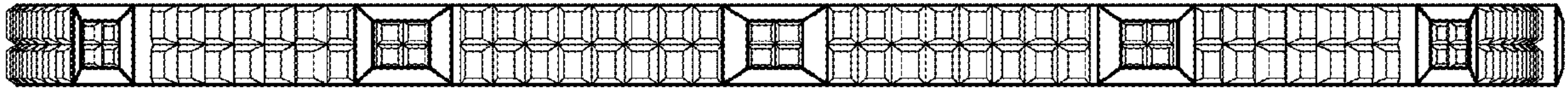
*FIG. 2*



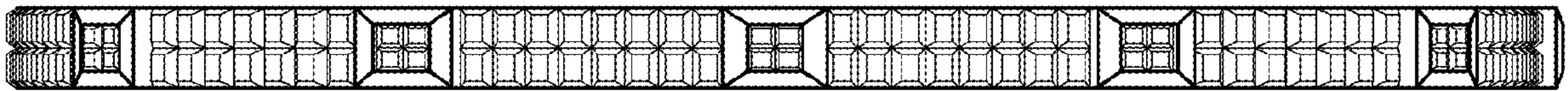
*FIG. 3*



*FIG. 4*



*FIG. 5*



*FIG. 6*