



US00D909902S

(12) **United States Design Patent**
Stern

(10) **Patent No.:** **US D909,902 S**

(45) **Date of Patent:** **** Feb. 9, 2021**

- (54) **WATCH WINDING CROWN**
- (71) Applicant: **PATEK PHILIPPE SA GENEVE**,
Geneva (CH)
- (72) Inventor: **Thierry Stern**, Geneva (CH)
- (73) Assignee: **PATEK PHILIPPE SA GENEVE**,
Geneva (CH)
- (**) Term: **15 Years**
- (21) Appl. No.: **29/701,059**
- (22) Filed: **Aug. 8, 2019**

Related U.S. Application Data

- (62) Division of application No. 35/505,642, filed on Mar. 14, 2018 (U.S. filing date under 35 U.S.C. 384), and having an international filing date of Mar. 14, 2018, now Pat. No. Des. 869,964.

- (51) **LOC (13) Cl.** **10-07**
- (52) **U.S. Cl.**
USPC **D10/128**
CPC **A45C 11/10** (2013.01)

- (58) **Field of Classification Search**
USPC D10/1, 2, 10, 30-39, 98, 99, 122-128,
D10/132
CPC A41D 19/0027; A45C 11/10; G04C 19/00;
G04C 19/02; G04B 19/00; G04B 19/08;
G04B 19/048; G04B 19/04; G04B
19/046; G04B 19/06; G04B 19/025;
G04B 19/065; G04B 19/082; G04B
19/085; G04B 19/087; G04B 19/10;
G04B 19/103; G04B 19/106; G04B
47/042; G04B 19/12; G04B 19/18; G04B
19/223; G04B 19/23; G04B 19/24; G04B
19/241; G04B 19/243; G04D 3/04
See application file for complete search history.

(56) **References Cited**

U.S. PATENT DOCUMENTS

- D445,343 S * 7/2001 Schneider D10/30
- D562,704 S * 2/2008 Lalo D10/32

- D563,802 S * 3/2008 Loth D10/39
- D565,431 S * 4/2008 Hatt D10/38
- D565,987 S * 4/2008 Krieger D10/126
- D566,581 S * 4/2008 Giannini D10/32
- D568,178 S * 5/2008 Giannini D10/32
- D571,230 S * 6/2008 Krieger D10/39
- D574,733 S * 8/2008 Blair D10/32
- D582,792 S * 12/2008 Lalo D10/38
- D586,668 S * 2/2009 Dias D10/38
- D589,378 S * 3/2009 Takahashi D10/32
- D605,533 S * 12/2009 Schoepfer D10/38
- D609,583 S * 2/2010 Lalo D10/32
- D609,584 S * 2/2010 Lalo D10/32
- D609,587 S * 2/2010 Lalo D10/38
- D666,924 S * 9/2012 Ahlstrom D10/32
- D666,925 S * 9/2012 Ahlstrom D10/32
- D672,664 S * 12/2012 Monachon D10/32
- D682,713 S * 5/2013 Vaptzarof D10/39

(Continued)

Primary Examiner — Richard E Chilcot

(74) *Attorney, Agent, or Firm* — Nixon & Vanderhye

(57) **CLAIM**

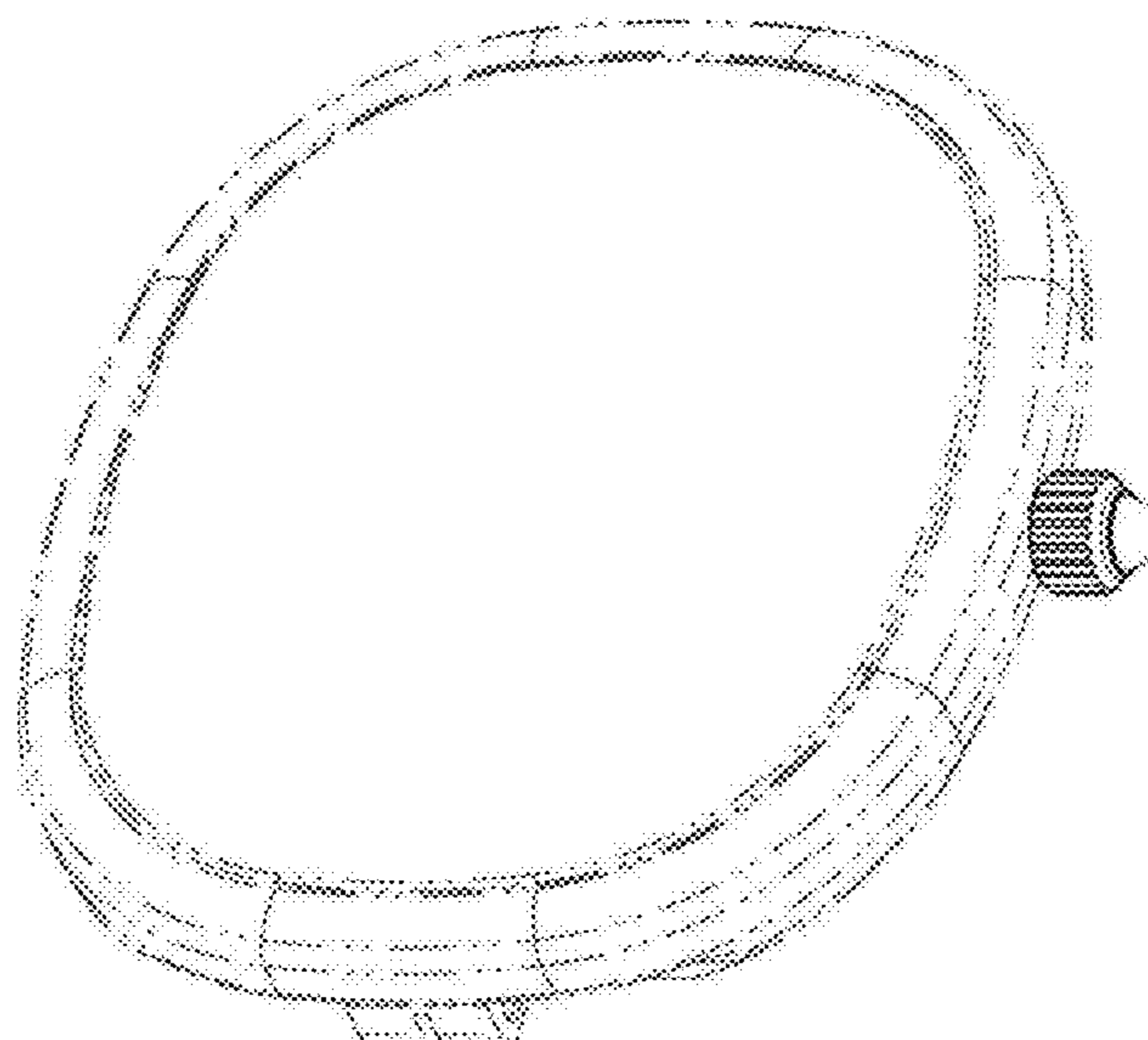
The ornamental design for a watch winding crown, as shown and described.

DESCRIPTION

FIG. 1 is a front elevation view of a watch winding crown showing the new design;
 FIG. 2 is a rear elevation view thereof;
 FIG. 3 is a bottom plan view thereof;
 FIG. 4 is a top plan;
 FIG. 5 is a left side elevation view thereof;
 FIG. 6 is a right side elevation view thereof; and,
 FIG. 7 is a front, bottom, and left side perspective view thereof.

The broken lines showing a watch case are included for the purpose of illustrating environmental structure, and form no part of the claimed design.

1 Claim, 7 Drawing Sheets



(56)

References Cited

U.S. PATENT DOCUMENTS

D720,240 S	*	12/2014	Takahashi	D10/39
D731,327 S	*	6/2015	Schoepfer	D10/39
D732,981 S	*	6/2015	Waecker	D10/38
D740,695 S	*	10/2015	Waecker	D10/38
D784,829 S	*	4/2017	Kita	D10/38
D793,871 S	*	8/2017	Lasserre	D10/30
D817,194 S	*	5/2018	Monachon	D10/39
D828,185 S	*	9/2018	Savolainen	D10/38
D836,008 S	*	12/2018	Schoepfer	D10/39
D848,865 S	*	5/2019	Behling	D10/32
D850,292 S	*	6/2019	Dicks	D10/30
D850,295 S	*	6/2019	Behling	D10/39
D850,936 S	*	6/2019	Behling	D10/32

* cited by examiner

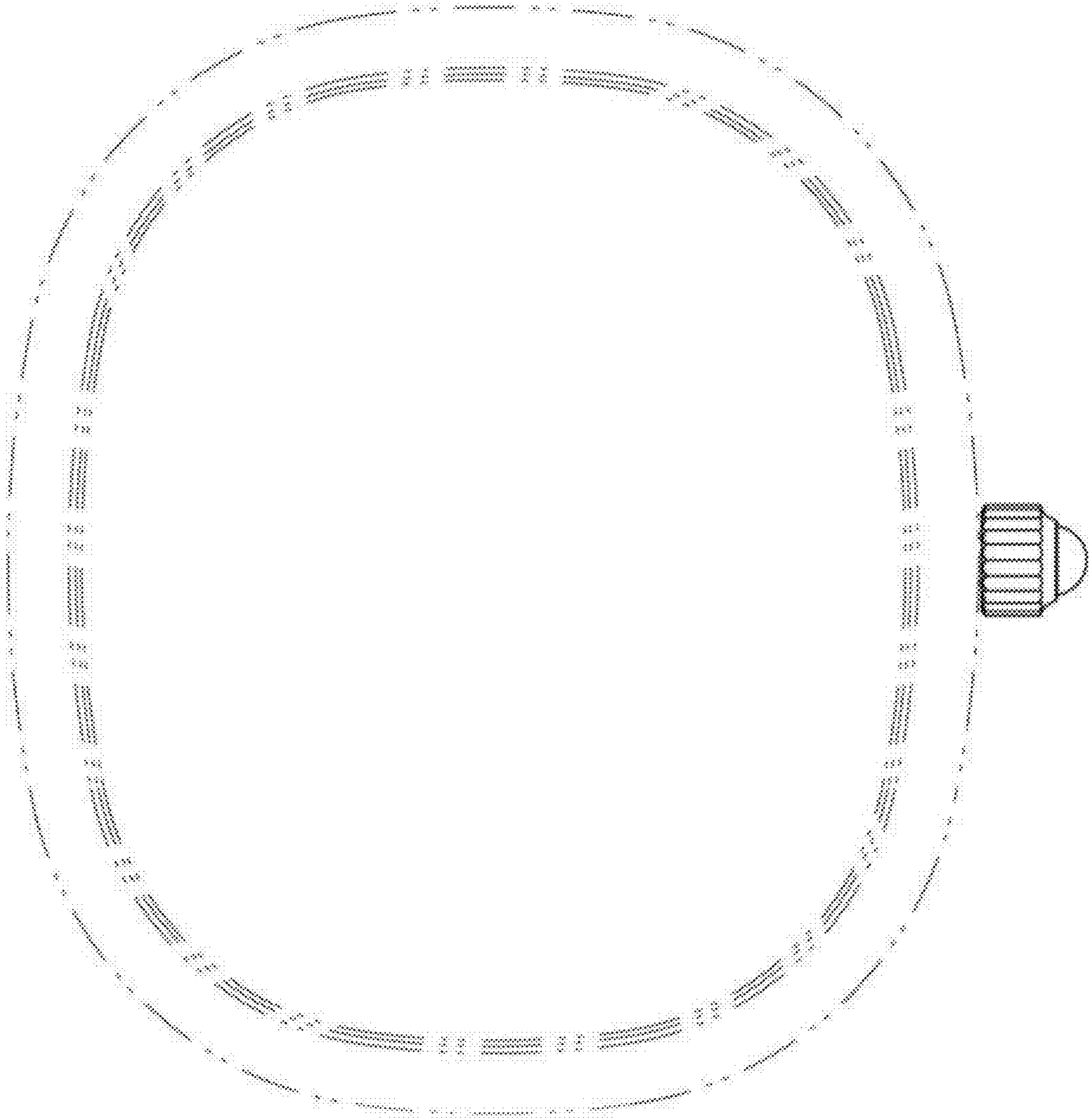


FIG. 1

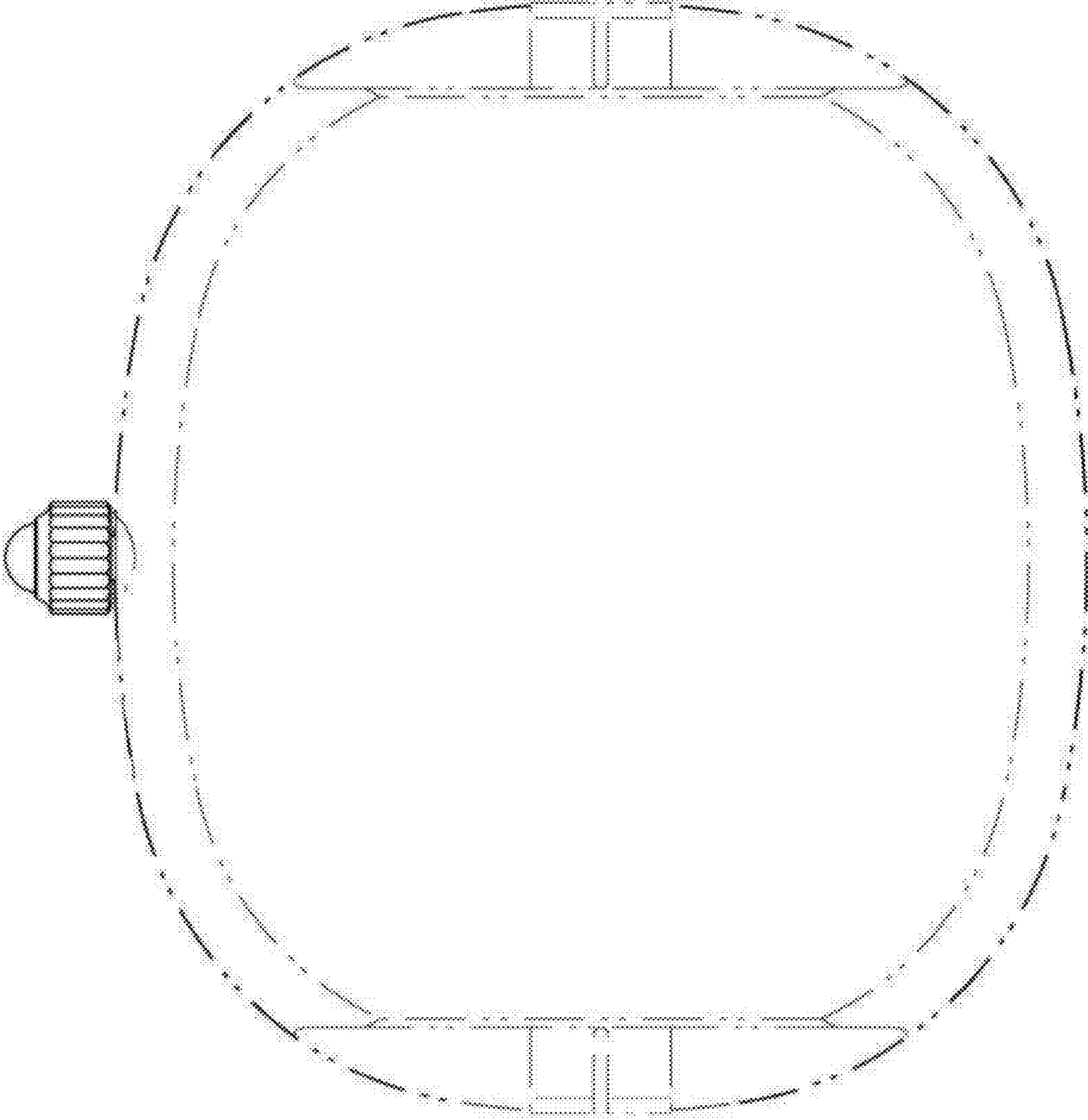


FIG. 2

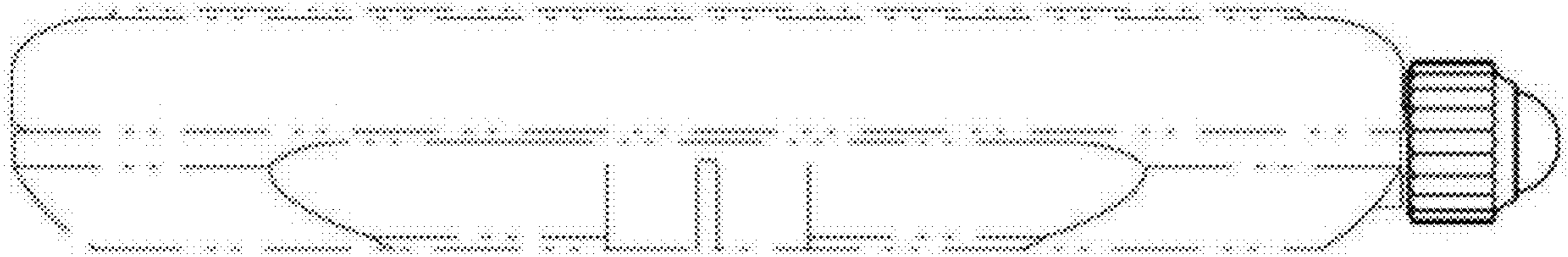


FIG. 3




FIG. 4

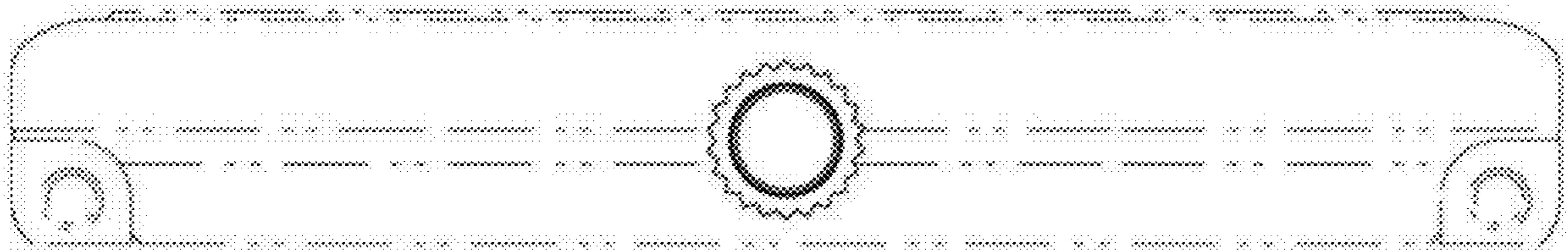


FIG. 5




FIG. 6

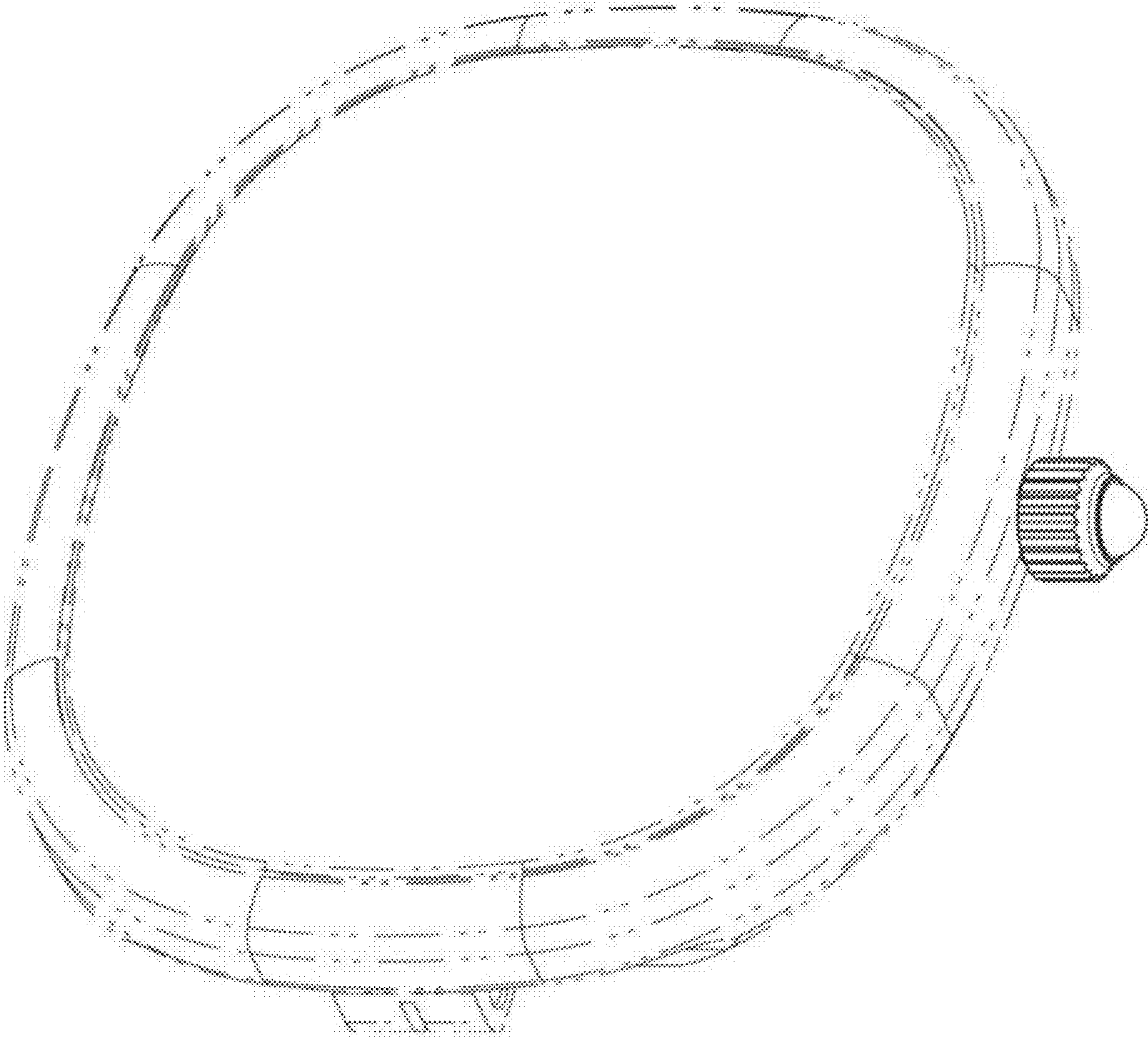


FIG. 7