



US00D909885S

(12) **United States Design Patent** (10) **Patent No.:** **US D909,885 S**
Arthur (45) **Date of Patent:** **** Feb. 9, 2021**

(54) **GEAR-SHAPED PACKAGE FOR CONDOM**
(71) Applicant: **MSC of Fort Smith, Inc.**, Forth Smith, AR (US)
(72) Inventor: **Eric Arthur**, Fort Smith, AR (US)
(73) Assignee: **MSC of Fort Smith**, Fort Smith, AR (US)
(**) Term: **15 Years**
(21) Appl. No.: **29/696,084**
(22) Filed: **Jun. 25, 2019**
(51) **LOC (13) Cl.** **09-05**
(52) **U.S. Cl.**
USPC **D9/707**
(58) **Field of Classification Search**
USPC D9/702-714, 695-699, 720-722, 414, D9/424, 426, 416, 428; 206/484, 438; 222/143, 92, 107; 383/127, 37, 38, 103, 383/107, 113, 61.1, 9, 15-16, 906; 68/17 R, 12.18, 207; D27/183, 185; D24/115, 224, 118; 604/231, 217; 229/72, 200, 87.06, 87.08, 87.05; D28/8.1; D7/601, 605, 608, 611
CPC B65D 2543/00296; B65D 2543/00685; B65D 2543/00796; B65D 2543/0037; B65D 1/00; B65D 1/0223; B65D 51/24; B65D 75/008; B65D 75/5855; B65D 2101/0023; B65D 2101/0015; B65D 17/161; B65D 17/163; B65D 17/168; A61F 2006/047; A61F 13/551; A61F 13/5511

See application file for complete search history.

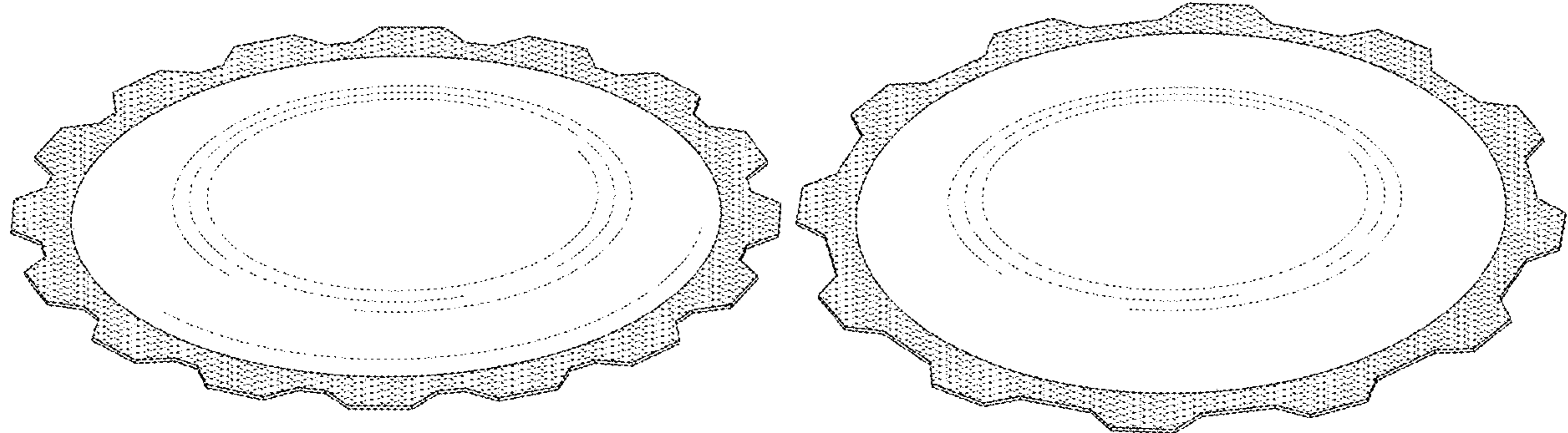
(56) **References Cited**
U.S. PATENT DOCUMENTS
D687,705 S * 8/2013 Krupa D9/428
D722,275 S * 2/2015 Lee D9/703
D772,074 S * 11/2016 Gray D9/702
D782,325 S * 3/2017 Gray D9/707
D798,163 S * 9/2017 Gray D9/702

* cited by examiner
Primary Examiner — Abraham Bahta
(74) *Attorney, Agent, or Firm* — Armis IP Law, LLC

(57) **CLAIM**
The ornamental design for a gear-shaped package for condom, as shown and described.

DESCRIPTION
FIG. 1 is a top perspective view of the gear-shaped package for condom showing my new design;
FIG. 2 is a front view, the rear, the left and the right side view being identical thereto;
FIG. 3 is a top view, the bottom view plan being identical thereto;
FIG. 4 is a perspective view of the second embodiment of the gear-shaped package for condom;
FIG. 5 is a front view thereof;
FIG. 6 is a rear view thereof;
FIG. 7 is a left side view, the right side view being a mirror image thereof; and,
FIG. 8 is a bottom plan view, the top plan view being a mirror image thereof.

1 Claim, 4 Drawing Sheets



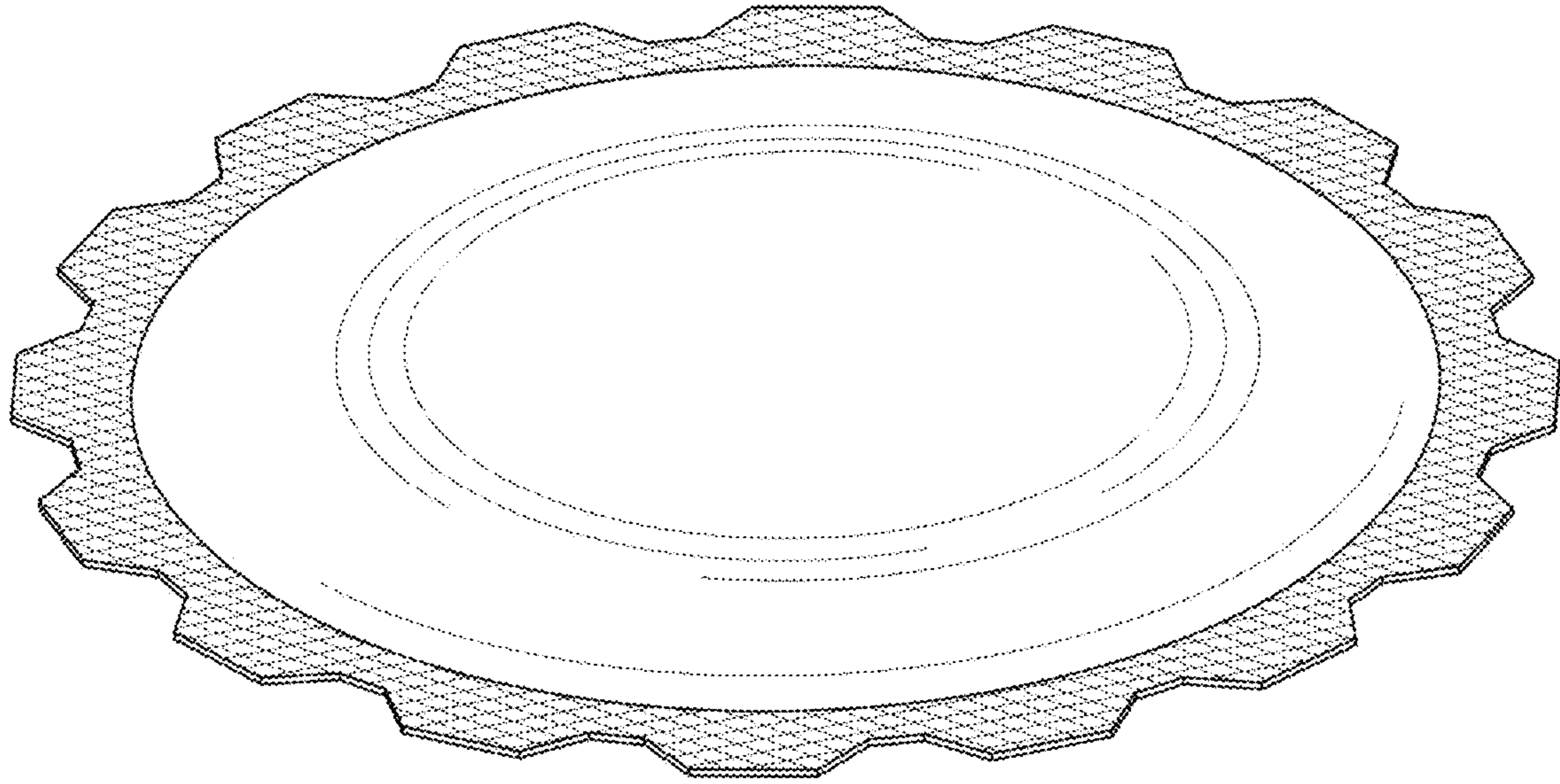


Fig. 1

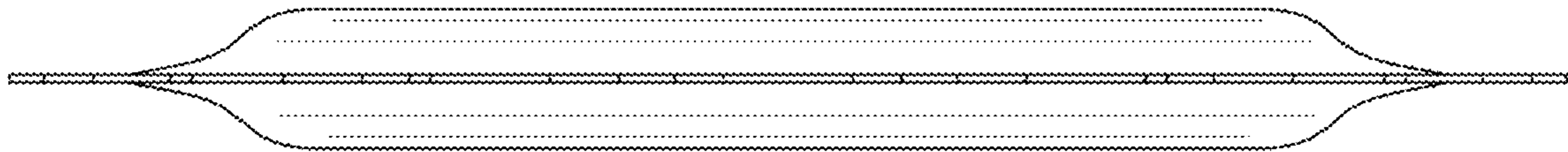


Fig. 2




Fig. 3

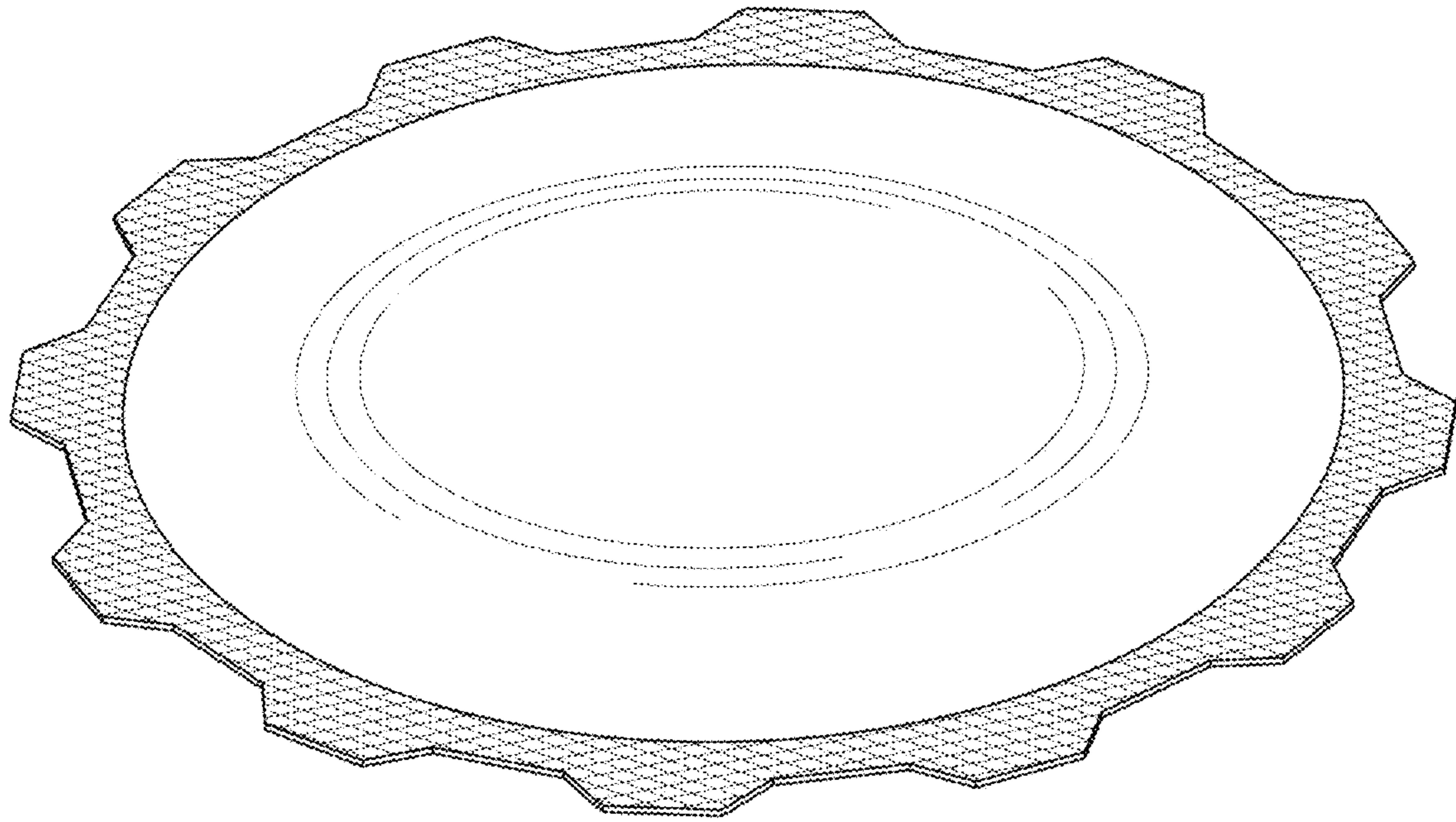


Fig. 4




Fig. 5




Fig. 6




Fig. 7

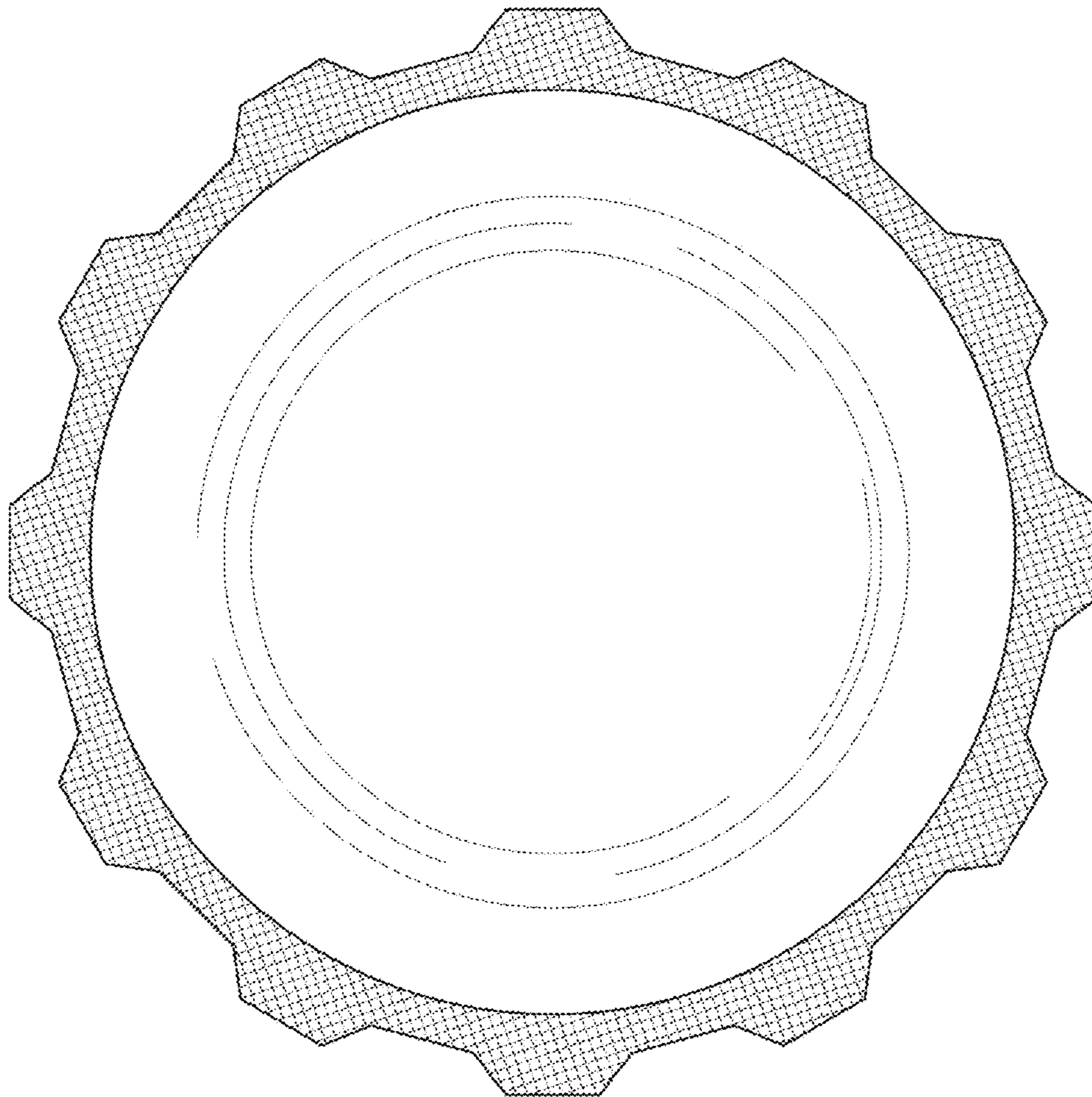


Fig. 8