

US00D909862S

(12) **United States Design Patent** (10) **Patent No.:** **US D909,862 S**
Gray (45) **Date of Patent:** **** Feb. 9, 2021**

(54) **PACKAGING BOX**

(71) Applicant: **Novartis AG**, Basel (CH)
(72) Inventor: **Ian Andrew Gray**, Basel (CH)
(73) Assignee: **NOVARTIS AG**, Basel (CH)

(**) Term: **15 Years**
(21) Appl. No.: **29/647,942**
(22) Filed: **May 17, 2018**

Related U.S. Application Data

(62) Division of application No. 35/501,372, filed on Apr. 7, 2016 (U.S. filing date under 35 U.S.C. 384), and (Continued)

(51) **LOC (13) Cl.** **09-03**
(52) **U.S. Cl.**
USPC **D9/416; D9/423; D9/432**

(58) **Field of Classification Search**
USPC D9/414, 416, 418, 420-423, 430, 432, D9/433, 715, 721
CPC ... A23B 7/148; A23L 3/2418; A23V 2002/00; A47G 1/001; B65D 65/04; B65D 65/14; B65D 65/22; B65D 75/08; B65D 75/322; B65D 77/08; B65D 77/225; B65D 81/3461; B65D 85/36; B65D 85/60; B65D 2101/0015; B65D 2205/00; B65D (Continued)

(56) **References Cited**

U.S. PATENT DOCUMENTS

2,089,067 A * 8/1937 Myers B65D 5/48008 229/120.08
D394,383 S * 5/1998 Bradfield D9/416 (Continued)

Primary Examiner — Keli L Hill
(74) *Attorney, Agent, or Firm* — Arent Fox LLP

(57) **CLAIM**



The ornamental design for a packaging box, as shown and described.

DESCRIPTION

The file of this patent contains at least one drawing/photograph executed in color. Copies of this patent with color drawing(s)/photograph(s) will be provided by the Office upon request and payment of the necessary fee.

FIG. 1 is a side elevation view of a first embodiment of a packaging box, showing my new design in a closed position; FIG. 2 is a front and bottom perspective view thereof; FIG. 3 is a front and bottom perspective view thereof, shown in a partially open position; FIG. 4 is a front and top perspective view of FIG. 3; FIG. 5 is a bottom plan view of FIG. 3; FIG. 6 is a top plan view thereof, shown in an open position; FIG. 7 is a front elevation view thereof, shown in an alternate closed position; FIG. 8 is a top plan view of a second embodiment of a packaging box, showing my new design in a closed position; FIG. 9 is a bottom plan view thereof; FIG. 10 is a front and bottom perspective view thereof; FIG. 11 is a front elevation view thereof, shown in a partially open position; FIG. 12 is a front elevation view thereof, shown in an open position; FIG. 13 is a top and front perspective view thereof, shown in an alternate closed position; and, FIG. 14 is a front and bottom perspective of FIG. 13. The broken lines shown in the figures are included for the purpose of illustrating portions of the packaging box and form no part of the claimed design.

1 Claim, 14 Drawing Sheets
(14 of 14 Drawing Sheet(s) Filed in Color)



Related U.S. Application Data

having an international filing date of Apr. 7, 2016,
now Pat. No. Des. 820,672.

(58) **Field of Classification Search**

CPC 2543/00296; B65D 2543/00694; B65D
2543/00805; B65D 2571/0066; B65D
2585/36

See application file for complete search history.

(56) **References Cited**

U.S. PATENT DOCUMENTS

D433,630	S	*	11/2000	Lubineau-Bigot	D9/416
D503,087	S	*	3/2005	Dzwill	D3/264
D503,614	S	*	4/2005	Sax	B65D 5/16
						D9/415
D607,317	S	*	1/2010	Collins	D9/423
D679,582	S	*	4/2013	Witte	D9/416
D687,706	S	*	8/2013	Akana	D9/432
D721,575	S	*	1/2015	Paboojian	D9/423
D743,247	S	*	11/2015	Solovov, Jr.	B65D 5/16
						D9/414
D747,186	S	*	1/2016	Palmer	D9/416
D751,378	S	*	3/2016	Solovov, Jr.	D9/414
D751,891	S	*	3/2016	Solovov, Jr.	D9/414
D772,053	S	*	11/2016	Mayer	B65D 5/48008
						D9/423
D820,672	S	*	6/2018	Gray	D9/416
D833,867	S	*	11/2018	Perella	D9/432
D848,834	S	*	5/2019	Exner	D9/431
D848,835	S	*	5/2019	Exner	D9/431
D888,551	S	*	6/2020	Kim	D9/432
D890,605	S	*	7/2020	Nelson	D9/423
D894,728	S	*	9/2020	Dwork	D9/420

* cited by examiner




FIG. 1




FIG. 2




FIG. 3




FIG. 4




FIG. 5




FIG. 6




FIG. 7



FIG. 8




FIG. 9




FIG. 10




FIG. 11




FIG. 12




FIG. 13




FIG. 14