



US00D909860S

(12) **United States Design Patent** (10) **Patent No.:** **US D909,860 S**
Johnston et al. (45) **Date of Patent:** **** Feb. 9, 2021**

- (54) **EDGE GUARD FOR AREA RUG**
- (71) Applicant: **Tarkett USA Inc.**, Solon, OH (US)
- (72) Inventors: **Curt Johnston**, Chagrin Falls, OH (US); **Terrance Arthur Mowers**, Lookout Mountain, TN (US)
- (73) Assignee: **Tarkett USA Inc.**, Solon, OH (US)
- (**) Term: **15 Years**
- (21) Appl. No.: **29/607,072**
- (22) Filed: **Jun. 9, 2017**
- (51) **LOC (13) Cl.** **08-09**
- (52) **U.S. Cl.**
USPC **D8/400**
- (58) **Field of Classification Search**
USPC D8/321, 359, 374, 375, 376, 377, 400, D8/61, 64, 70, 363, 381, 354, 349, 403, D8/57, 69, 310; D3/276; D6/587; D7/318, 393, 600, 622, 705, 624.1, 502, D7/553.1, 553.2, 553.4, 553.5, 553.6, D7/554.2, 554.3; D9/531; D14/238, 373, D14/448, 451, 452; D25/38.1, 41.1, 43, D25/48.2, 48.3
CPC Y10T 16/10; Y10T 16/104; Y10T 16/124; Y10T 16/1263; Y10T 16/127; Y10T 16/131; Y10T 16/14; Y10T 16/35; Y10T 16/3543; Y10T 16/37; Y10T 16/376; Y10T 16/379; Y10T 16/387; Y10T 24/44573; Y10T 29/53543; Y10T 137/6903; Y10T 16/372; Y10T 16/375; Y10T 16/378; Y10T 16/3797; A47H 1/02
See application file for complete search history.

- D283,317 S * 4/1986 Stewart D12/217
 - D354,572 S * 1/1995 Headrick D25/48.2
 - D394,776 S * 6/1998 Callas D6/587
 - D520,862 S * 5/2006 Munson D8/354
 - D744,318 S * 12/2015 Laengle D8/354
- (Continued)

OTHER PUBLICATIONS

Johnsonite Vinyl Carpet Edge Guards—#A522, posted as early as Sep. 24, 2014, [retrieved Sep. 16, 2019]. Retrieved from Internet, <URL: <https://www.kofflersales.com/p/johnsonite-carpet-edge-guards.asp?tab=reviewed> >.*

(Continued)

Primary Examiner — Shannon W Morgan
Assistant Examiner — Kristin E Reed
(74) *Attorney, Agent, or Firm* — Walter Haverfield LLP; Sean Mellino

(57) **CLAIM**

The ornamental design for an edge guard for area rug, as shown and described.

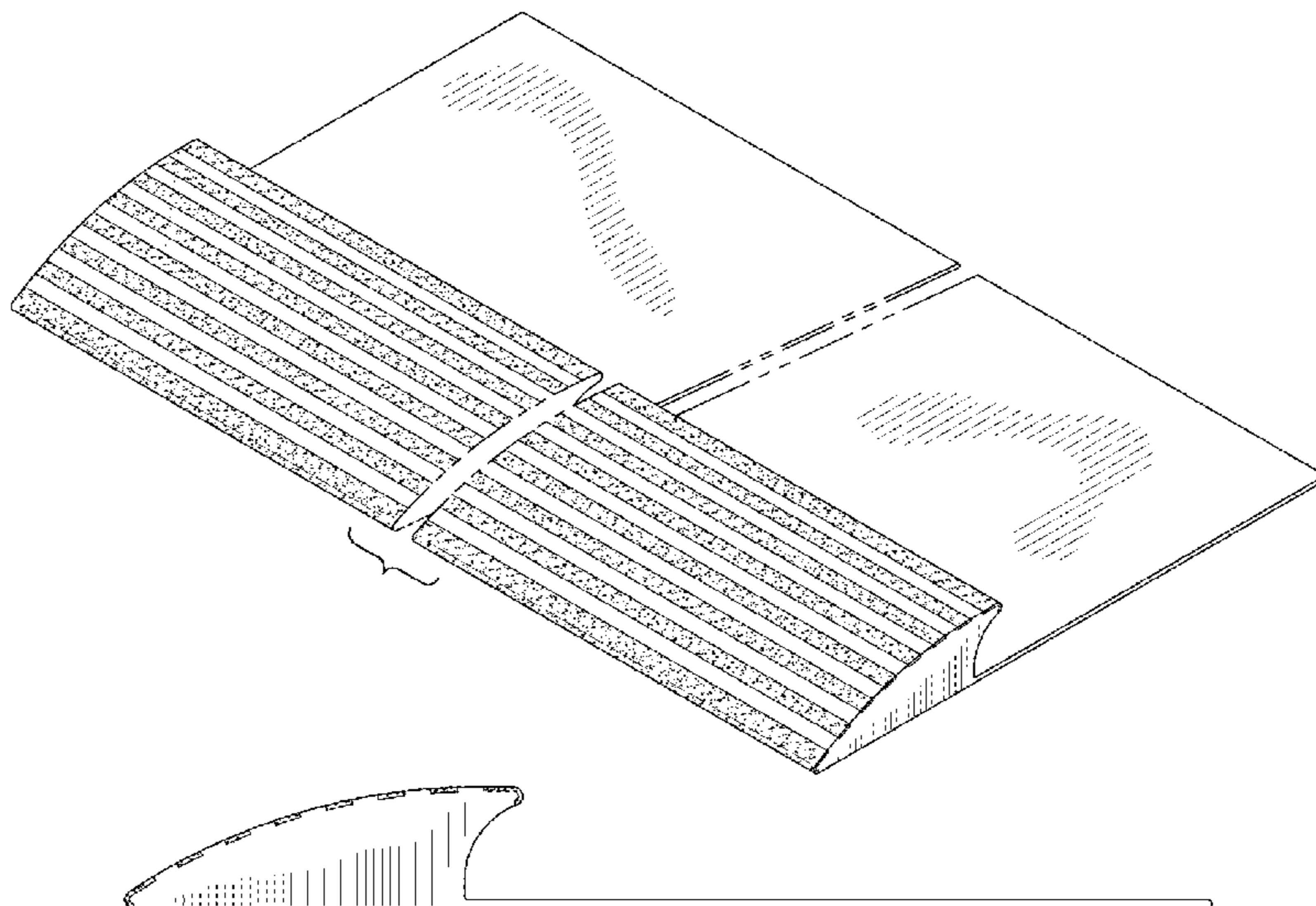
DESCRIPTION

FIG. 1 is a perspective front view of an edge guard for area rug according to the present invention; FIG. 2 is a perspective rear view thereof; FIG. 3 is a side view thereof; FIG. 4 is an opposite side view of FIG. 3; FIG. 5 is a front view thereof; FIG. 6 is a rear view thereof; FIG. 7 is a top view thereof; and, FIG. 8 is a bottom view thereof.

The edge guard for area rug is shown with a symbolic break in its length. The appearance of any portion of the article between the break lines forms no part of the claimed design. The broken lines shown in the drawings depict symbolic breaks of the edge guard for area rugs that form no part of the claimed design.

1 Claim, 3 Drawing Sheets

- (56) **References Cited**
U.S. PATENT DOCUMENTS
D45,130 S * 1/1914 Timke D6/587
D260,851 S * 9/1981 Parker D6/553



(56)

References Cited

U.S. PATENT DOCUMENTS

D752,422 S * 3/2016 Veilleux D8/377
9,320,370 B1 * 4/2016 Bianchini A47F 5/0892
9,555,381 B2 * 1/2017 Evans B01F 11/0008
D787,090 S * 5/2017 Mowers D25/119
D812,772 S * 3/2018 Chapman D25/48.2
D853,827 S * 7/2019 Lang D8/377

OTHER PUBLICATIONS

IncStores Rubber Transition Floor Ramps Ideal for Rubber Tiles, Mats Or Rolls 12' Long Strip (4-6mm Ramp), posted Feb. 4, 2015, [retrieved Sep. 16, 2019]. Retrieved from Internet, <URL: <https://www.amazon.com/IncStores-Rubber-Transition-Floor-Ramps/dp/B00T6HMJA2> >.*

* cited by examiner

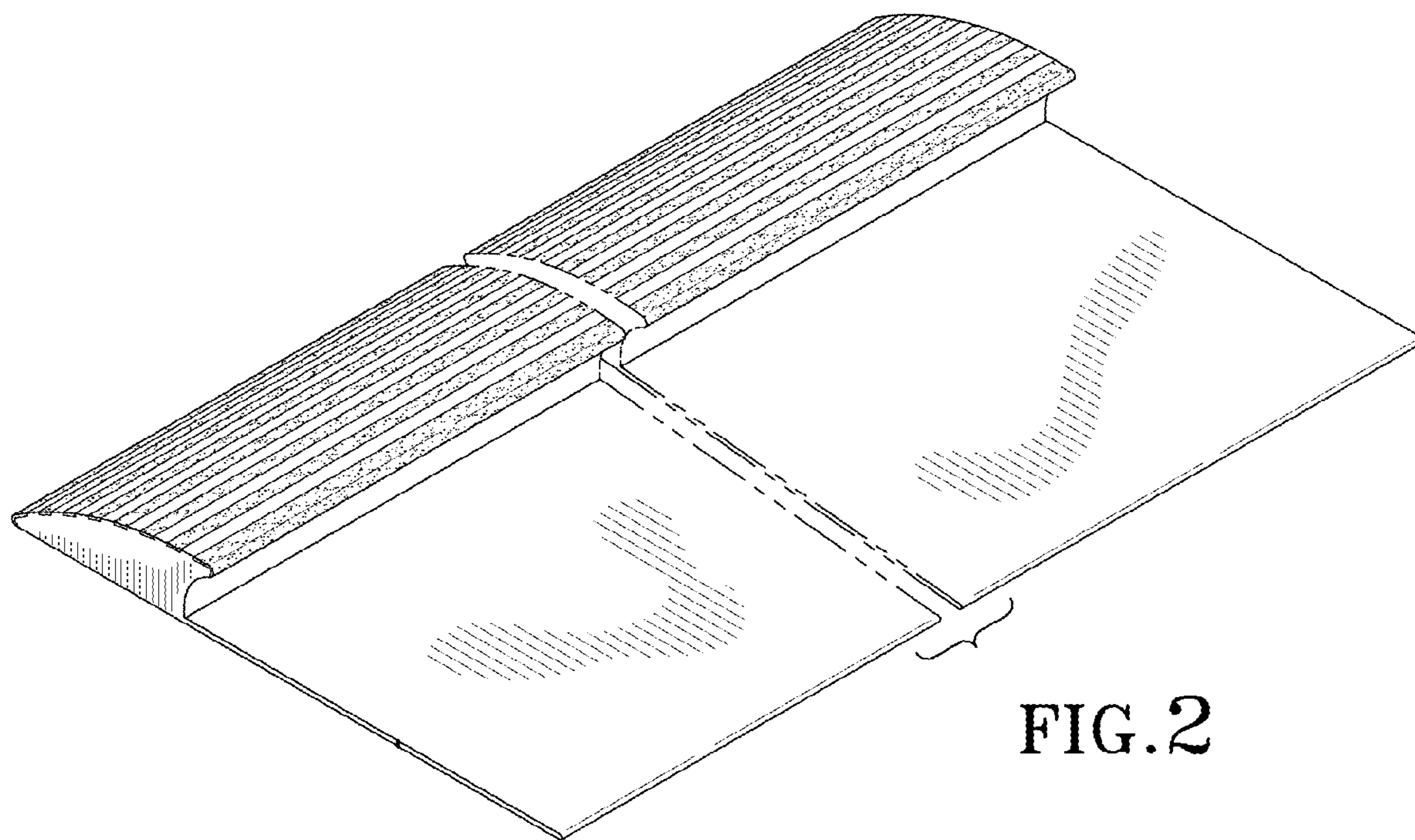
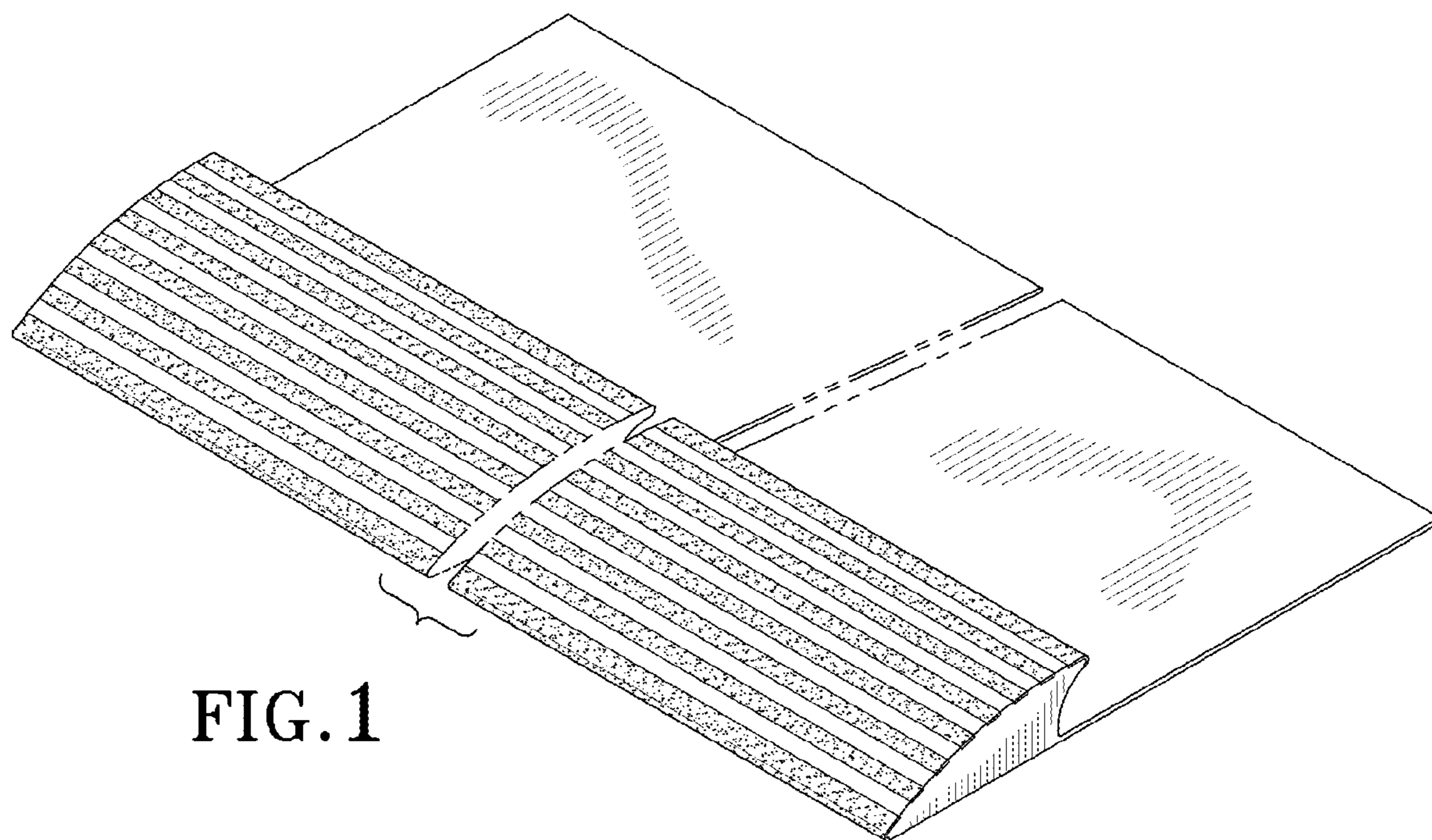




FIG. 3



FIG. 4

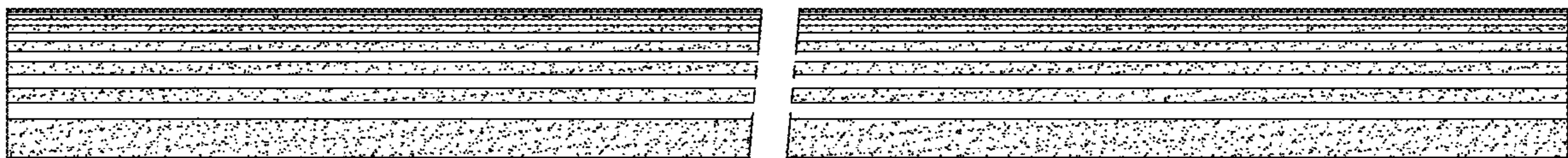


FIG. 5

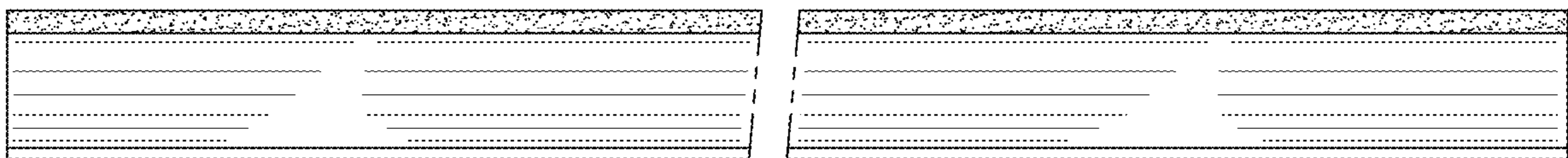


FIG. 6

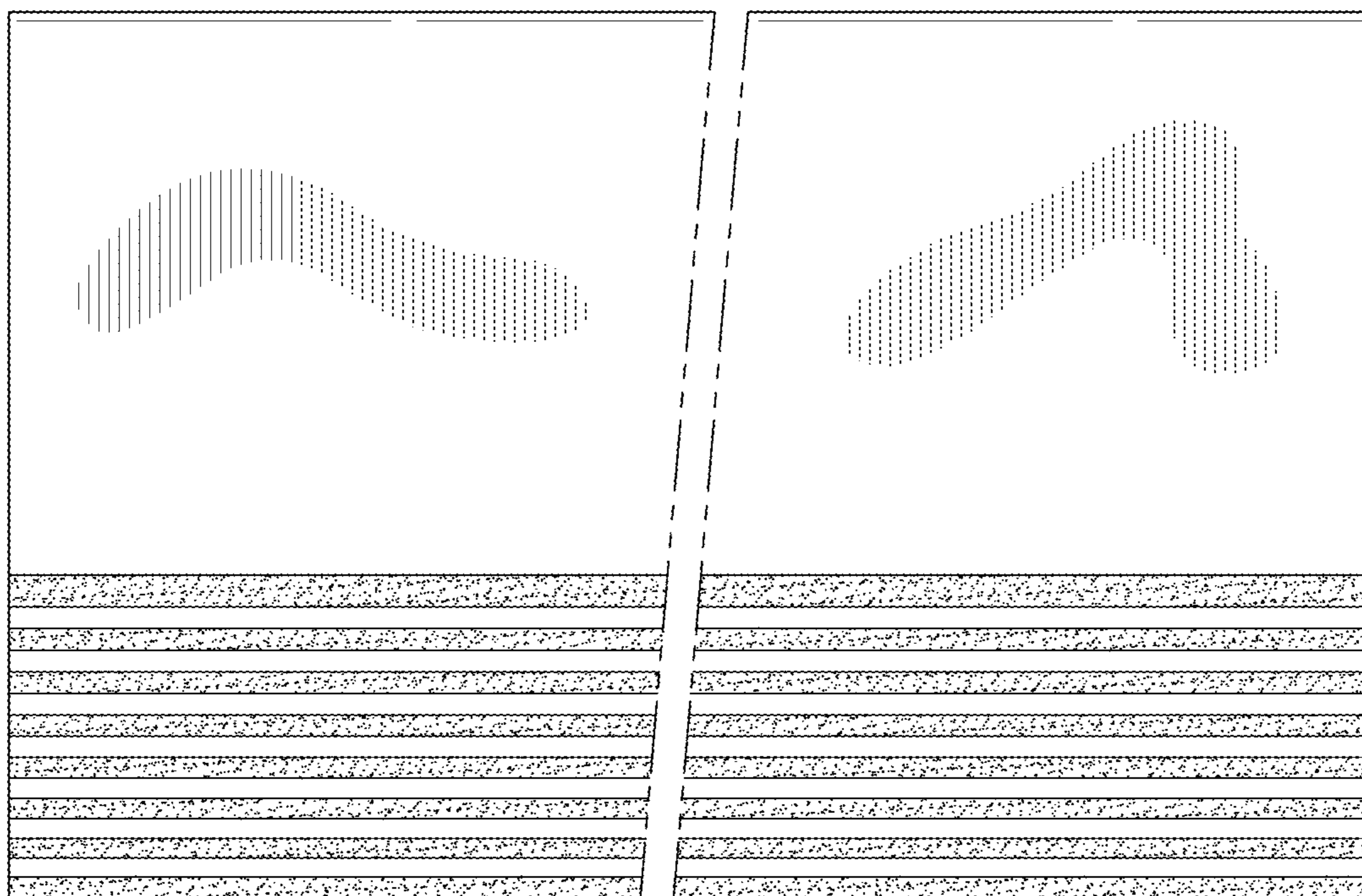


FIG. 7

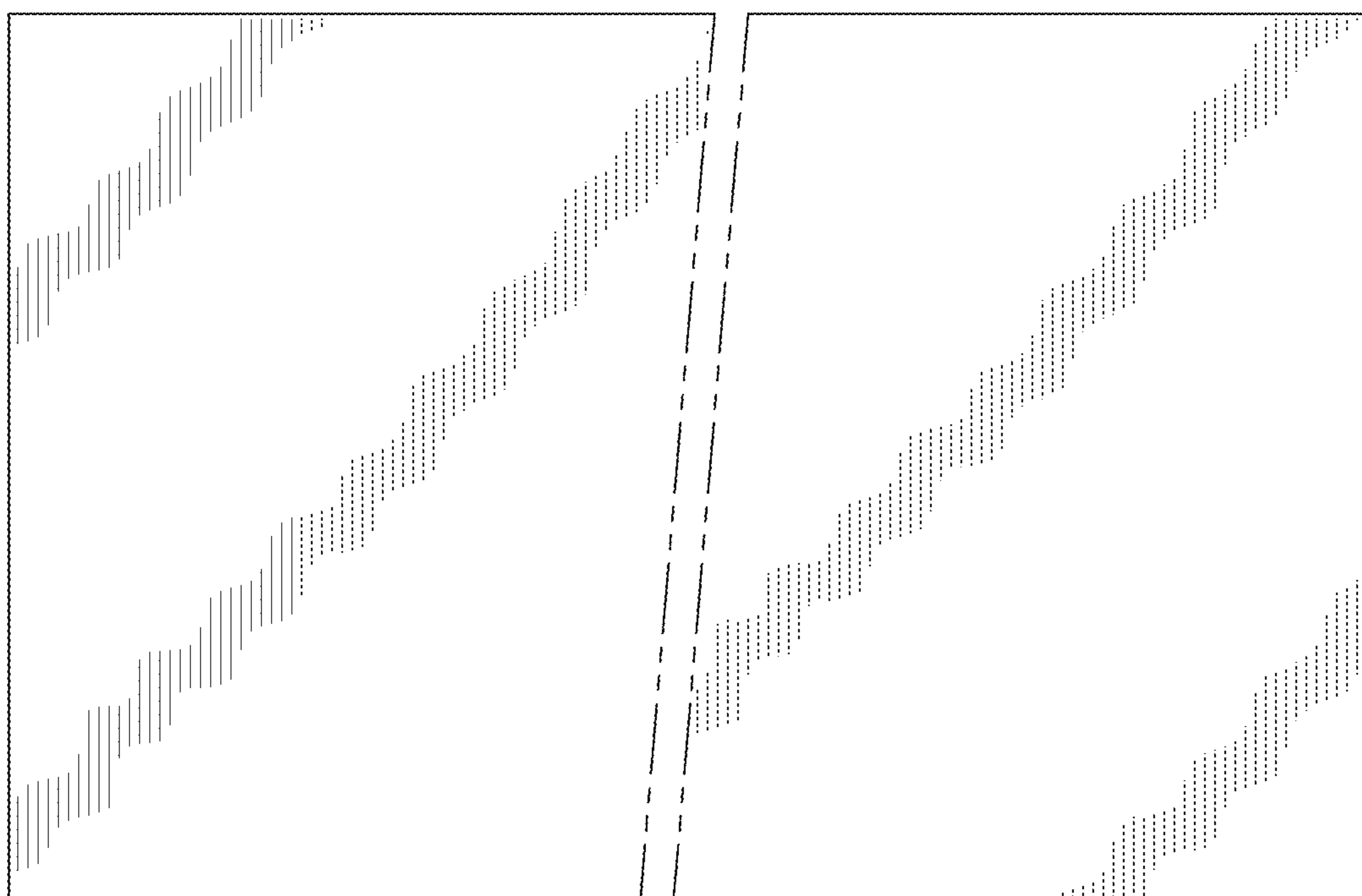


FIG. 8