



US00D909840S

(12) **United States Design Patent**
Hodgins

(10) **Patent No.:** **US D909,840 S**

(45) **Date of Patent:** **** Feb. 9, 2021**

- (54) **LOAD BINDER HANDLE**
- (71) Applicant: **3296393 Canada Inc.**, Prince George (CA)
- (72) Inventor: **Kevin Hodgins**, Prince George (CA)
- (73) Assignee: **3296393 CANADA INC.**, Prince George (CA)
- (**) Term: **15 Years**
- (21) Appl. No.: **29/698,308**
- (22) Filed: **Jul. 16, 2019**
- (30) **Foreign Application Priority Data**
Jan. 22, 2019 (CA) 185772
- (51) **LOC (13) Cl.** **08-05**
- (52) **U.S. Cl.**
USPC **D8/44**
- (58) **Field of Classification Search**
USPC D8/14, 44, 51, 107
CPC F16G 15/0071; Y10T 24/2177; Y10T 24/2175; B60P 7/0838
See application file for complete search history.
- (56) **References Cited**
U.S. PATENT DOCUMENTS
2,824,717 A * 2/1958 Yeager F16G 11/12 24/270
4,500,073 A * 2/1985 Smith F16G 15/00 24/68 CT

- 4,693,097 A * 9/1987 Rivera E05B 67/38 24/116 R
- D309,854 S * 8/1990 Smith D8/44
- 7,913,363 B2 * 3/2011 Scott F16G 15/00 24/68 CT
- 8,166,831 B2 * 5/2012 Ruan B60P 7/083 73/862.42
- 9,242,592 B1 * 1/2016 Meszaros B60P 7/0838
- 9,610,885 B2 * 4/2017 Williams B60P 7/0853
- 9,810,285 B2 * 11/2017 McNeilly B60P 7/0807
- 2008/0235922 A1 * 10/2008 Scott F16G 15/00 24/68 CT

* cited by examiner

Primary Examiner — Philip S Hyder

(74) *Attorney, Agent, or Firm* — Davis & Bujold PLLC; Michael J. Bujold

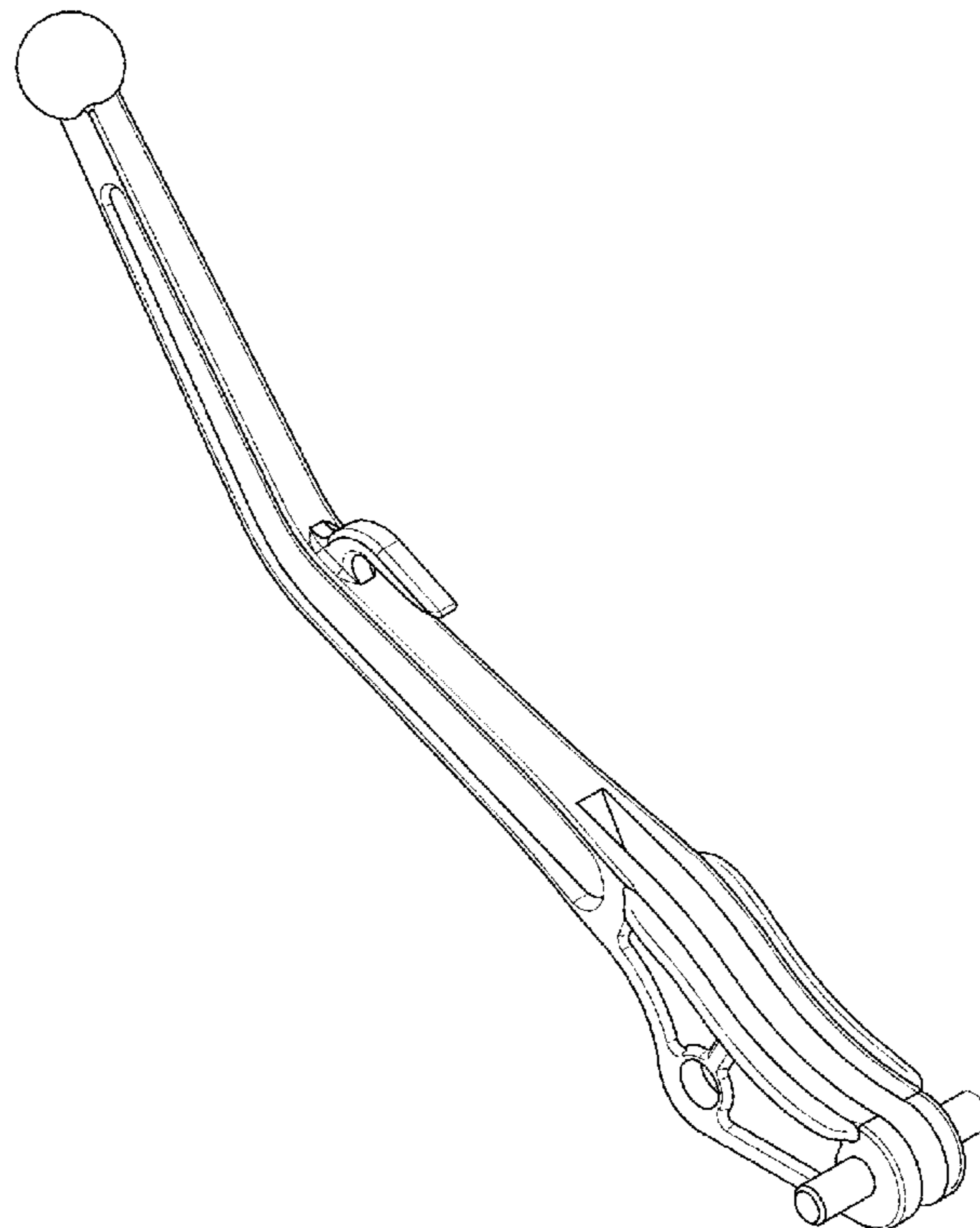
(57) **CLAIM**

I claim the ornamental design for a load binder handle, as shown and described.

DESCRIPTION

FIG. 1 is a left side perspective view of a load binder handle. FIG. 2 is a right side elevation view of the load binder handle of FIG. 1, the left side elevation view being a mirror image. FIG. 3 is a top plan view of the load binder handle of FIG. 1. FIG. 4 is a bottom plan view of the load binder handle of FIG. 1. FIG. 5 is a rear elevation view of the load binder handle of FIG. 1; and, FIG. 6 is a front elevation view of the load binder handle of FIG. 1.

1 Claim, 6 Drawing Sheets



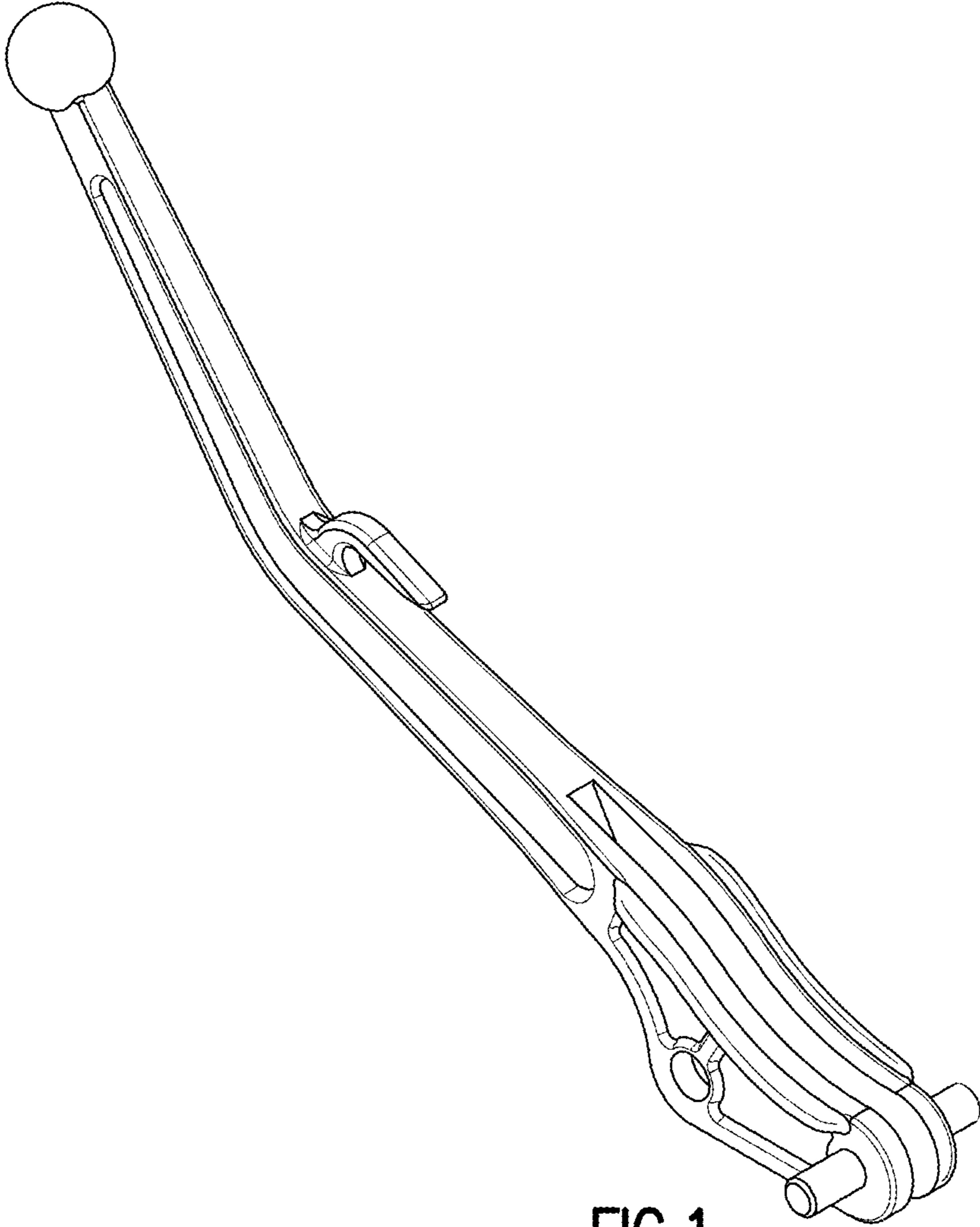


FIG.1

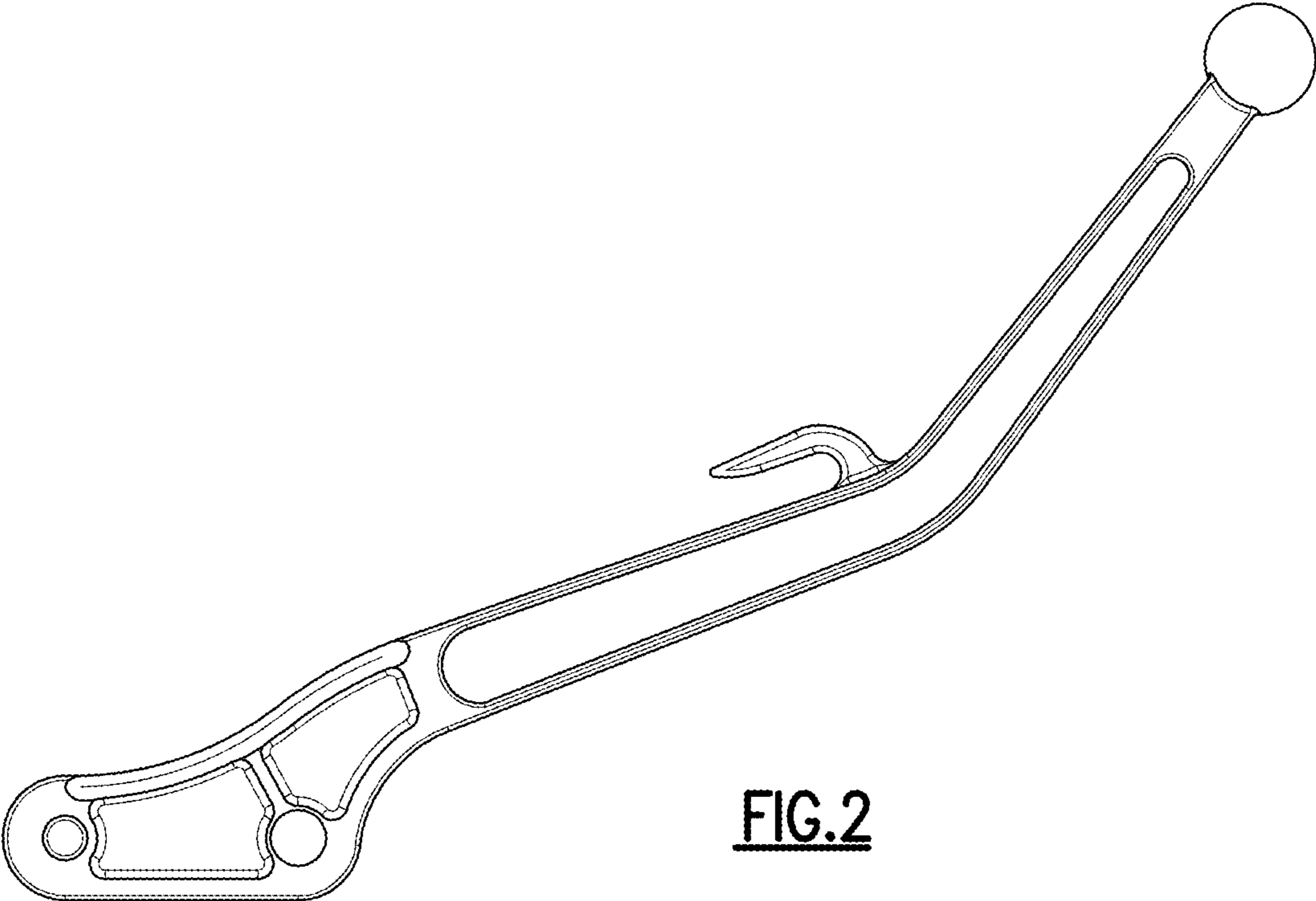


FIG.2

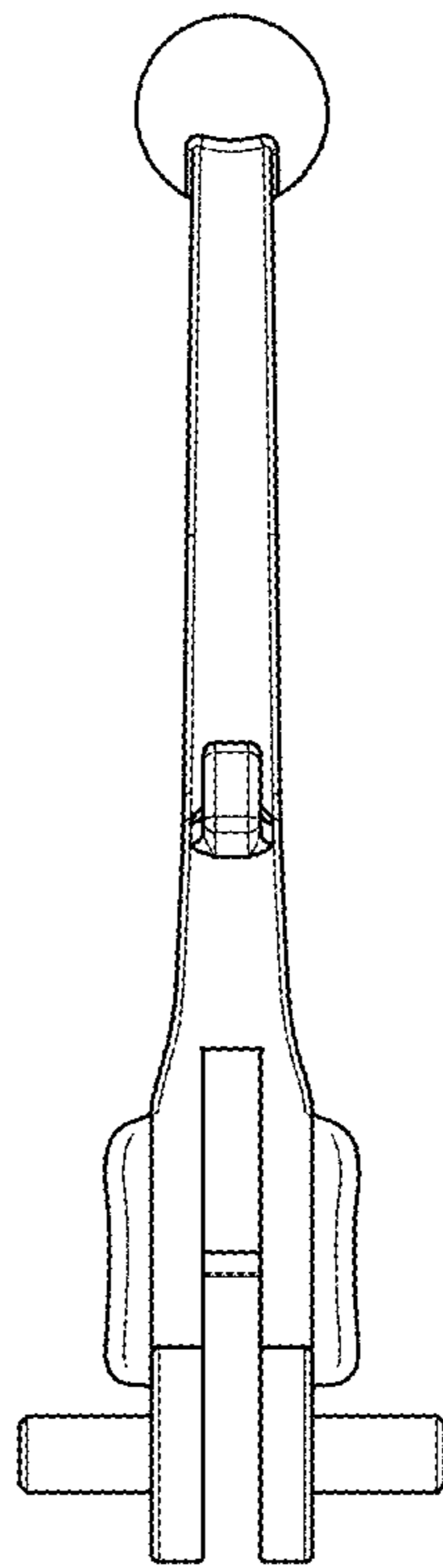


FIG.3

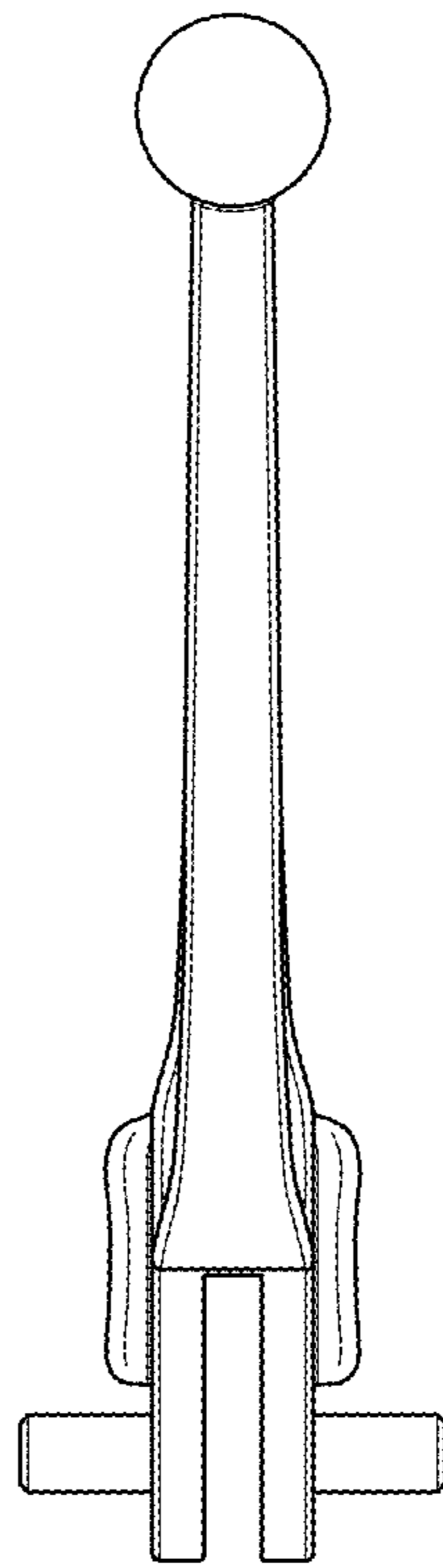


FIG.4

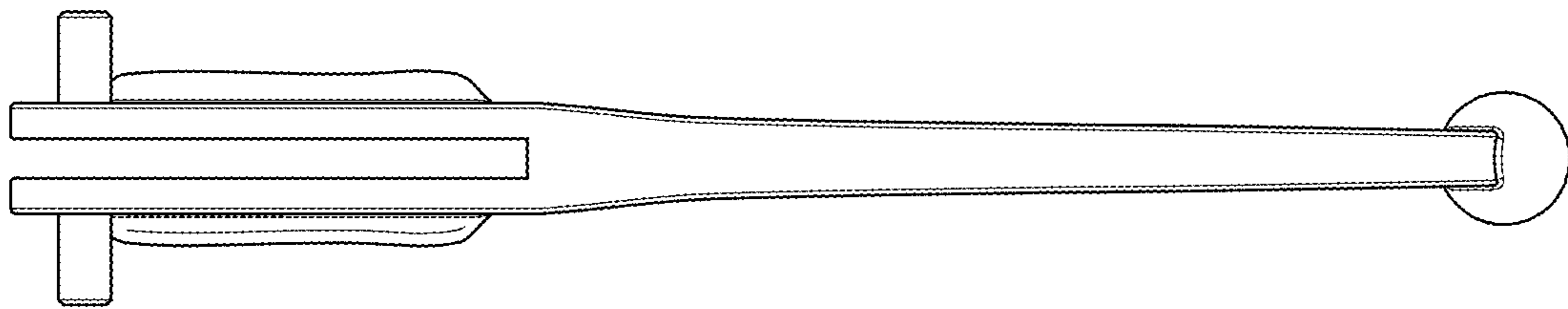


FIG.5

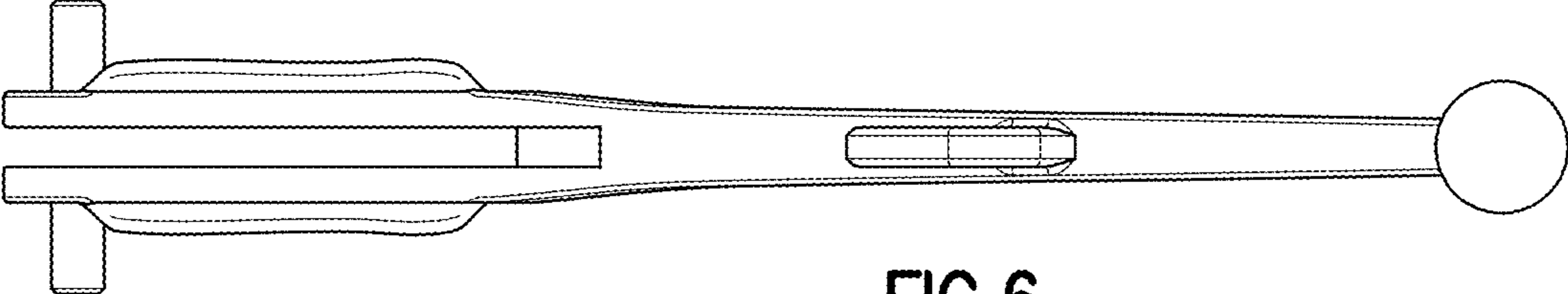


FIG. 6