



US00D909836S

(12) **United States Design Patent** (10) **Patent No.:** **US D909,836 S**
Rhoton et al. (45) **Date of Patent:** **** Feb. 9, 2021**

- (54) **BALL VALVE TOOL**
- (71) Applicants: **Audley Rhoton**, Gate City, VA (US);
Shelia Richards, Gate City, VA (US)
- (72) Inventors: **Audley Rhoton**, Gate City, VA (US);
Shelia Richards, Gate City, VA (US)
- (**) Term: **15 Years**
- (21) Appl. No.: **29/712,796**
- (22) Filed: **Nov. 12, 2019**
- (51) **LOC (13) Cl.** **08-05**
- (52) **U.S. Cl.**
USPC **D8/14**
- (58) **Field of Classification Search**
USPC D8/14, 21, 29, 51
CPC B25B 27/02; B25B 27/14; B25B 27/24;
B25B 13/44; B25F 1/04; B25F 1/00
See application file for complete search history.

5,647,253 A * 7/1997 Pozek F16B 23/0061
81/125
D385,285 S * 10/1997 Brown D15/5
6,364,285 B1 4/2002 Stinnett
6,439,343 B1 * 8/2002 Jorges E06C 9/04
182/187
6,564,679 B1 * 5/2003 Llamas B25B 13/02
81/124.2
D480,933 S * 10/2003 Wendt D8/21
7,000,897 B2 2/2006 Chick
7,080,581 B2 * 7/2006 Reese B25B 13/06
81/124.2
7,118,091 B2 10/2006 Price
7,311,020 B2 12/2007 George
D661,561 S * 6/2012 Stinson D8/29
D719,421 S 12/2014 Elder

FOREIGN PATENT DOCUMENTS

EP 2743554 6/2014

* cited by examiner

Primary Examiner — Philip S Hyder

(57) **CLAIM**

We claim the ornamental design for a ball valve tool, as shown and described.

DESCRIPTION

FIG. 1 is a front view of the ball valve tool.
 FIG. 2 is a rear view of the claimed design.
 FIG. 3 is a left side view of the claimed design.
 FIG. 4 is a right side view of the claimed design.
 FIG. 5 is a top view of the claimed design.
 FIG. 6 is a bottom view of the claimed design; and,
 FIG. 7 is a perspective view of the claimed design.

1 Claim, 4 Drawing Sheets

(56) **References Cited**
U.S. PATENT DOCUMENTS

1,247,707 A 11/1917 Morich
 D248,536 S * 7/1978 Domasin D8/21
 4,569,259 A * 2/1986 Rubin B25B 13/485
 411/402
 4,573,378 A 3/1986 McDonald
 4,806,170 A * 2/1989 Doty E03B 9/10
 134/22.1
 4,836,065 A * 6/1989 Setliff B25B 27/0042
 81/124.2
 5,054,179 A * 10/1991 Rini B25B 13/48
 29/213.1
 D335,616 S * 5/1993 Schafer D8/107

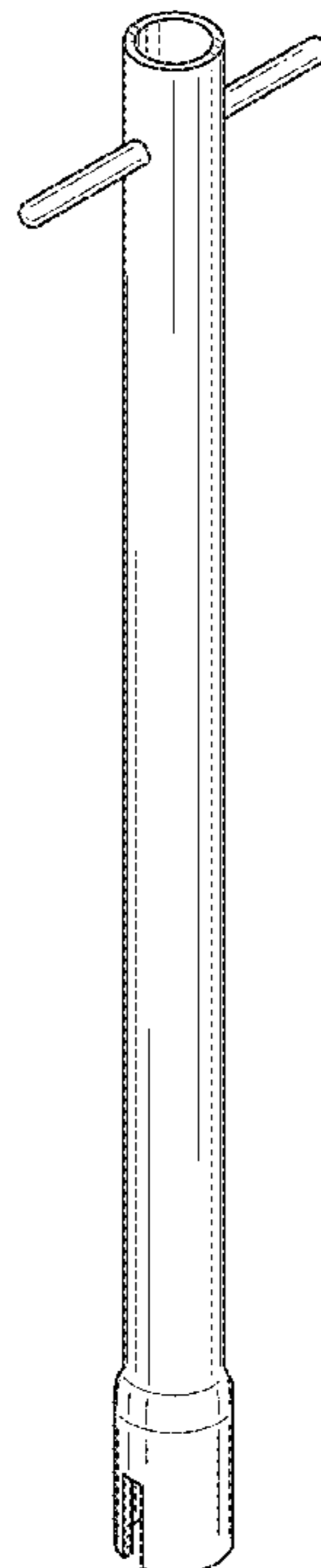


FIG. 1




FIG. 2




FIG. 3

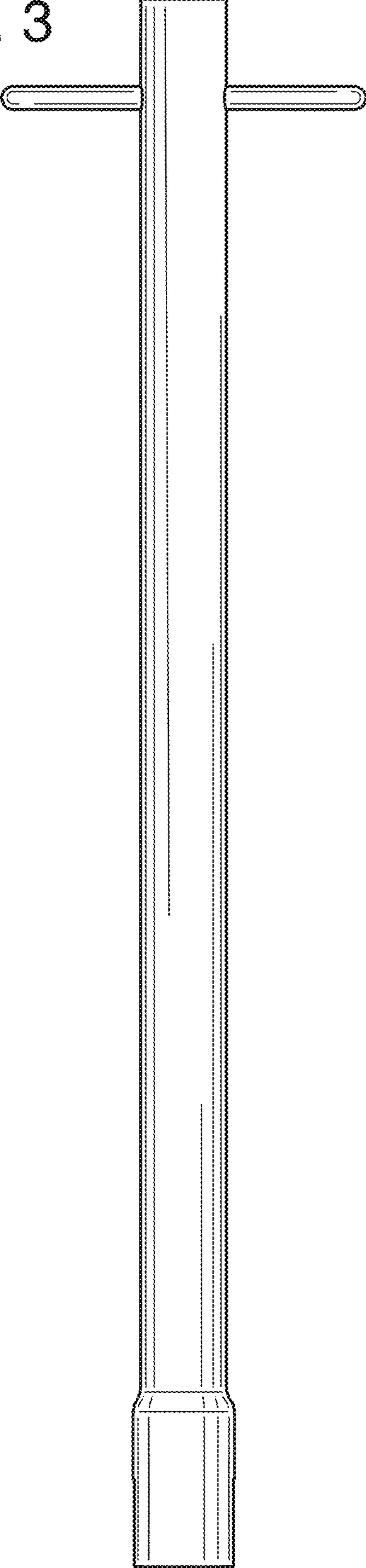
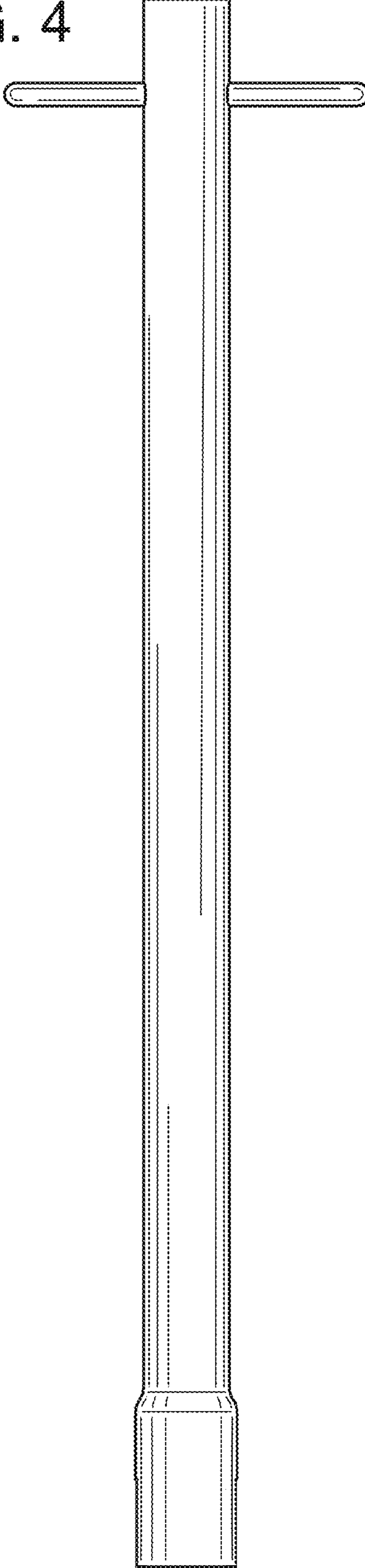


FIG. 4



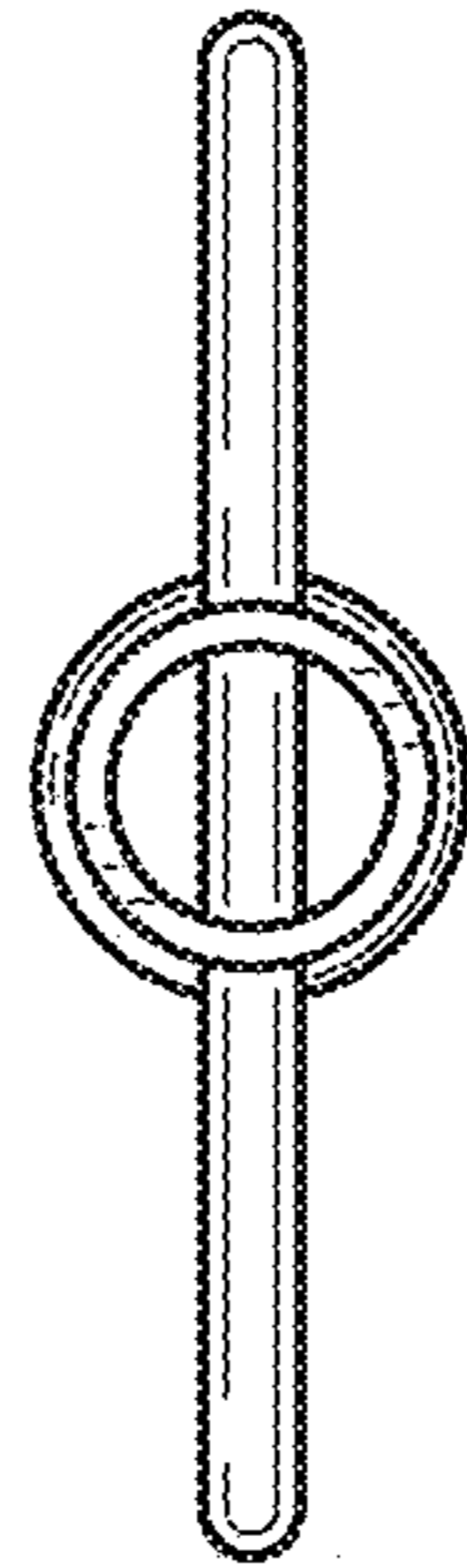


FIG. 5

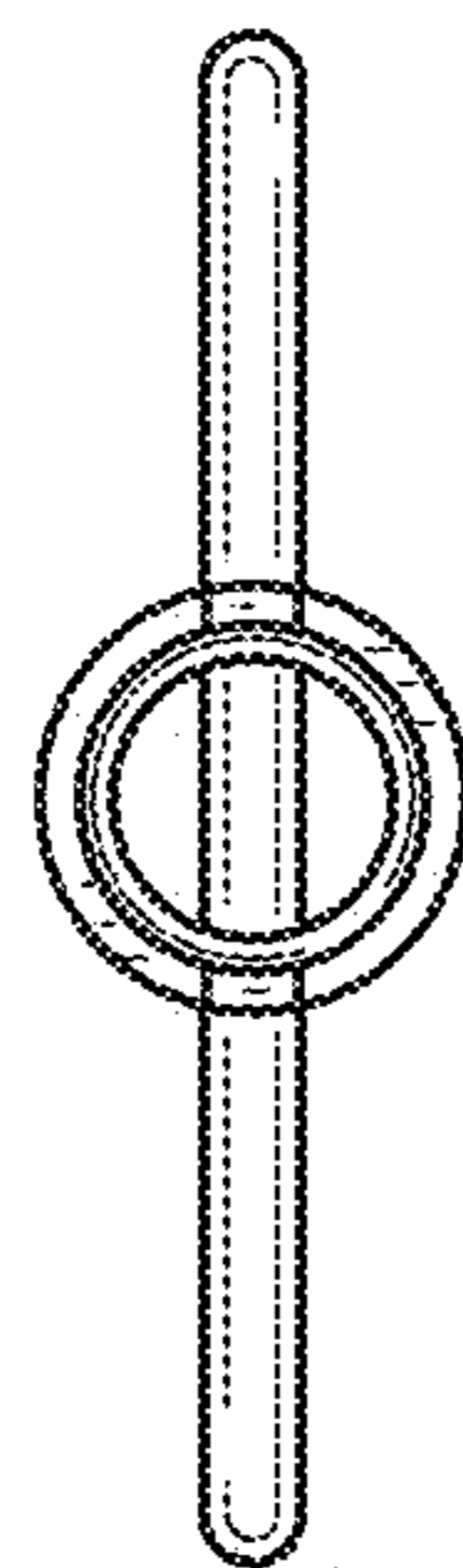


FIG. 6

FIG. 7

