



US00D909813S

(12) **United States Design Patent**
Yasuda

(10) **Patent No.:** **US D909,813 S**

(45) **Date of Patent:** **** Feb. 9, 2021**

(54) **COOKING DEVICE**

(71) Applicant: **John P Yasuda**, Tustin, CA (US)

(72) Inventor: **John P Yasuda**, Tustin, CA (US)

(**) Term: **15 Years**

(21) Appl. No.: **29/705,577**

(22) Filed: **Sep. 13, 2019**

(51) **LOC (13) Cl.** **07-02**

(52) **U.S. Cl.**

USPC **D7/409**; D7/354; D7/359

(58) **Field of Classification Search**

USPC D7/323, 354-362, 402, 409, 543, 545,
D7/549, 550.1, 553.1-553.8, 554.1-554.4,
D7/555, 584, 586; D9/424, 425,
D9/429-433, 455-456, 737, 756-762;
D23/412; D27/167

CPC A21B 3/00; A21B 3/13; A21B 3/15; A21B
3/134; A21B 5/00; A21B 5/02; A47J
27/04; A47J 36/022; A47J 36/025; A47J
36/027; A47J 36/36; A47J 37/00; A47J
37/04; A47J 37/106; B65D 1/22; B65D
1/24; B65D 1/34; B65D 1/36; B65D
43/0222; B65D 81/343; B65D 85/36

See application file for complete search history.

(56) **References Cited**

U.S. PATENT DOCUMENTS

D598,714 S * 8/2009 Aagaard D7/554.1
D664,000 S * 7/2012 Moulin D7/402

D688,088 S * 8/2013 Lee D7/362
D726,367 S * 4/2015 Dukat D27/167
D749,906 S * 2/2016 Lee D7/409
D752,202 S * 3/2016 Berkman D23/412
D795,640 S * 8/2017 McGrath D7/409
D821,140 S * 6/2018 Mirchandani D7/409
D860,726 S * 9/2019 Tsai D7/409
2005/0051157 A1* 3/2005 Cuomo A47J 36/36
126/275 R
2006/0057267 A1* 3/2006 Dow A47J 37/106
426/524
2012/0175367 A1* 7/2012 Lopes B65D 43/0222
220/200
2015/0040775 A1* 2/2015 Shieh A47J 27/04
99/403

* cited by examiner

Primary Examiner — Ricky Pham

(57) **CLAIM**

The ornamental design for a cooking device, as shown and described.

DESCRIPTION

FIG. 1 is a perspective view of a cooking device showing my design;

FIG. 2 is a front side elevational view thereof;

FIG. 3 is rear side elevational view thereof;

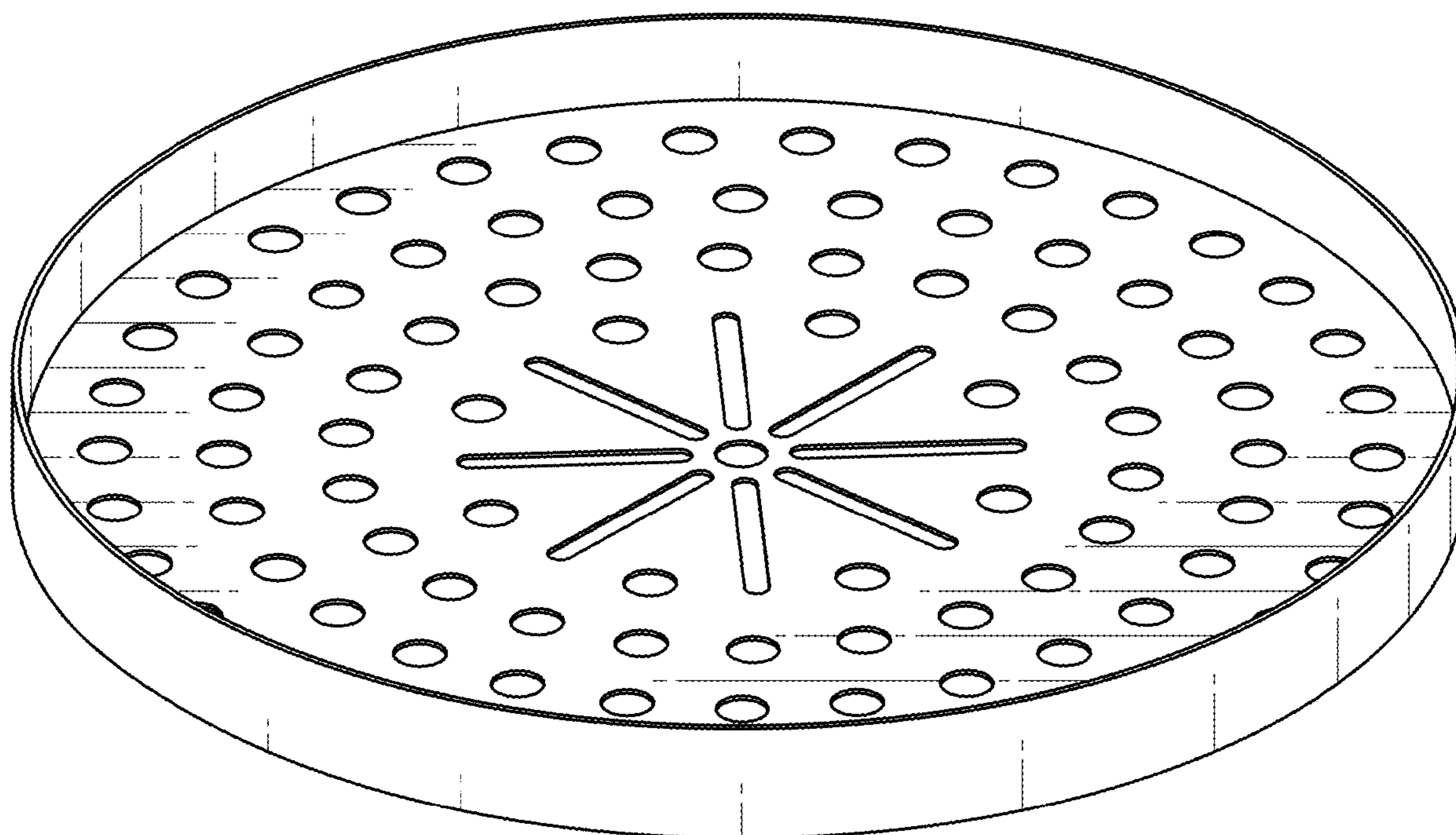
FIG. 4 is a left side elevational view thereof;

FIG. 5 is a right side elevational view thereof;

FIG. 6 is a top side view thereof; and,

FIG. 7 is a bottom side view thereof.

1 Claim, 4 Drawing Sheets



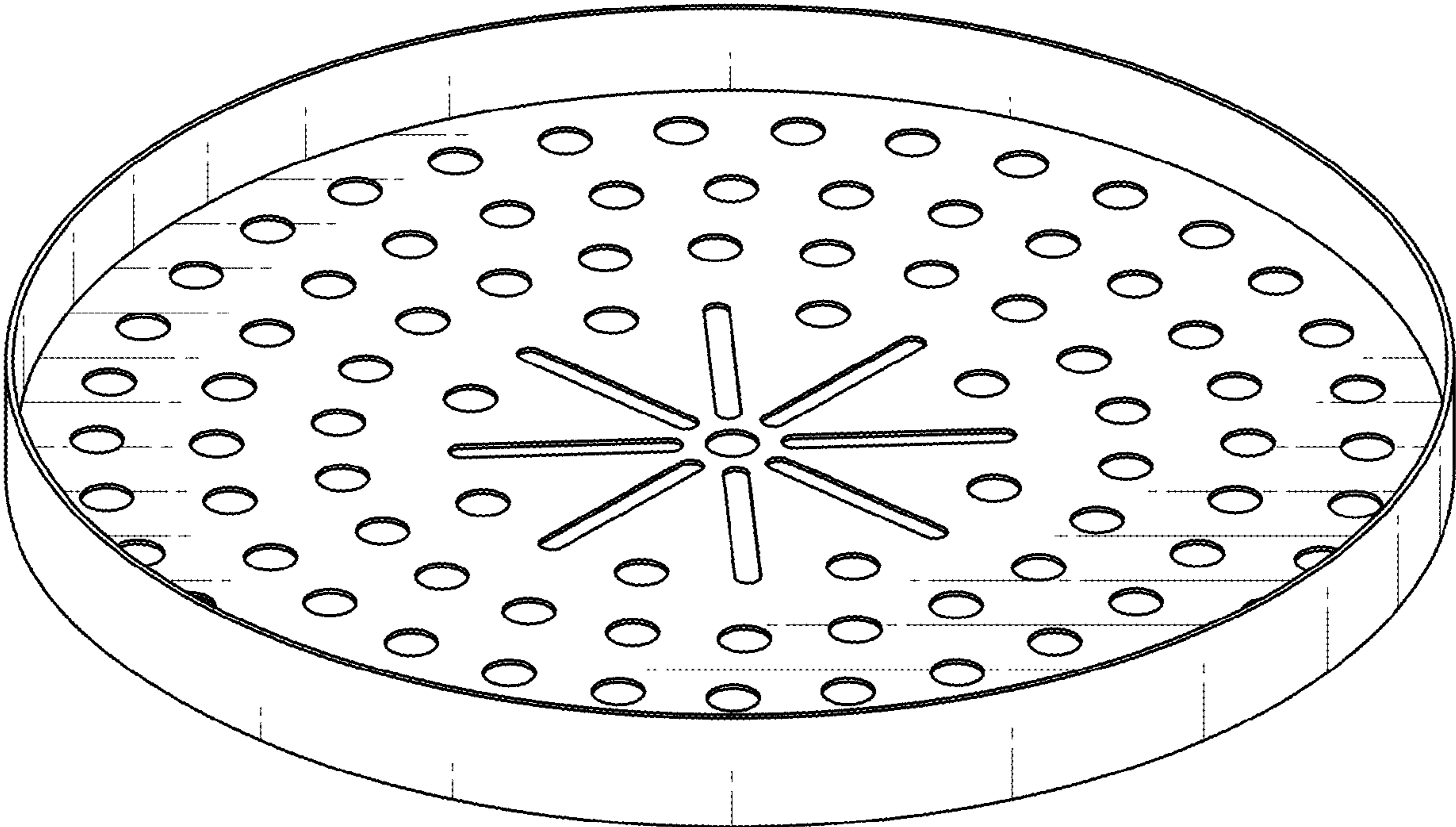


FIG. 1



FIG. 2

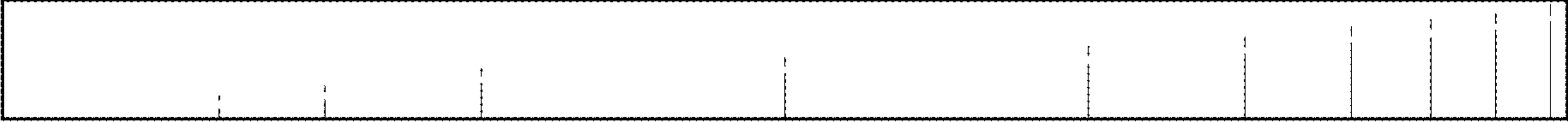


FIG. 3

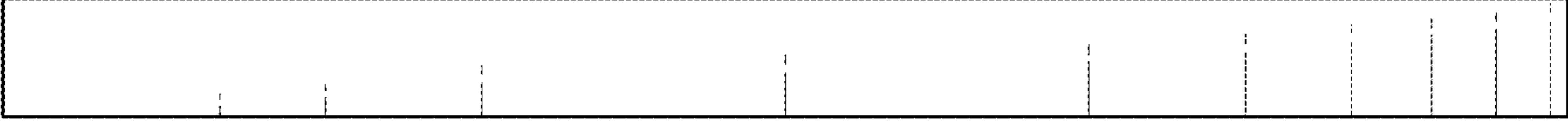


FIG. 4

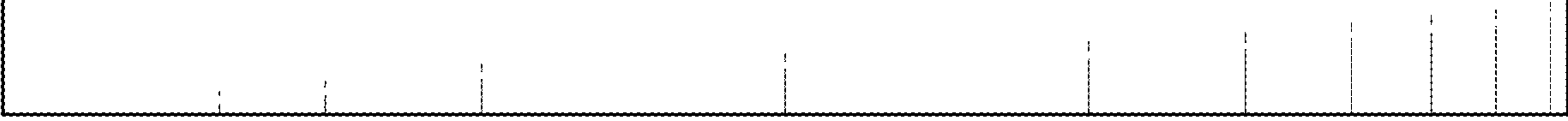


FIG. 5

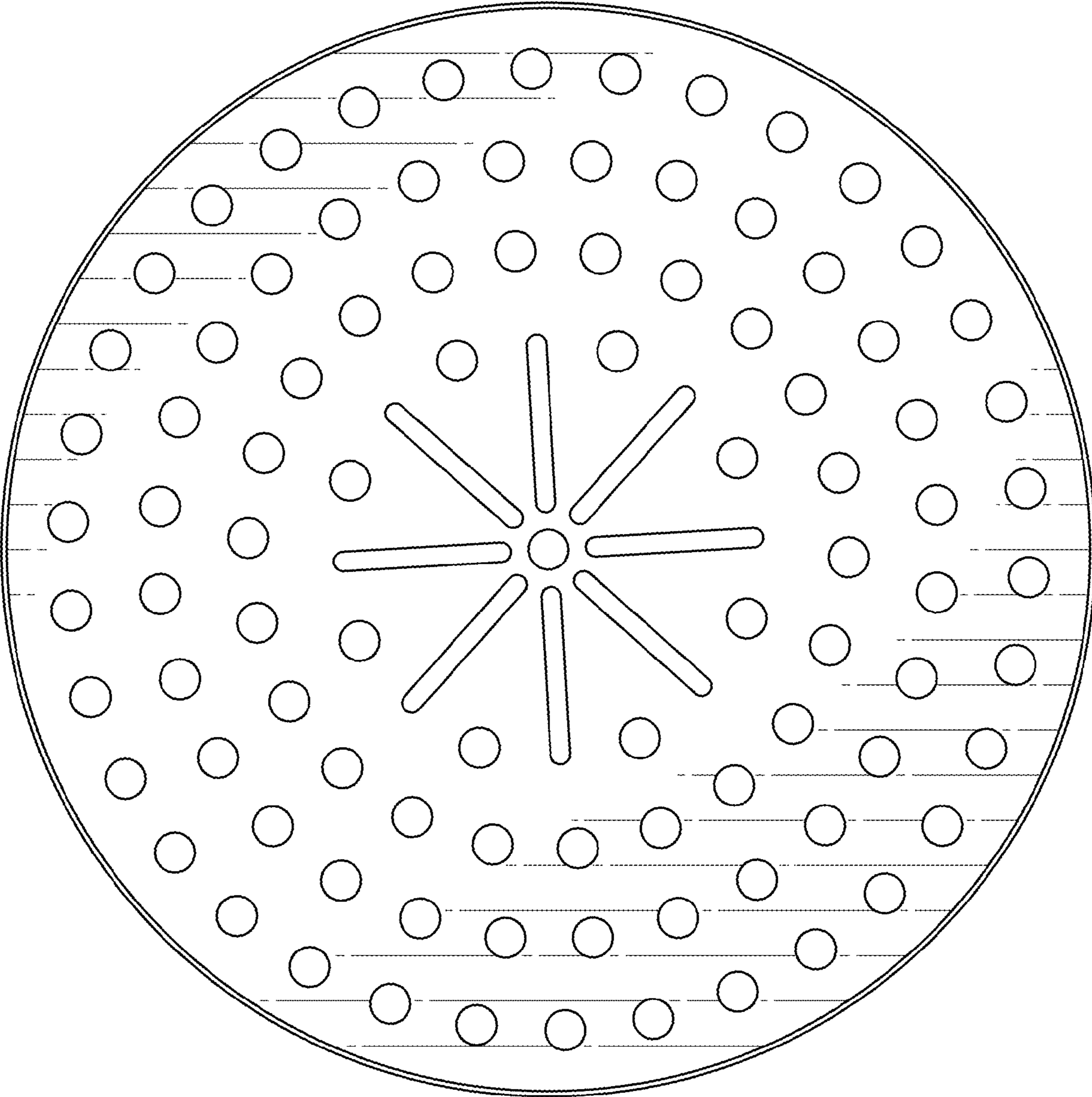


FIG. 6




FIG. 7