



US00D909789S

(12) **United States Design Patent** (10) **Patent No.:** **US D909,789 S**  
**Pettitt** (45) **Date of Patent:** **\*\* Feb. 9, 2021**

- (54) **BATHROOM CARPET RUNNER**
- (71) Applicant: **David A. Pettitt**, Cuyahoga Falls, OH (US)
- (72) Inventor: **David A. Pettitt**, Cuyahoga Falls, OH (US)
- (\*\*) Term: **15 Years**
- (21) Appl. No.: **29/695,971**
- (22) Filed: **Jun. 24, 2019**
- (51) **LOC (13) Cl.** ..... **06-11**
- (52) **U.S. Cl.**  
USPC ..... **D6/588**
- (58) **Field of Classification Search**  
USPC ..... D2/859, 860; D6/582-584, 586-589, D6/592, 593; D19/9; D25/163; D30/40, D30/57; D12/203  
CPC ..... A47G 27/02; A47G 27/0206; A47G 27/0212; A47G 27/0225; A47G 27/0231; A47G 27/0237; A47G 27/0468; A47G 9/062; A47G 27/0281; A47K 3/002; A47K 7/026; A63B 21/4037; A63B 6/00; G09B 19/0015  
See application file for complete search history.

- (56) **References Cited**  
U.S. PATENT DOCUMENTS  
D19,405 S \* 11/1889 Urstadt ..... A63B 21/4037 D5/4  
3,222,695 A \* 12/1965 Brown ..... A47D 15/003 5/417  
5,818,030 A \* 10/1998 Reyes ..... G06K 19/06196 235/492  
6,948,200 B2 \* 9/2005 Wyman ..... A47G 9/068 2/69.5  
7,219,944 B2 \* 5/2007 Klotz ..... B60R 5/04 105/423  
D646,517 S \* 10/2011 Noonan ..... A47G 9/068 D6/582

- D719,272 S \* 12/2014 Sundstrom ..... D24/206
- D882,777 S \* 4/2020 Delka ..... D24/126
- 2007/0226904 A1 \* 10/2007 Huffman ..... A63B 21/4037 5/417
- 2012/0210512 A1 \* 8/2012 Woods ..... A63B 21/4037 5/417

(Continued)

*Primary Examiner* — Kevin K Rudzinski  
*Assistant Examiner* — Clare Ann Gannon  
(74) *Attorney, Agent, or Firm* — Emerson, Thomson & Bennett, LLC

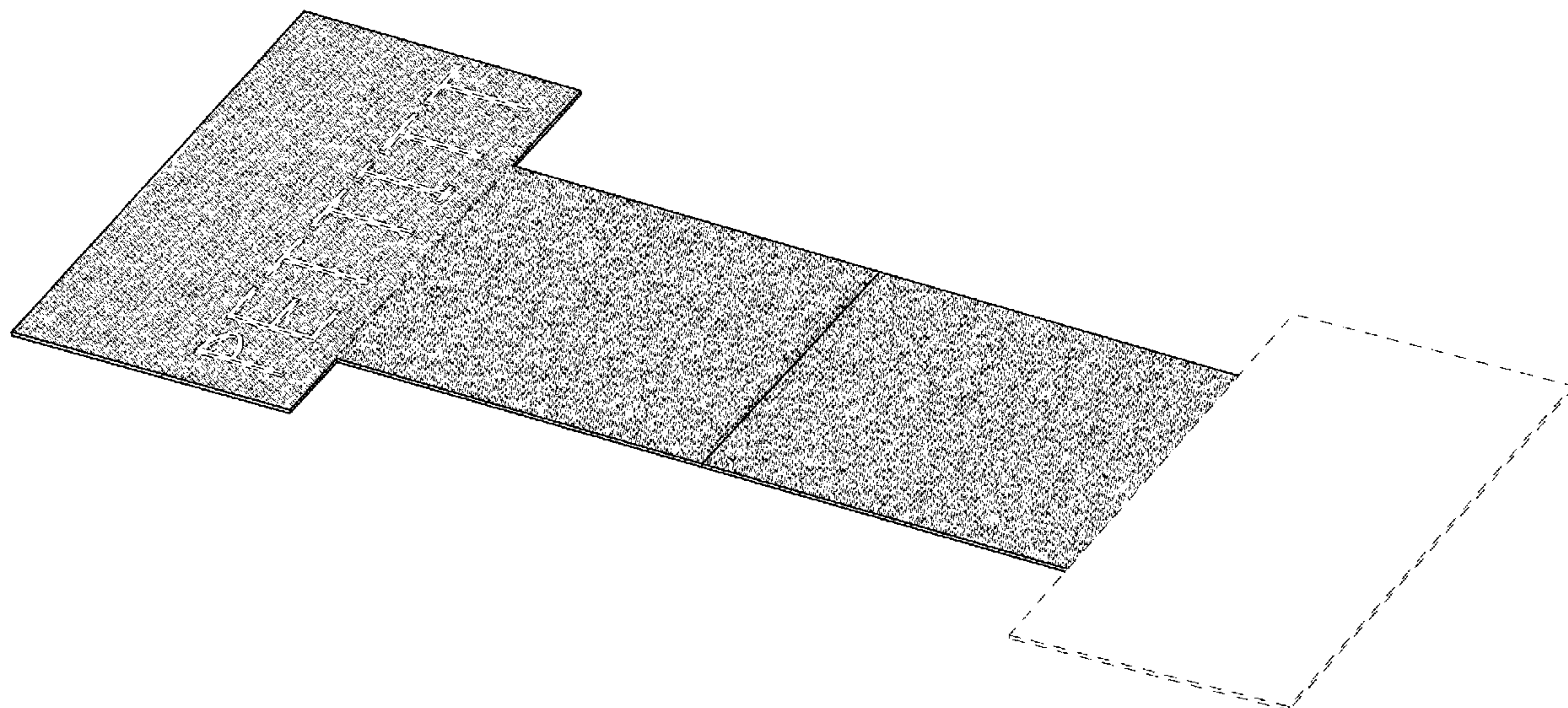
(57) **CLAIM**

The ornamental design for a bathroom carpet runner, as shown and described.

**DESCRIPTION**

FIG. 1 is a perspective view of a bathroom carpet runner, showing a first embodiment of my new design;  
FIG. 2 is a top plan view of FIG. 1;  
FIG. 3 is a bottom plan view of FIG. 1;  
FIG. 4 is a right-side elevational view of FIG. 1, the left-side elevational view being a mirror image thereof;  
FIG. 5 is a front elevational view of FIG. 1;  
FIG. 6 is a rear elevational view of FIG. 1;  
FIG. 7 is a perspective view of a second embodiment thereof;  
FIG. 8 is a top plan view of FIG. 7;  
FIG. 9 is a bottom plan view of FIG. 7;  
FIG. 10 is a right-side elevational view of FIG. 7, the left-side elevational view being a mirror image thereof;  
FIG. 11 is a front elevational view of FIG. 7; and,  
FIG. 12 is a rear elevational view of FIG. 7.  
The long-dashed broken lines showing a carpet section, text, and tape depict portions of the bathroom carpet runner that form no part of the claimed design. The remaining fine broken lines represent stitching, and are part of the claimed design. The shading in the second embodiment represents a contrast in appearance.

**1 Claim, 8 Drawing Sheets**



(56)

**References Cited**

U.S. PATENT DOCUMENTS

2017/0291063 A1\* 10/2017 Polenz ..... A63B 21/00047  
2018/0361193 A1\* 12/2018 Ross ..... A63B 21/4037  
2019/0029451 A1\* 1/2019 Lowenhagen ..... A47K 10/02

\* cited by examiner

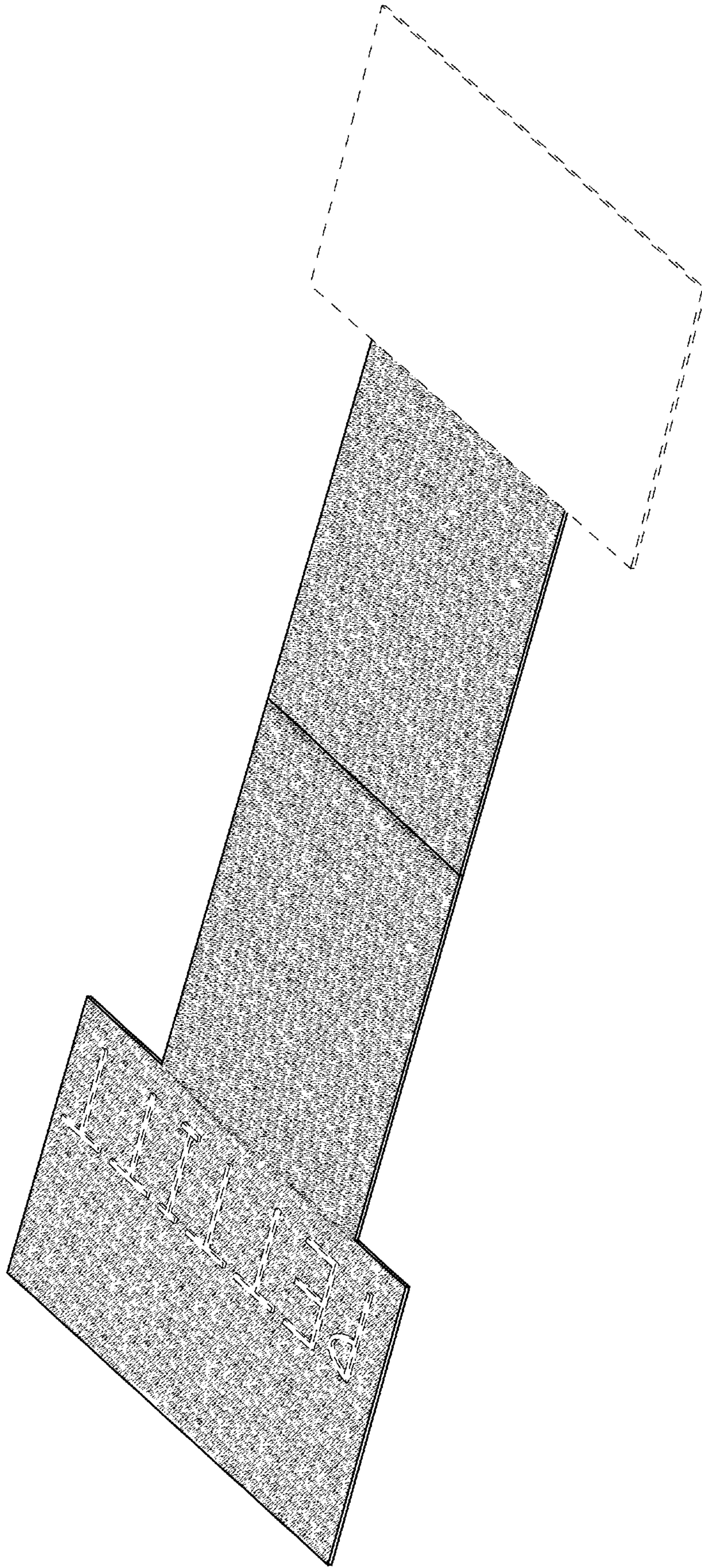


FIG. 1




FIG. 2

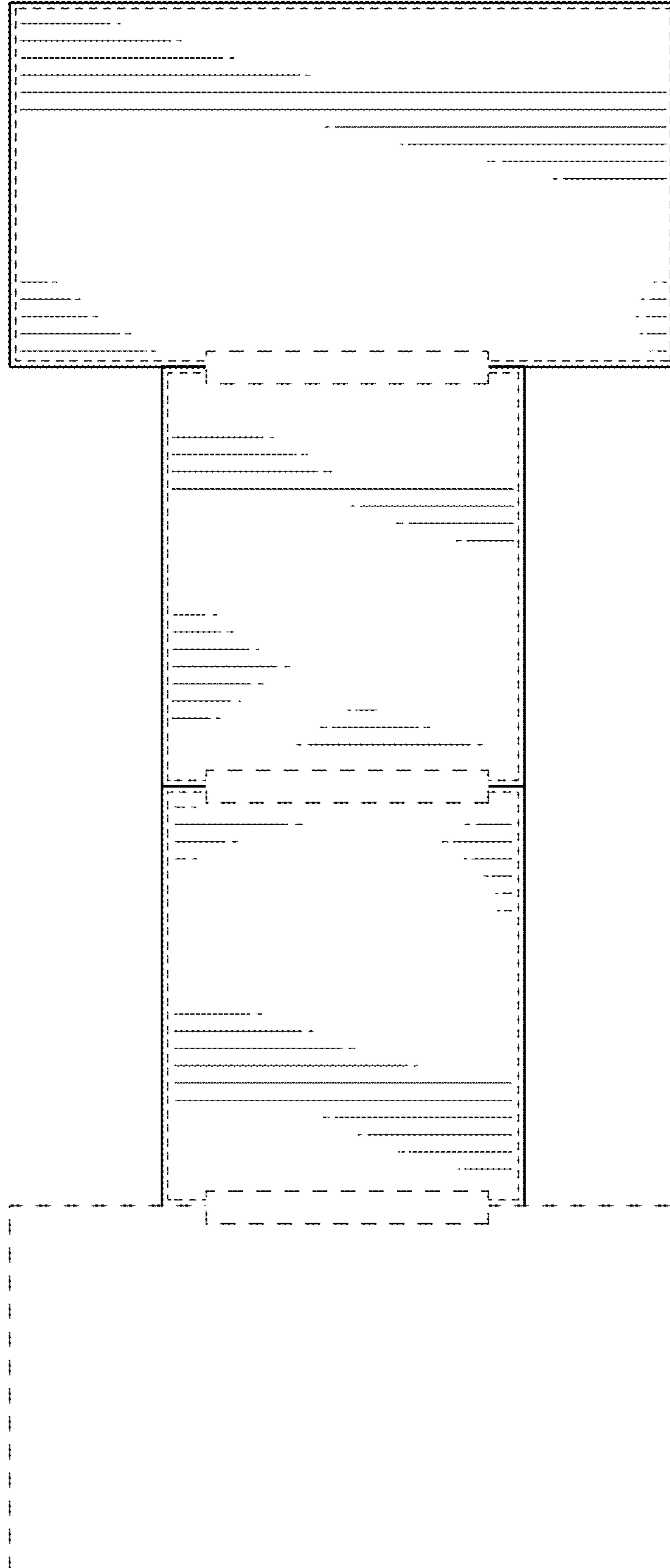


FIG. 3



**FIG. 4**



**FIG. 5**



**FIG. 6**

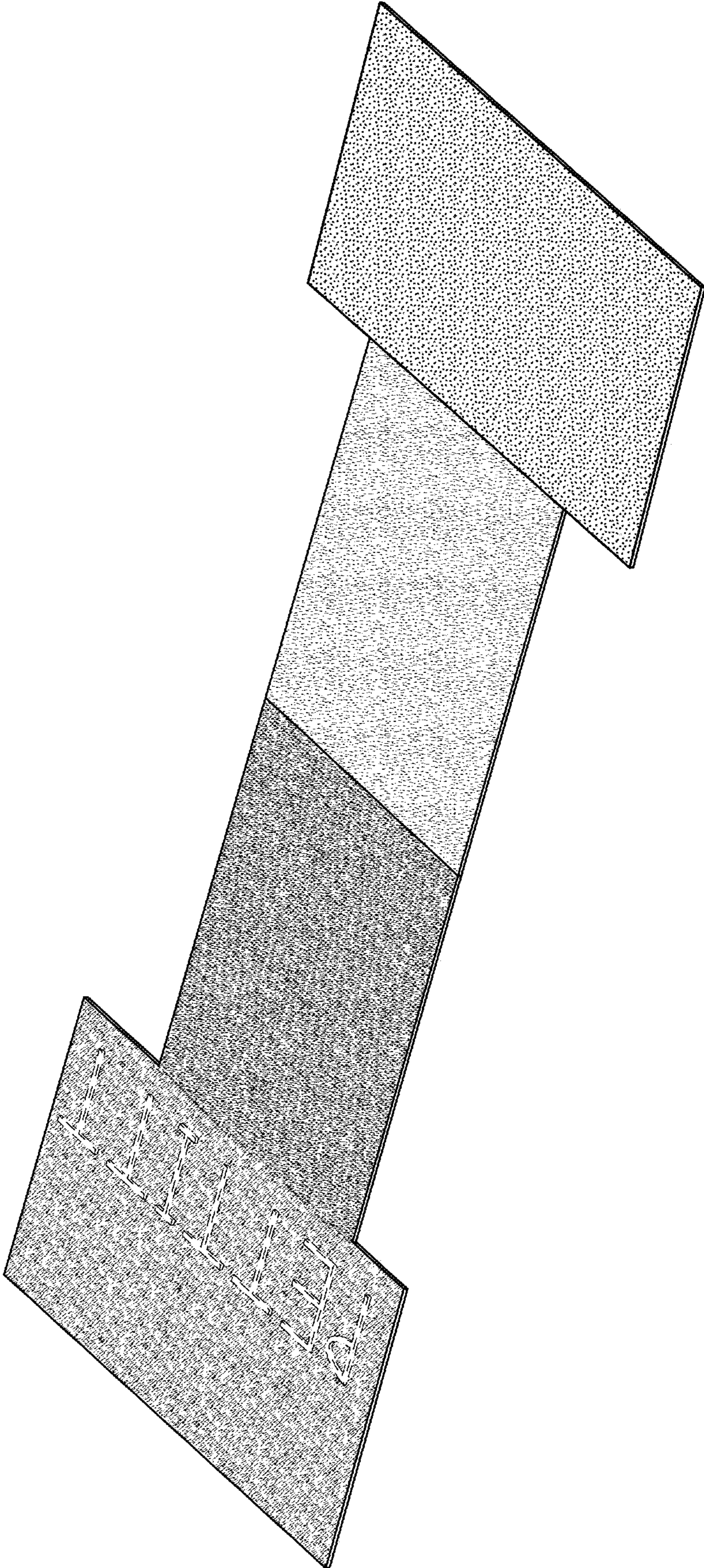


FIG. 7




FIG. 8



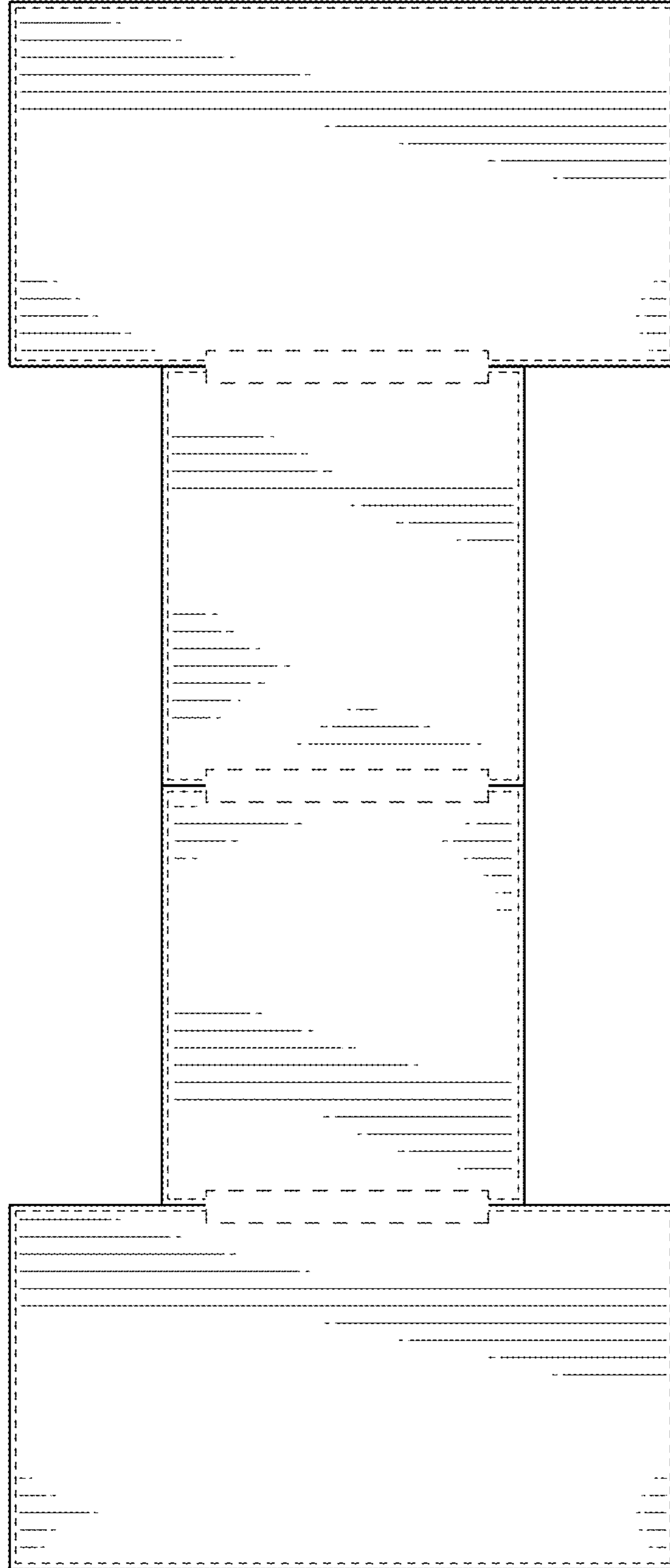


FIG. 9



FIG. 10



FIG. 11



FIG. 12