



US00D909766S

(12) **United States Design Patent**
Katz et al.

(10) **Patent No.:** **US D909,766 S**

(45) **Date of Patent:** **** Feb. 9, 2021**

(54) **PICTURE FRAME**

(71) Applicant: **Mixtiles Ltd.**, Tel Aviv (IL)

(72) Inventors: **David Katz**, Tel Aviv (IL); **Nir Beit Av**, Mevo Hama (IL)

(73) Assignee: **Mixtiles Ltd.**, Tel Aviv (IL)

(**) Term: **15 Years**

(21) Appl. No.: **29/637,796**

(22) Filed: **Feb. 22, 2018**

(51) **LOC (13) Cl.** **06-07**

(52) **U.S. Cl.**
USPC **D6/300**

(58) **Field of Classification Search**
USPC D6/300-314
CPC A47G 1/06; A47G 1/065; A47G 1/0605;
A47G 1/00; A47G 1/12; A47G 1/17;
A47G 2001/0666; A47G 2001/0672;
A47G 2001/0677; A47G 2001/0661;
A47G 1/1606; G03B 21/64; G09F 15/00;
G09F 15/0006; G09F 15/0012; F16B
47/00; F16B 47/003

See application file for complete search history.

(56) **References Cited**

U.S. PATENT DOCUMENTS

- 2,268,529 A * 12/1941 Stiles G03B 21/64
40/702
- 3,400,477 A * 9/1968 Brown G03B 21/64
40/661.09
- D230,238 S * 2/1974 Coda D6/300
- 4,605,292 A * 8/1986 McIntosh A47G 1/00
248/205.3
- D290,787 S * 7/1987 Chisholm D10/2
- D332,702 S * 1/1993 Kaga D6/310
- D400,842 S * 11/1998 Davis D12/216
- D422,575 S * 4/2000 Tikhonski D14/126
- 6,212,683 B1 * 4/2001 Liebmann A41B 13/10
2/48

- D481,544 S * 11/2003 Di Leggerini D6/300
- D492,079 S * 6/2004 Feltman D99/5
- D523,249 S * 6/2006 Hoernig D6/300
- D532,247 S * 11/2006 Copeland D7/354

(Continued)

FOREIGN PATENT DOCUMENTS

- CA 182263 S 5/2019
- CA 183024 S 5/2019

(Continued)

OTHER PUBLICATIONS

“How to Hang Picture Frames Without Nails” via Mommy Blogger Sigrid, available Oct. 10, 2014, [online], [site visited Jul. 31, 2020]. Available from internet, URL: <https://www.lovinglymama.com/mounting-picture-frames-on-a-photo-wall-using-3m-double-sided-bonding-tape/> (Year: 2014).*

(Continued)

Primary Examiner — W. A. Teddy Falloway
(74) *Attorney, Agent, or Firm* — The Roy Gross Law Firm, LLC; Roy Gross

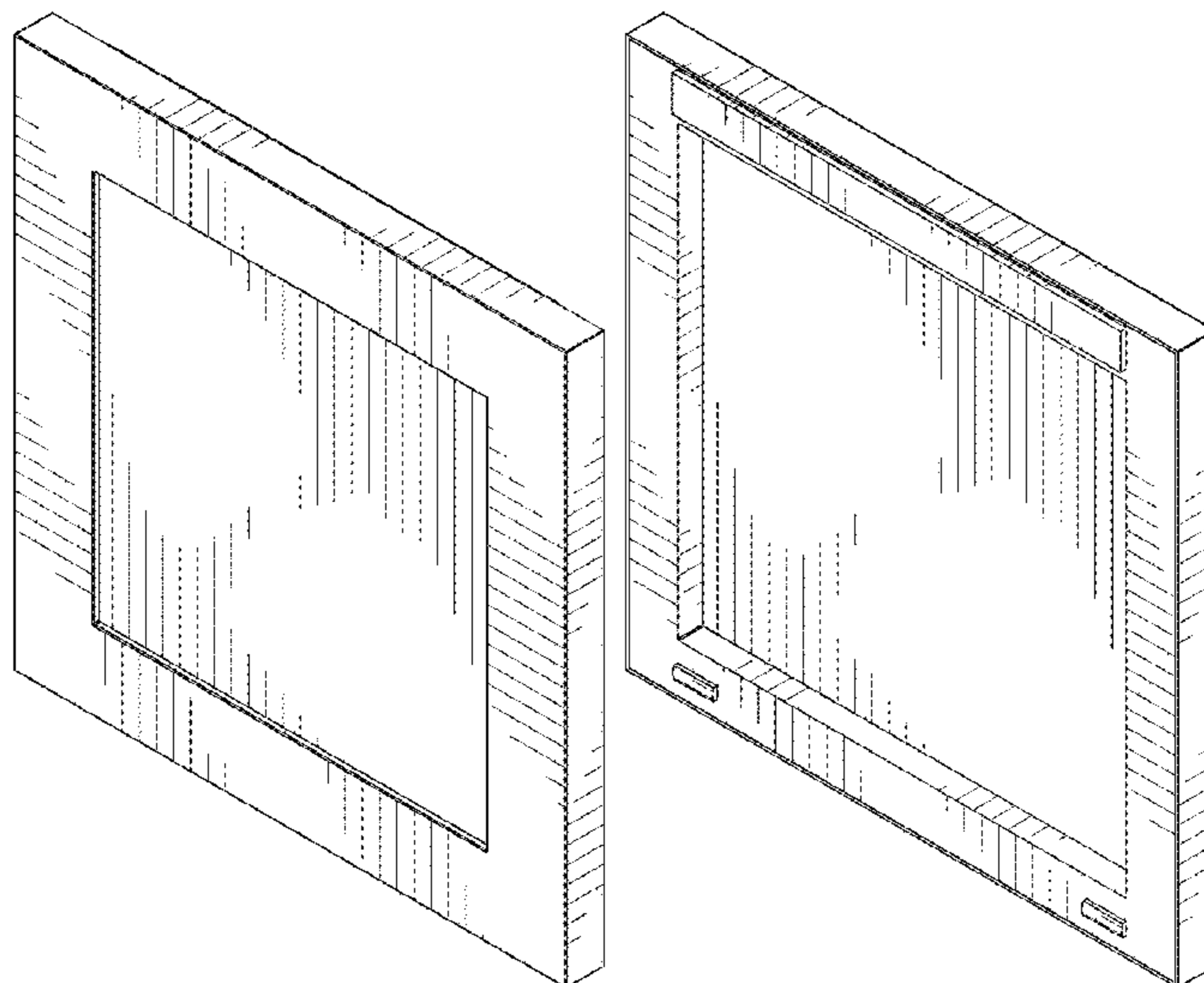
(57) **CLAIM**

The ornamental design for a picture frame, as shown and described.

DESCRIPTION

FIG. 1 is a front, top, right perspective view of a picture frame showing our design;
FIG. 2 is a back, top, left perspective view thereof;
FIG. 3 is a front view thereof;
FIG. 4 is a rear view thereof;
FIG. 5 is a left side view thereof;
FIG. 6 is a right side view thereof;
FIG. 7 is a top view thereof; and,
FIG. 8 is a bottom view thereof.

1 Claim, 4 Drawing Sheets



(56)

References Cited

U.S. PATENT DOCUMENTS

D559,556 S * 1/2008 Puig D6/300
 D591,957 S * 5/2009 Lee D6/300
 D662,750 S * 7/2012 Leask D6/603
 D739,149 S * 9/2015 Shay-Puetzer D6/300
 D747,109 S * 1/2016 Shay-Puetzer D6/300
 D751,831 S * 3/2016 Shay-Puetzer D6/314
 D781,743 S * 3/2017 McDonald D11/164
 D808,178 S * 1/2018 Jones D6/300
 D835,333 S * 12/2018 Silver D26/113
 D851,172 S * 6/2019 Vaiden, II D19/113
 10,368,663 B2 * 8/2019 Pinoli D05B 97/12
 D876,251 S * 2/2020 Branham D10/64
 2001/0045039 A1 * 11/2001 Lee A47G 1/0622
 40/714
 2002/0020485 A1 * 2/2002 Weder B29C 66/4322
 156/214
 2005/0193614 A1 * 9/2005 Conrad A47G 1/065
 40/757
 2009/0049727 A1 * 2/2009 Vincent A47G 1/065
 40/730
 2009/0071052 A1 * 3/2009 Craig A47G 1/065
 40/791

2015/0272350 A1 * 10/2015 Frankenstein A47G 1/06
 40/711
 2017/0135504 A1 * 5/2017 Jones A47G 1/1666
 2017/0146322 A1 * 5/2017 Seuk F41J 1/10
 2019/0183244 A1 * 6/2019 Cohen A47B 83/04

FOREIGN PATENT DOCUMENTS

CA 183415 S 5/2019
 CA 183416 S 5/2019
 EP 005617545-0002 S 8/2018
 EP 005633153-0001 S 8/2018
 EP 005633153-0002 S 8/2018

OTHER PUBLICATIONS

Flikframe: World's 1st re-stickable, collapsible photo frame (via
 Kickstarter), available Nov. 14, 2017, [online], [site visited Jul. 31,
 2020]. Available from internet, URL: [https://www.kickstarter.com/
 projects/flikframe/flikframe-picture-frames-that-dont-mess-up-your-
 wa](https://www.kickstarter.com/projects/flikframe/flikframe-picture-frames-that-dont-mess-up-your-wa) (Year: 2017).*

* cited by examiner

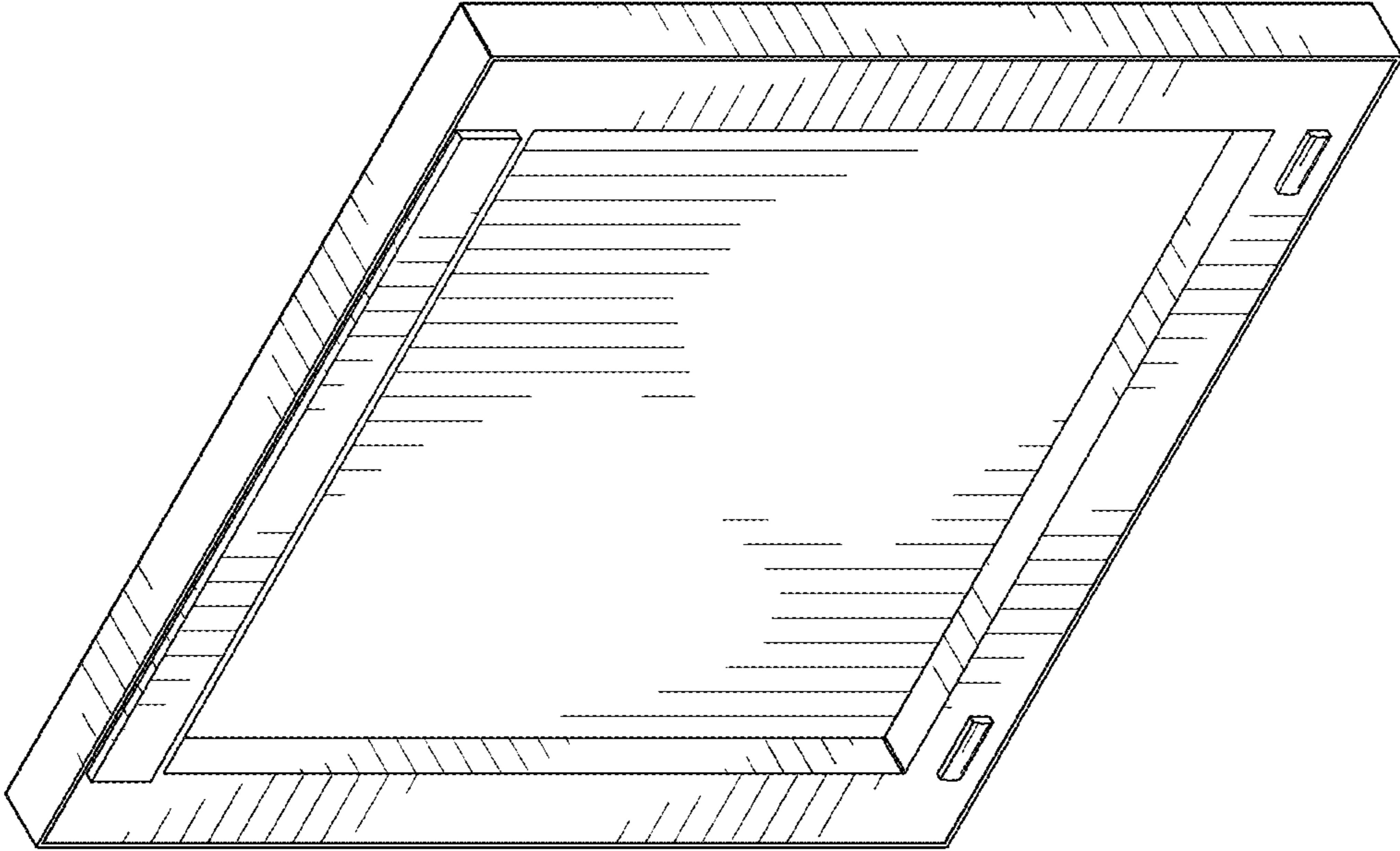


FIG. 1

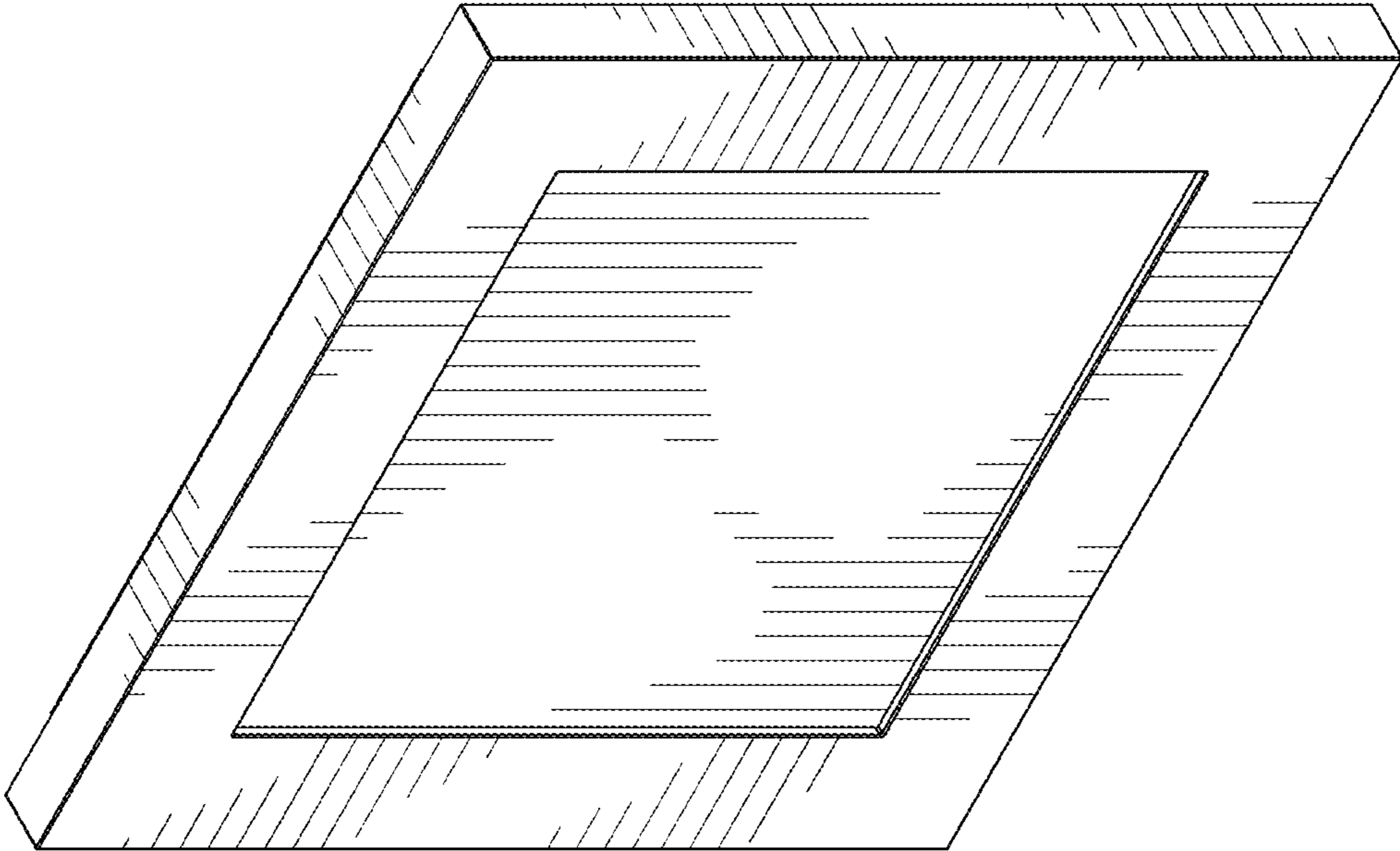


FIG. 2

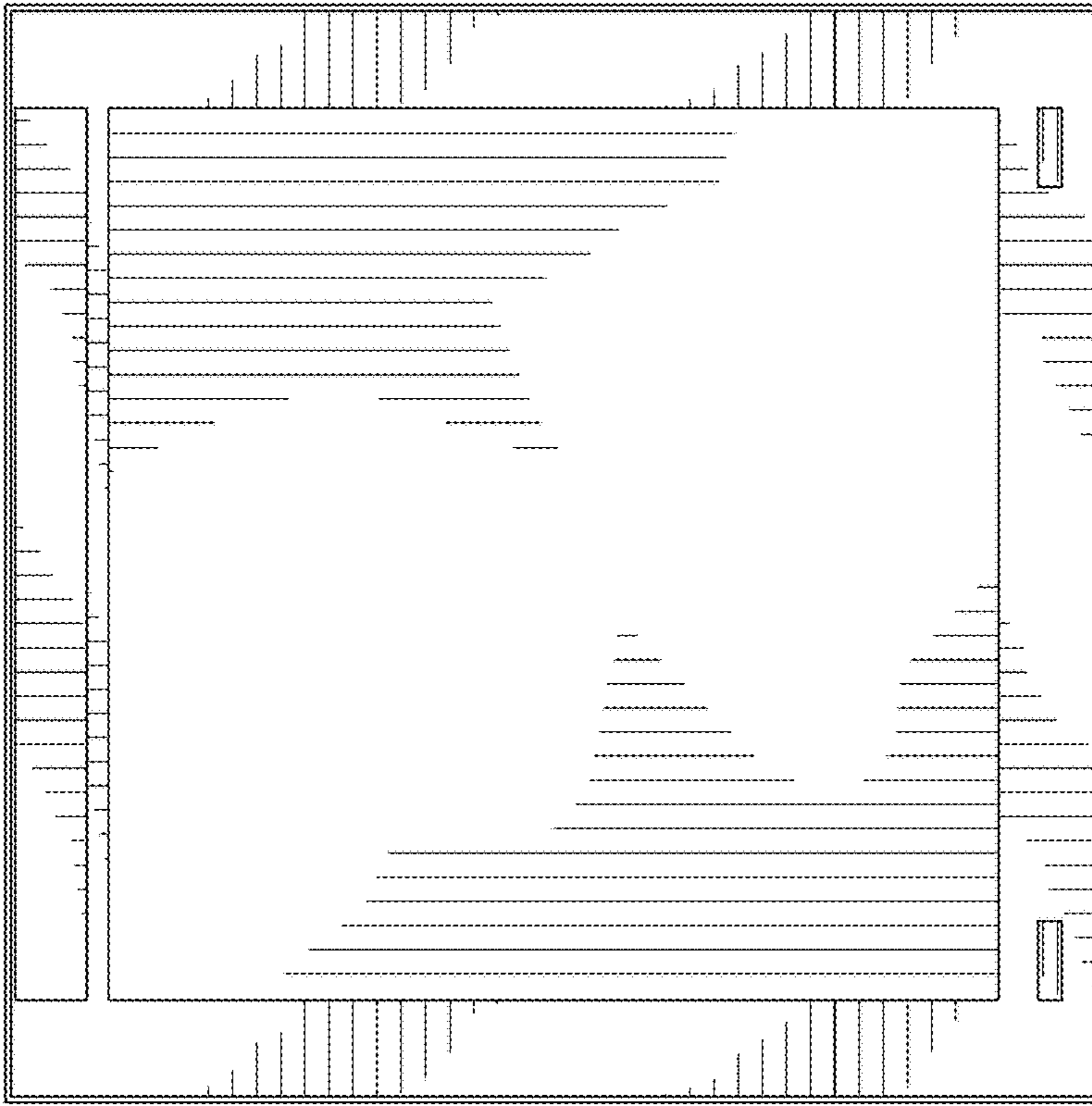


FIG. 4

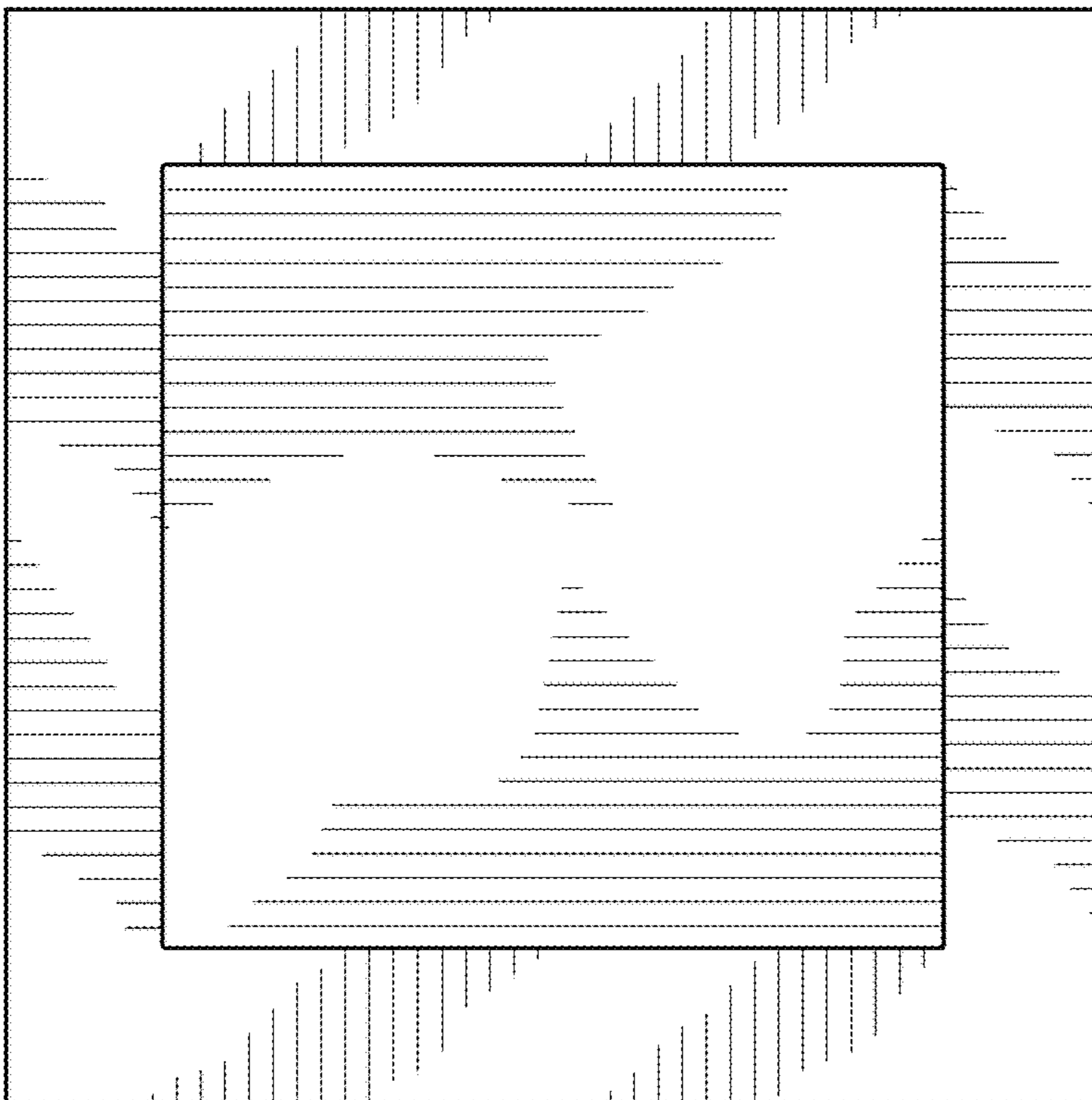


FIG. 3




FIG. 6



FIG. 5

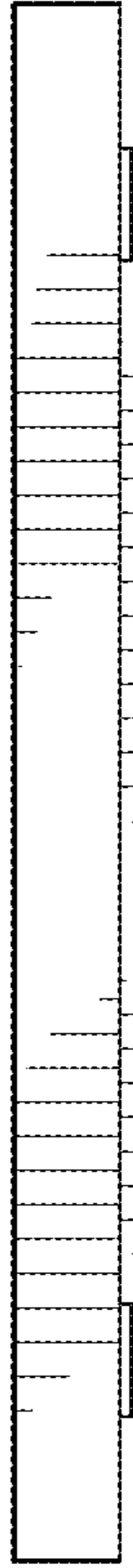


FIG. 7

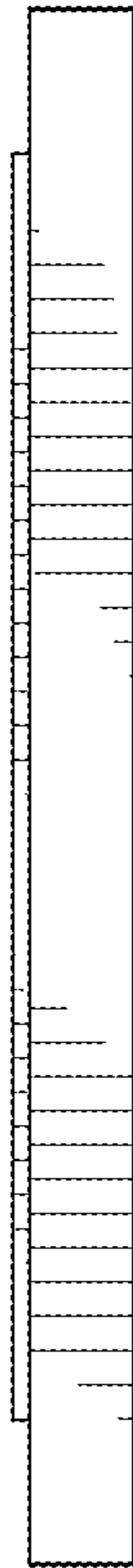


FIG. 8