



US00D909762S

(12) **United States Design Patent** (10) **Patent No.:** **US D909,762 S**
He (45) **Date of Patent:** **** Feb. 9, 2021**

(54) **FACIAL CLEANSING BRUSH**

(71) Applicant: **Fei He**, Shenzhen (CN)

(72) Inventor: **Fei He**, Shenzhen (CN)

(**) Term: **15 Years**

(21) Appl. No.: **29/695,253**

(22) Filed: **Jun. 18, 2019**

(51) **LOC (13) Cl.** **04-99**

(52) **U.S. Cl.**
USPC **D4/127**

(58) **Field of Classification Search**
USPC D24/200, 211-215; 601/114, 125, 131,
601/135-137; D4/100, 102, 127; D28/63
CPC A61H 7/002; A61H 7/003; A61H 7/004;
A61H 7/005; A61H 15/00; A61H
15/0085; A61H 2015/0007; A61H
2015/0021; A61H 2015/005; A61H
2015/0071; A61H 2205/022; A45D
34/042; A46B 13/008; A46B 13/00; A46B
13/023; A46B 9/00; A46B 9/02; A46B
7/00; A46B 7/06; A46B 7/08; A46B 3/00;
A46B 3/005; A46B 3/22; A47K 7/043
See application file for complete search history.

(56) **References Cited**

U.S. PATENT DOCUMENTS

D549,964 S *	9/2007	Roth	D4/102
D601,803 S *	10/2009	Reishus	D4/102
D648,435 S *	11/2011	Brodbeck	D24/146
D683,139 S *	5/2013	Chikos	D4/127
D715,554 S *	10/2014	Hosler	D4/102
9,125,481 B2 *	9/2015	Watanabe	A61H 7/003
D753,400 S *	4/2016	Khoun	D4/127
D781,588 S *	3/2017	Lee	D4/127
9,717,376 B2 *	8/2017	Hwang	A61H 7/005
9,730,758 B2 *	8/2017	Carlucci	A46B 13/023
D816,344 S *	5/2018	Tai	D4/100

2005/0278877 A1 *	12/2005	Akridge	A46B 13/008 15/28
2009/0177125 A1 *	7/2009	Pilcher	A61H 7/005 601/18
2014/0309662 A1 *	10/2014	Brewer	A61H 7/002 606/131

(Continued)

OTHER PUBLICATIONS

Caytraill Silicone Facial Cleansing Brush, Ultrasonic Face/Body Cleanser. Retrieved on Jul. 21, 2020. Retrieved from the Internet: <https://www.groupon.com/deals/gg-mp-caytraill-silicone-facial-cleansing-brush-ultrasonic-face-body-cleanser>.*

Primary Examiner — Wan Laymon

(74) *Attorney, Agent, or Firm* — Rumit Kanakia

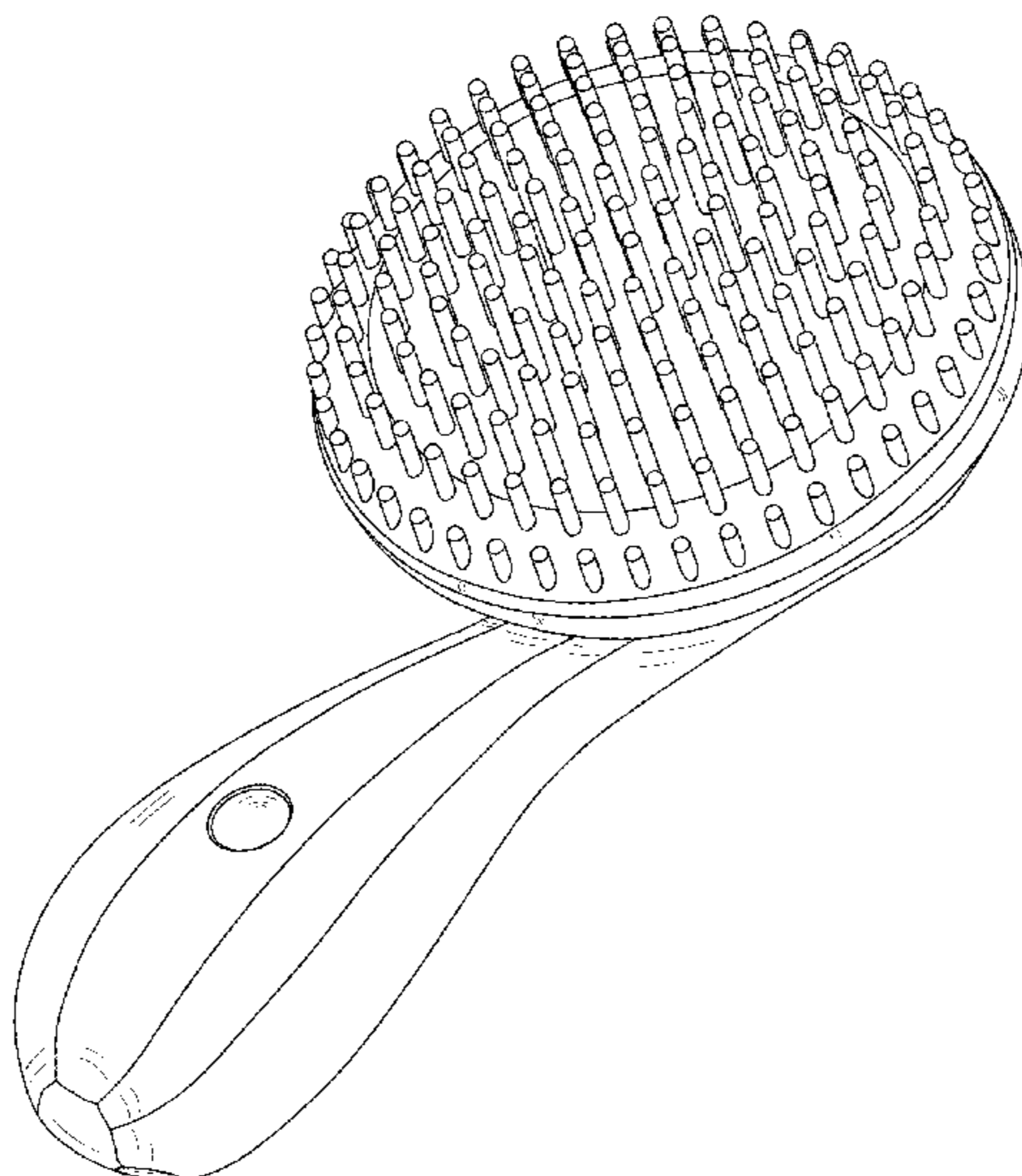
(57) **CLAIM**

I claim the ornamental design for a facial cleansing brush, as shown and described.

DESCRIPTION

FIG. 1 is an enlarged front view of a facial cleansing brush showing my new design;
FIG. 2 is an enlarged Back view of the facial cleansing brush as shown in FIG. 1;
FIG. 3 is a Left-side view of the facial cleansing brush as shown in FIG. 1;
FIG. 4 is a Right-side view of the facial cleansing brush as shown in FIG. 1;
FIG. 5 is an enlarged Top view of the facial cleansing brush as shown in FIG. 1;
FIG. 6 is an enlarged Bottom view of the facial cleansing brush as shown in FIG. 1;
FIG. 7 is a Perspective of the facial cleansing brush as shown in FIG. 1; and,
FIG. 8 is other Perspective view of the facial cleansing brush as shown in FIG. 1.
The broken lines in the figures are included for the purpose of illustrating portions of the facial cleansing brush and form no part of the claimed design.

1 Claim, 8 Drawing Sheets



(56)

References Cited

U.S. PATENT DOCUMENTS

2015/0173842 A1* 6/2015 Carlucci A46B 13/023
606/131
2015/0305486 A1* 10/2015 Pardo A46B 13/023
15/22.1
2016/0278584 A1* 9/2016 Hwang A46B 13/008
2017/0202732 A1* 7/2017 Nichols A46B 13/008
2017/0367543 A1* 12/2017 Straka A46B 13/008
2018/0055719 A1* 3/2018 Maichel A61H 7/002

* cited by examiner

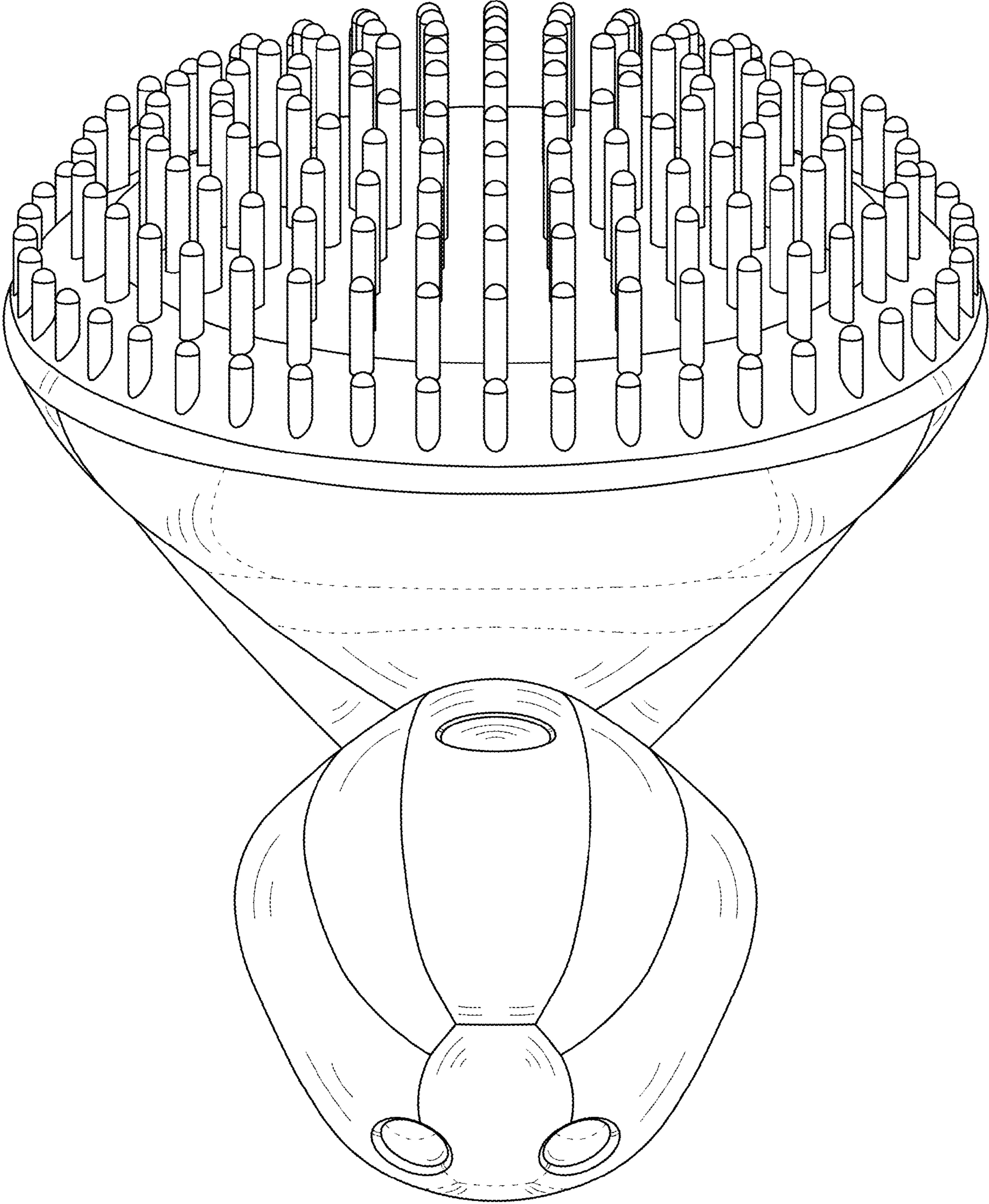


FIG. 1

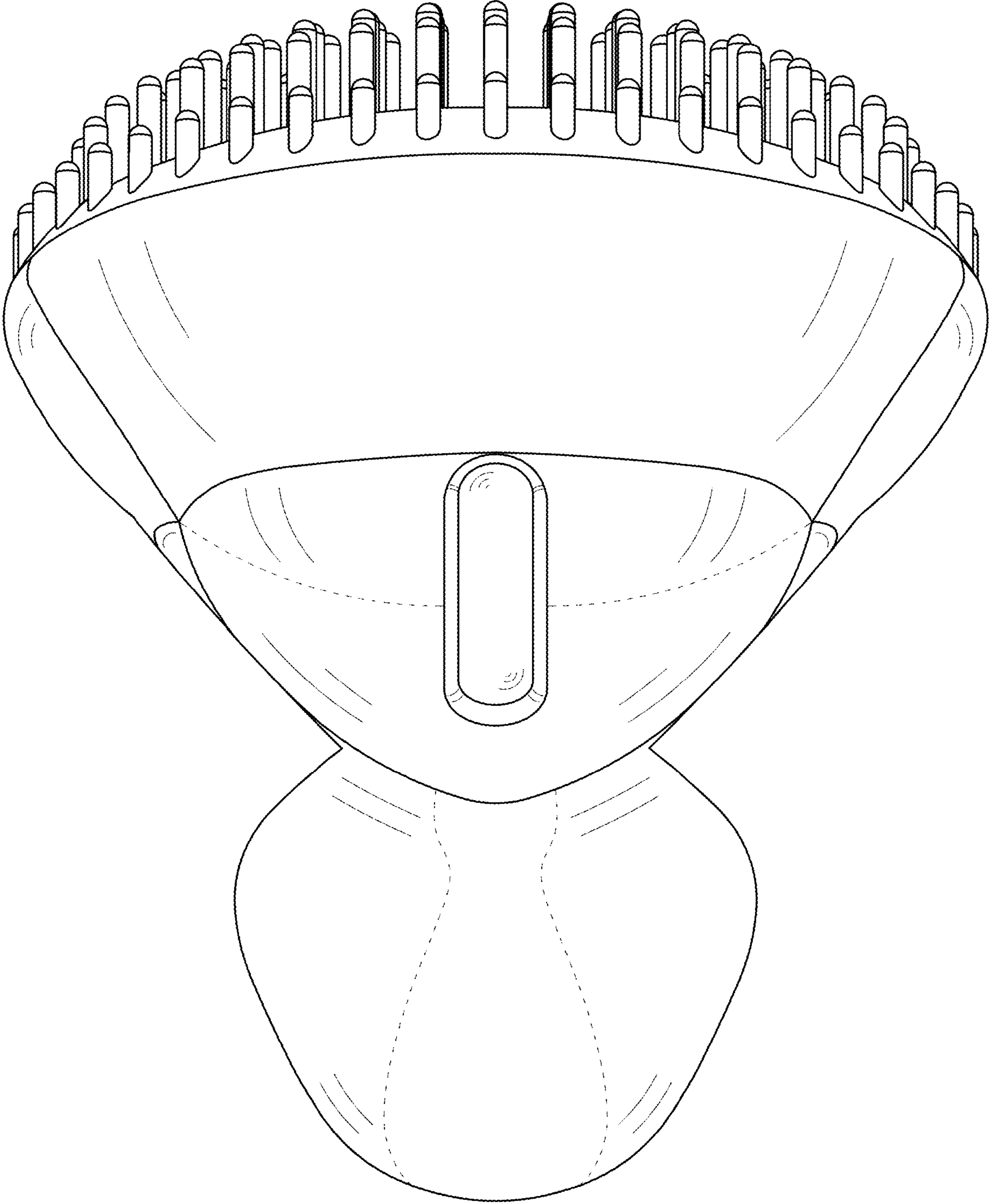


FIG. 2

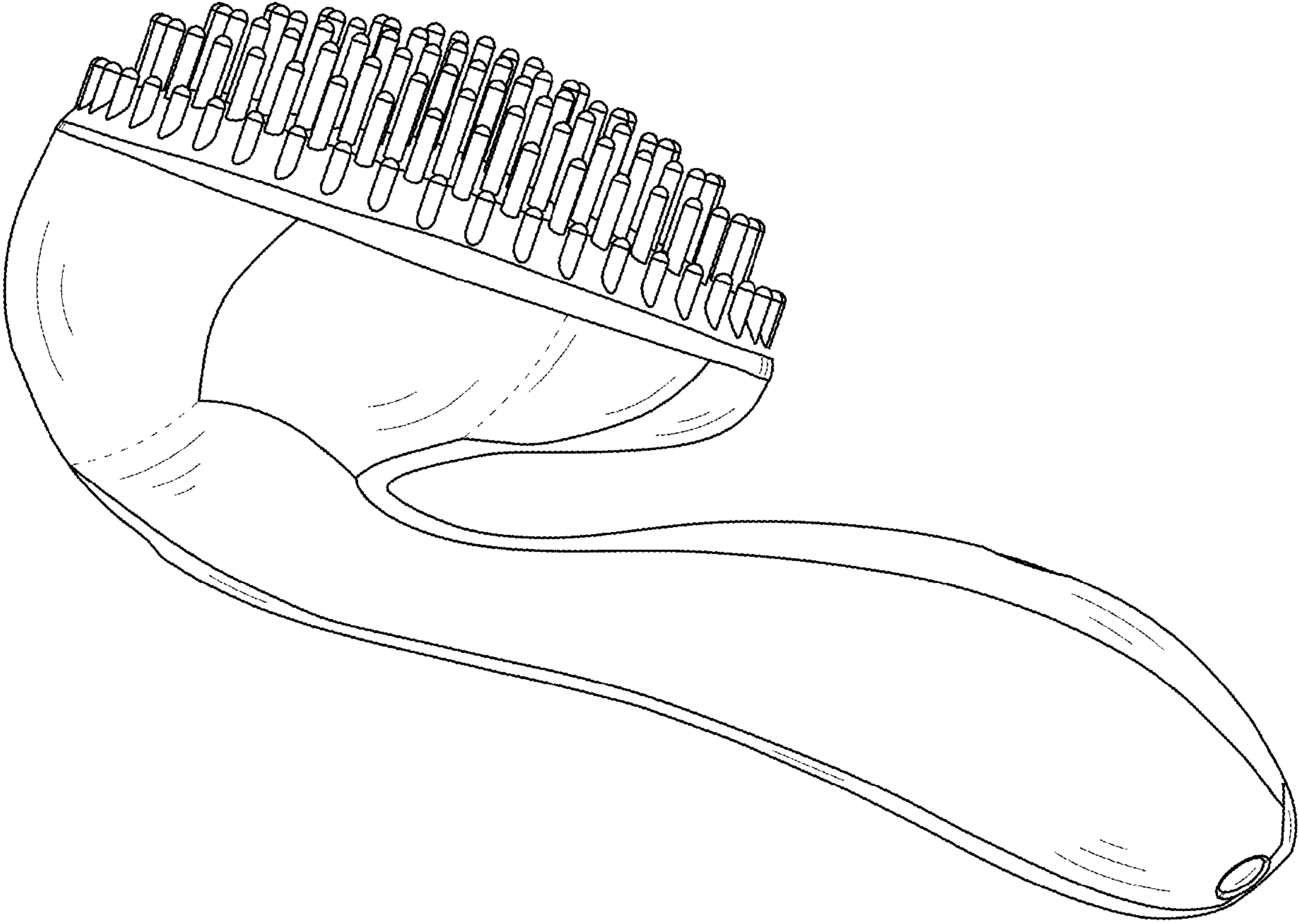


FIG. 3

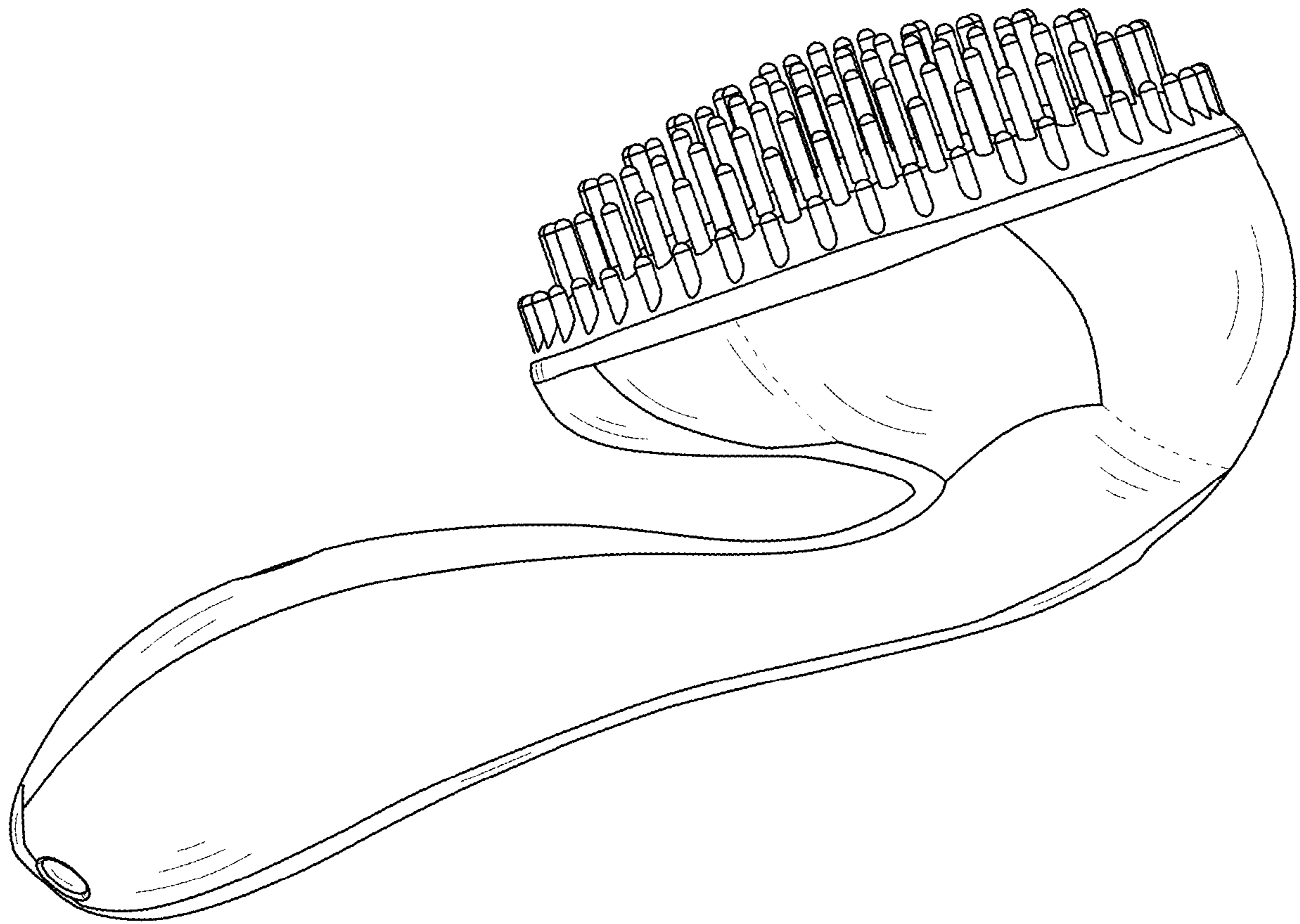


FIG. 4

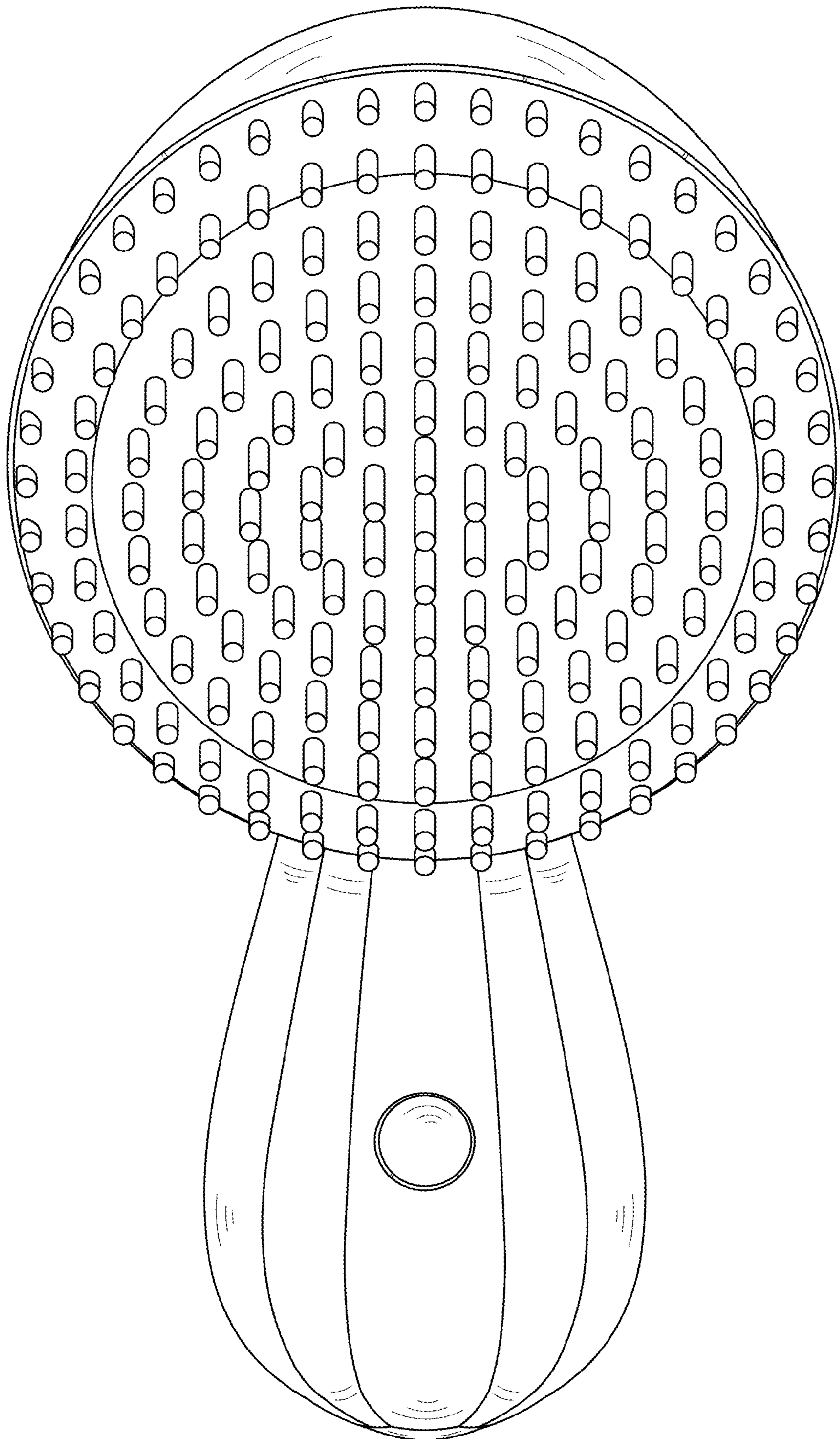


FIG. 5

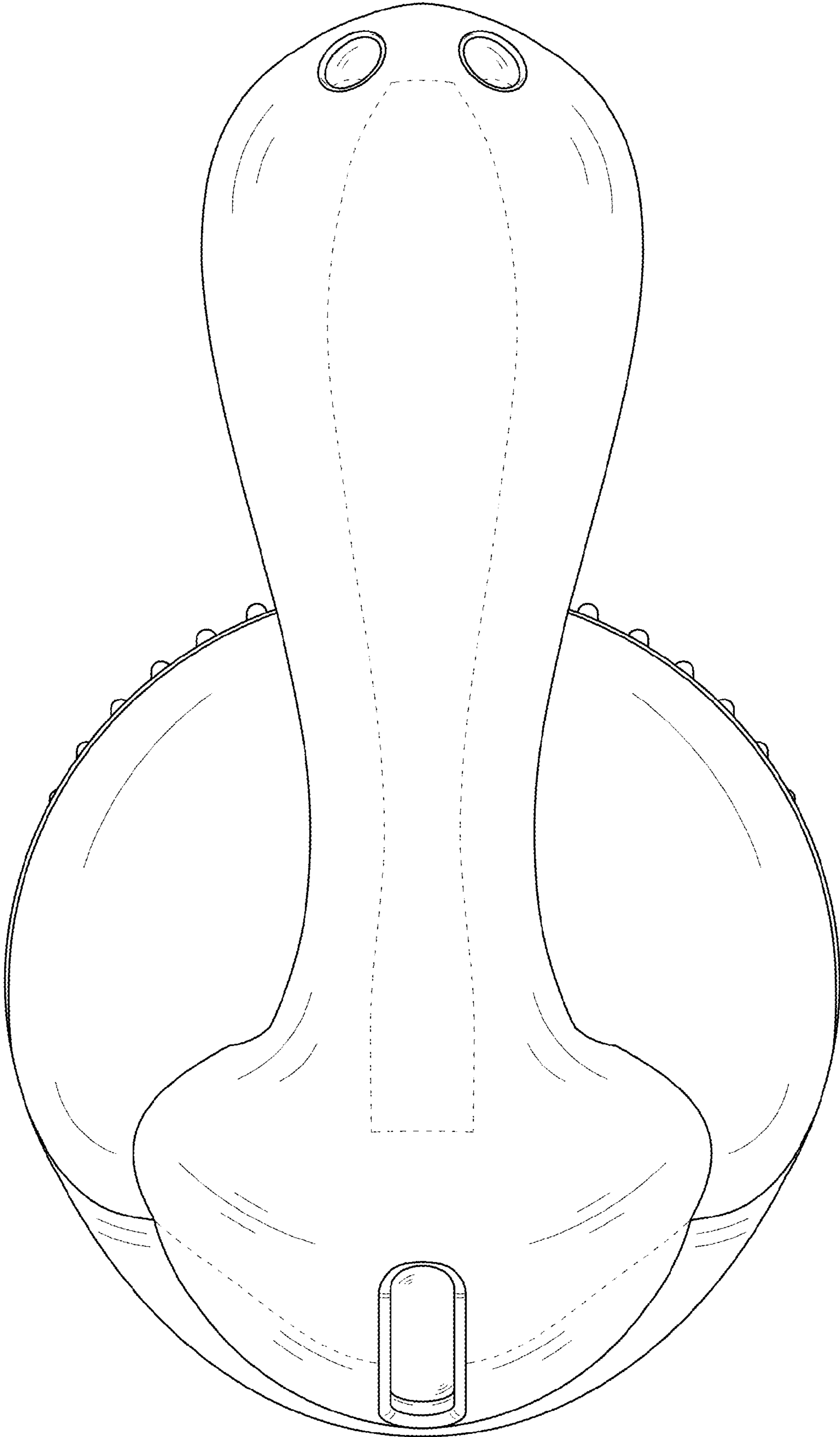


FIG. 6

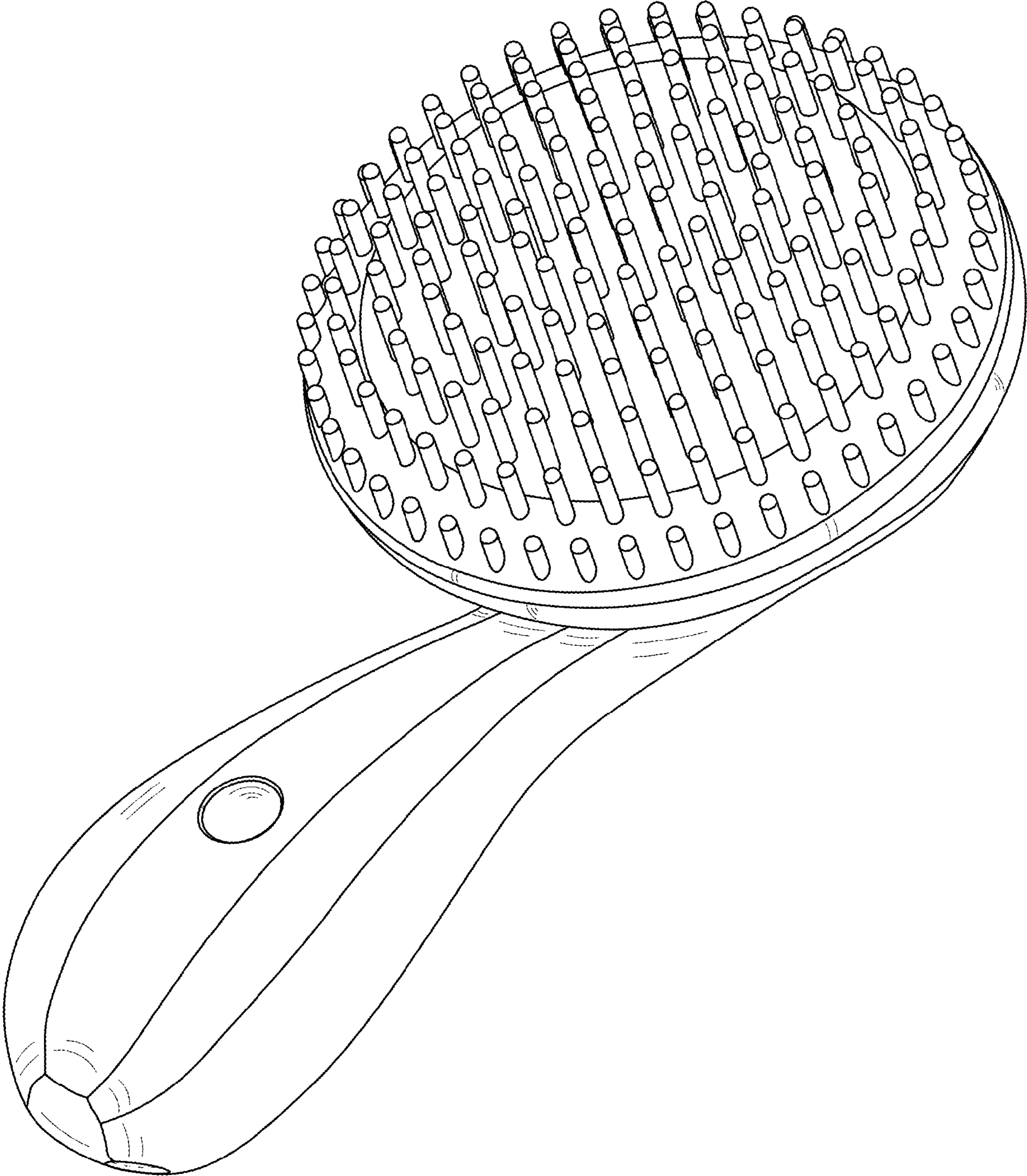


FIG. 7

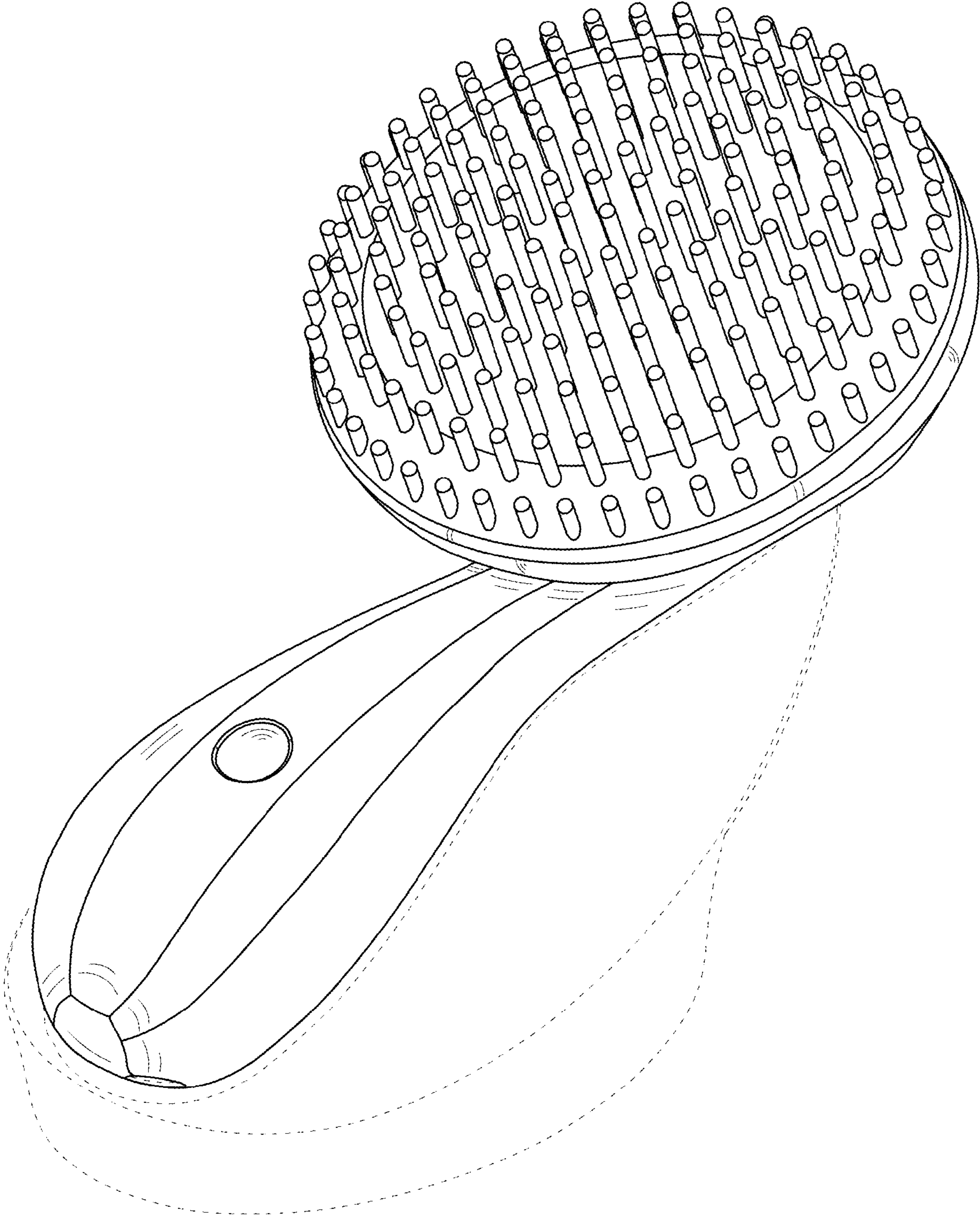


FIG. 8