



US00D909756S

(12) **United States Design Patent**
Southward

(10) **Patent No.:** **US D909,756 S**

(45) **Date of Patent:** **** Feb. 9, 2021**

(54) **STRAP RIGGING FOR A BUCKET**

(71) Applicant: **Todd Southward**, Lake Elsinore, CA
(US)

(72) Inventor: **Todd Southward**, Lake Elsinore, CA
(US)

(**) Term: **15 Years**

(21) Appl. No.: **29/689,826**

(22) Filed: **May 2, 2019**

(51) **LOC (13) Cl.** **03-03**

(52) **U.S. Cl.**
USPC **D3/316**

(58) **Field of Classification Search**
USPC D3/205, 206, 315, 316, 317
CPC A45F 5/00; A45F 5/10; A45F 3/00; A45F
3/14; B65D 33/06

See application file for complete search history.

(56) **References Cited**

U.S. PATENT DOCUMENTS

1,925,986	A	6/1909	Blackburn	
2,793,905	A	5/1955	Hillyer	
3,923,222	A *	12/1975	Groves	A45F 5/10 294/157
4,045,069	A	8/1977	Fife	
5,407,110	A *	4/1995	Marsh, Jr.	A45F 5/00 224/148.6
5,505,353	A	4/1996	Marsh, Jr.	
D410,335	S *	6/1999	Raich	D3/315
D447,862	S *	9/2001	Vagelatos	D3/202
6,382,691	B2	5/2002	Hazelton	

6,394,304	B1	5/2002	Bohne et al.	
D542,537	S *	5/2007	Schwartz	D3/316
7,270,358	B2 *	9/2007	Hirsch	A45F 3/04 294/148
7,284,777	B1	10/2007	Kraemer	
D650,586	S *	12/2011	Hutcheson	D3/316
D704,937	S	5/2014	Cutler	
8,820,807	B2	9/2014	Allen	
D792,104	S *	7/2017	Candell	D3/316
D840,153	S *	2/2019	Persellin	D3/315
D891,723	S *	7/2020	Nielsen	D34/28

* cited by examiner

Primary Examiner — Charles D Hanson

(74) *Attorney, Agent, or Firm* — Kirk A. Buhler; Buhler & Associates Patenting

(57) **CLAIM**

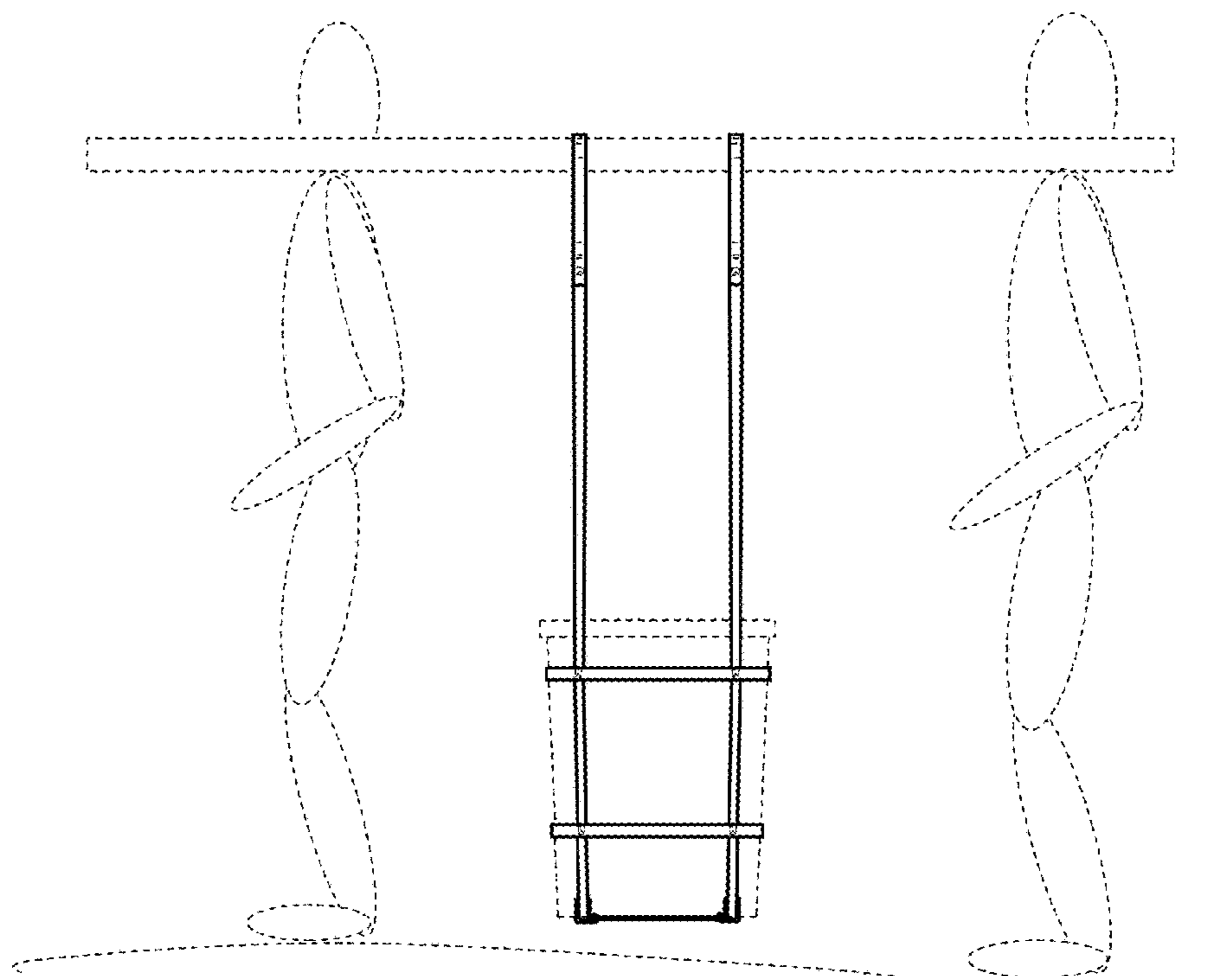
The ornamental design for a strap rigging for a bucket, as shown and described.

DESCRIPTION

FIG. 1 is a right side elevation view of a strap rigging for a bucket, showing my new design in its environment; FIG. 2 is a front elevation view thereof; FIG. 3 is a rear elevation view thereof; FIG. 4 is a right side elevation view thereof; FIG. 5 is a left side elevation view thereof; FIG. 6 is a bottom view thereof; FIG. 7 is a top plan view thereof; and, FIG. 8 is an alternate right side elevation view shown in an environment of use.

The broken lines in FIGS. 1 and 8 depict environmental subject matter and form no part of the claimed design.

1 Claim, 5 Drawing Sheets



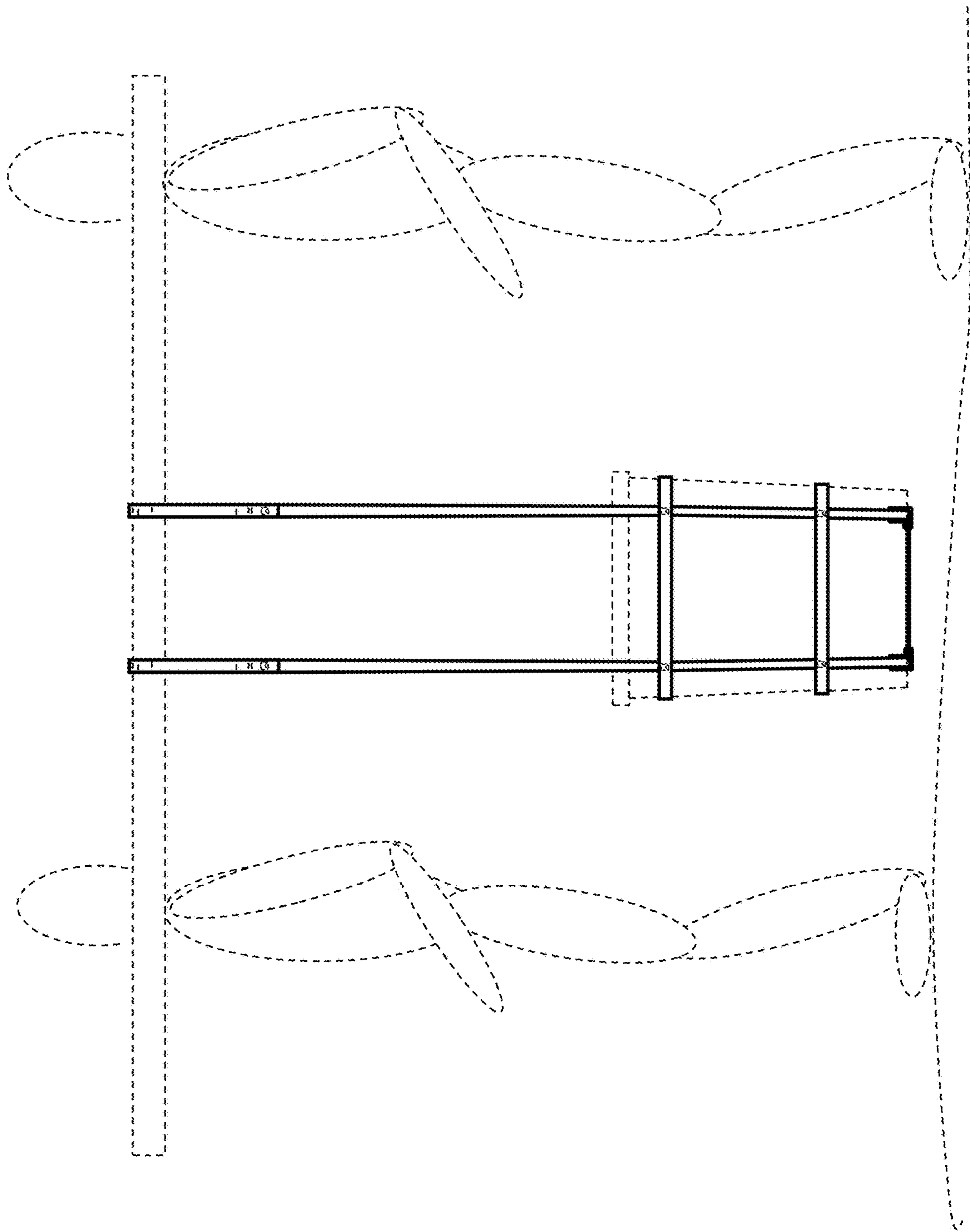


FIG. 1

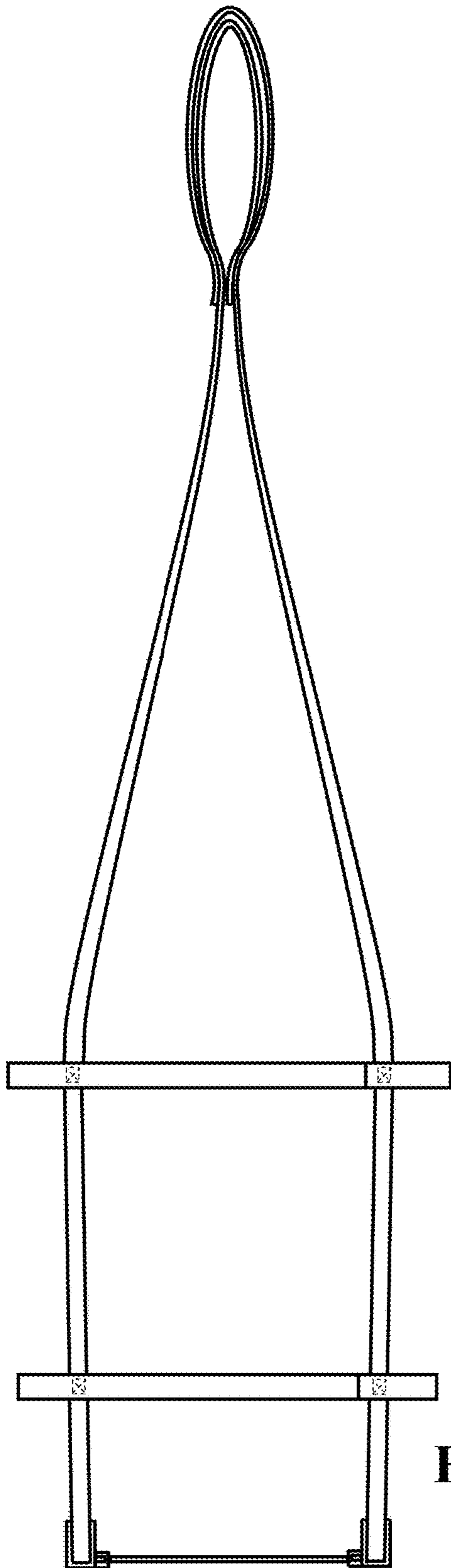


FIG. 2

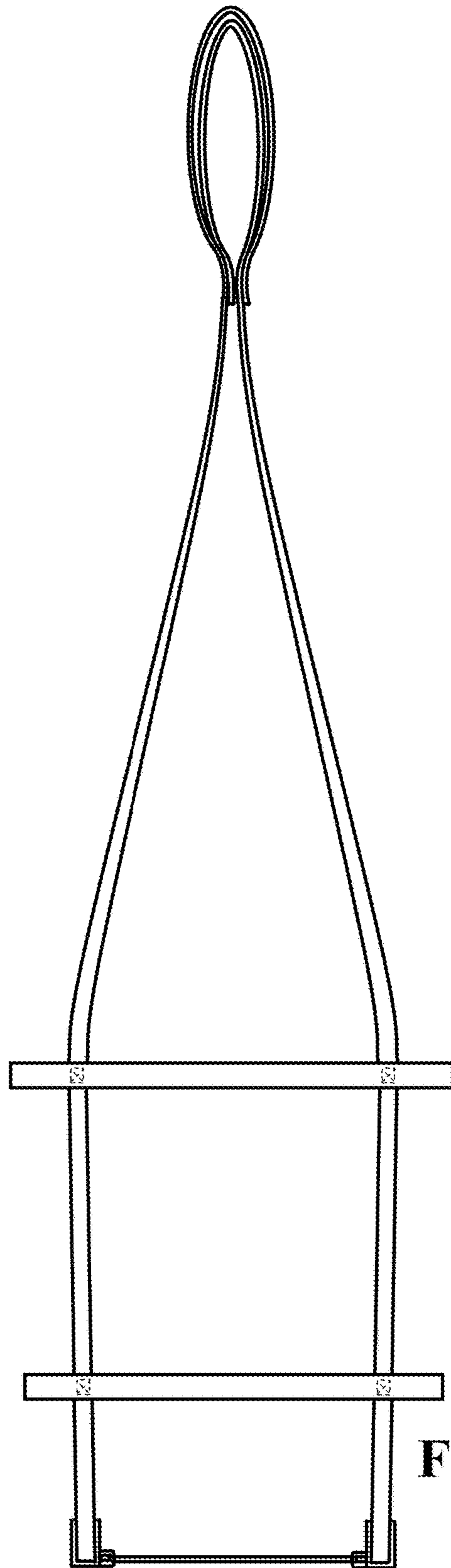


FIG. 3




FIG. 4

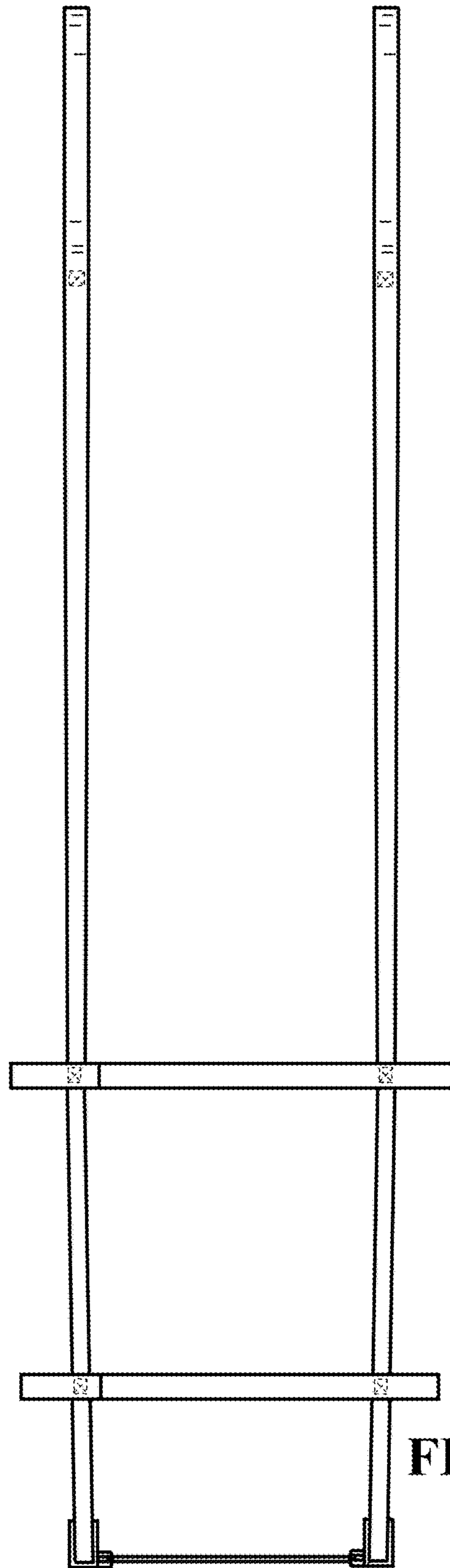


FIG. 5




FIG. 6




FIG. 7

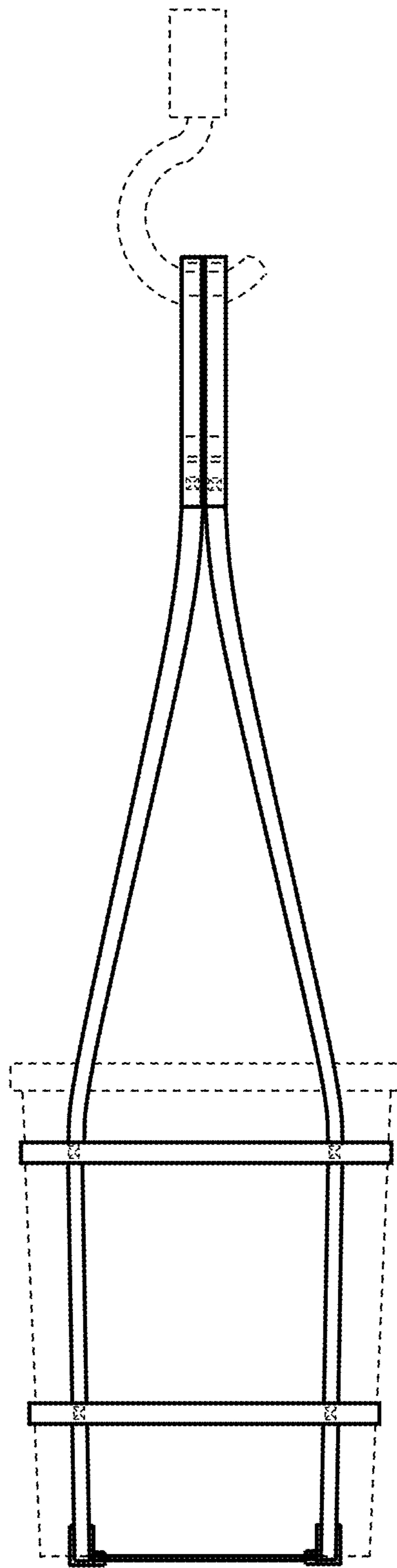


FIG. 8