



US00D909755S

(12) **United States Design Patent** (10) **Patent No.:** **US D909,755 S**  
**Goldman** (45) **Date of Patent:** **\*\* Feb. 9, 2021**

(54) **LID STORAGE DEVICE**  
(71) Applicant: **Rachel L. Goldman**, Sarasota, FL (US)  
(72) Inventor: **Rachel L. Goldman**, Sarasota, FL (US)  
(\*\*) Term: **15 Years**  
(21) Appl. No.: **29/707,646**  
(22) Filed: **Sep. 30, 2019**  
(51) **LOC (13) Cl.** ..... **03-01**  
(52) **U.S. Cl.**  
USPC ..... **D3/313**  
(58) **Field of Classification Search**  
USPC ..... D3/303–315, 318–319, 328; D7/600.1,  
D7/601–602, 701, 396.1, 500  
CPC ... B65D 1/00; B65D 1/34; B65D 1/36; B65D  
5/38; B65D 5/64; B65D 43/00; B65D  
85/70; A47B 88/20; A47F 7/00; A47F  
7/0057  
See application file for complete search history.

(56) **References Cited**  
**U.S. PATENT DOCUMENTS**  
D345,463 S \* 3/1994 Sankey ..... D3/302  
D356,464 S \* 3/1995 Sankey ..... D6/629  
D392,804 S \* 3/1998 Wilkening ..... D3/307  
5,738,425 A \* 4/1998 Rosenberg ..... A47B 88/994  
312/348.3  
D472,711 S \* 4/2003 Chen ..... D3/313  
6,695,419 B2 \* 2/2004 Searer ..... A47B 88/994  
312/348.3

D492,484 S \* 7/2004 Lin ..... D3/260  
7,380,894 B2 \* 6/2008 Berger ..... A47B 88/994  
312/348.3  
D659,632 S \* 5/2012 Jordan ..... D12/414.1  
D697,744 S \* 1/2014 Lipper McCauley ..... D6/706  
D711,196 S \* 8/2014 May ..... D7/637  
D712,153 S \* 9/2014 Lee ..... D3/319  
D713,455 S \* 9/2014 Chuang ..... D19/78  
9,386,865 B2 \* 7/2016 Bally ..... A61B 50/20  
D848,151 S 5/2019 Greenwood  
D851,935 S \* 6/2019 Best ..... D3/313  
D884,073 S \* 5/2020 Tsai ..... D19/92  
D886,543 S \* 6/2020 Repko ..... D7/637

\* cited by examiner

*Primary Examiner* — Kelley A Donnelly  
(74) *Attorney, Agent, or Firm* — Bryan L. Loeffler, Esq.;  
Loeffler IP Group, PA

(57) **CLAIM**  
The ornamental design for a lid storage device, as shown and described.

**DESCRIPTION**

FIG. 1 is a top perspective view of the lid storage device showing my new design;  
FIG. 2 is a left side view of a lid storage device thereof;  
FIG. 3 is a top view of the lid storage device thereof;  
FIG. 4 is a right side view of the lid storage device thereof;  
FIG. 5 is a front side view of the lid storage device thereof;  
FIG. 6 is a bottom view of the lid storage device thereof;  
and,  
FIG. 7 is a back side view of the lid storage device thereof.

**1 Claim, 3 Drawing Sheets**

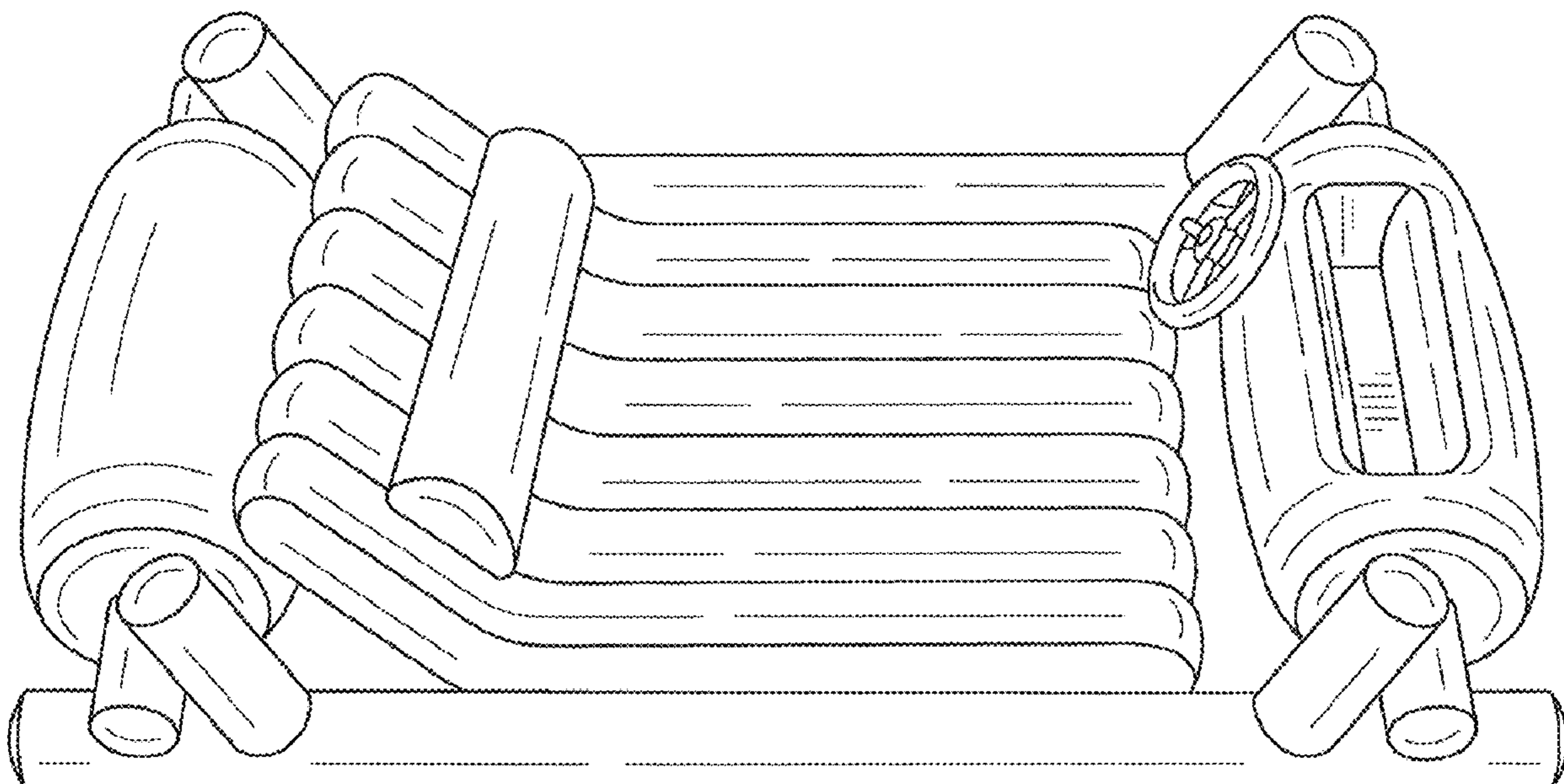


FIG. 1

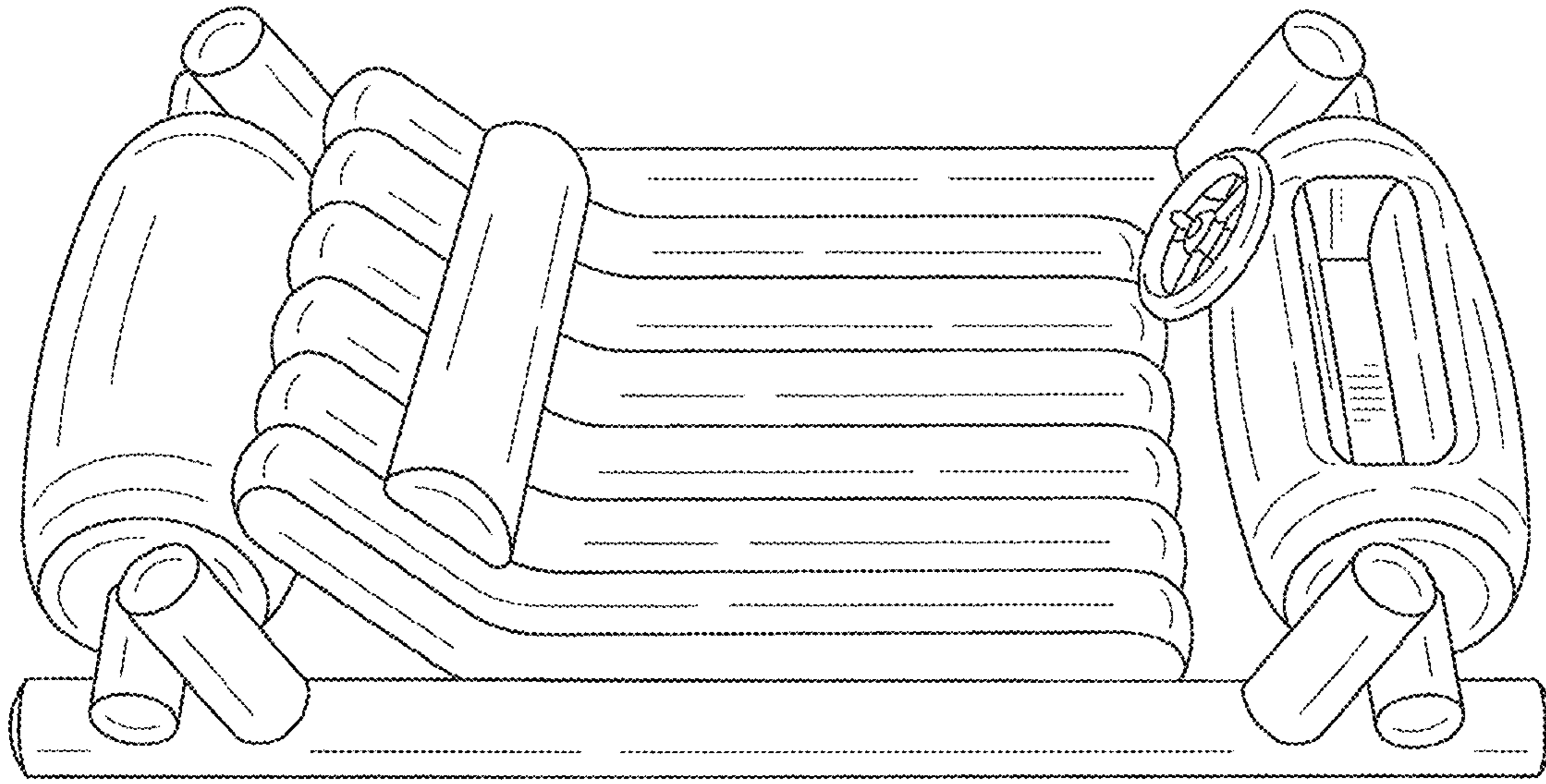


FIG. 2




FIG. 3




FIG. 4

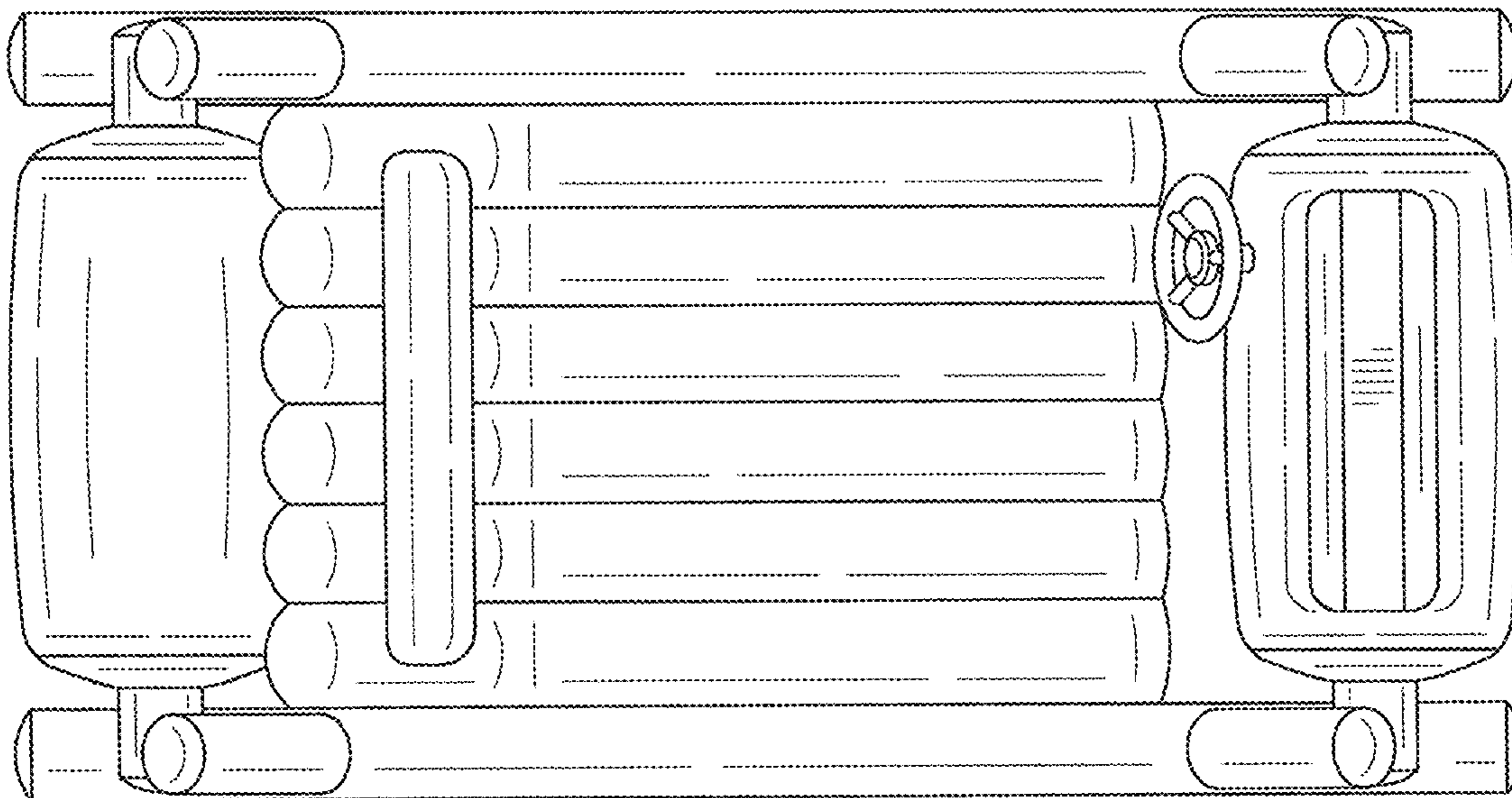




FIG. 5

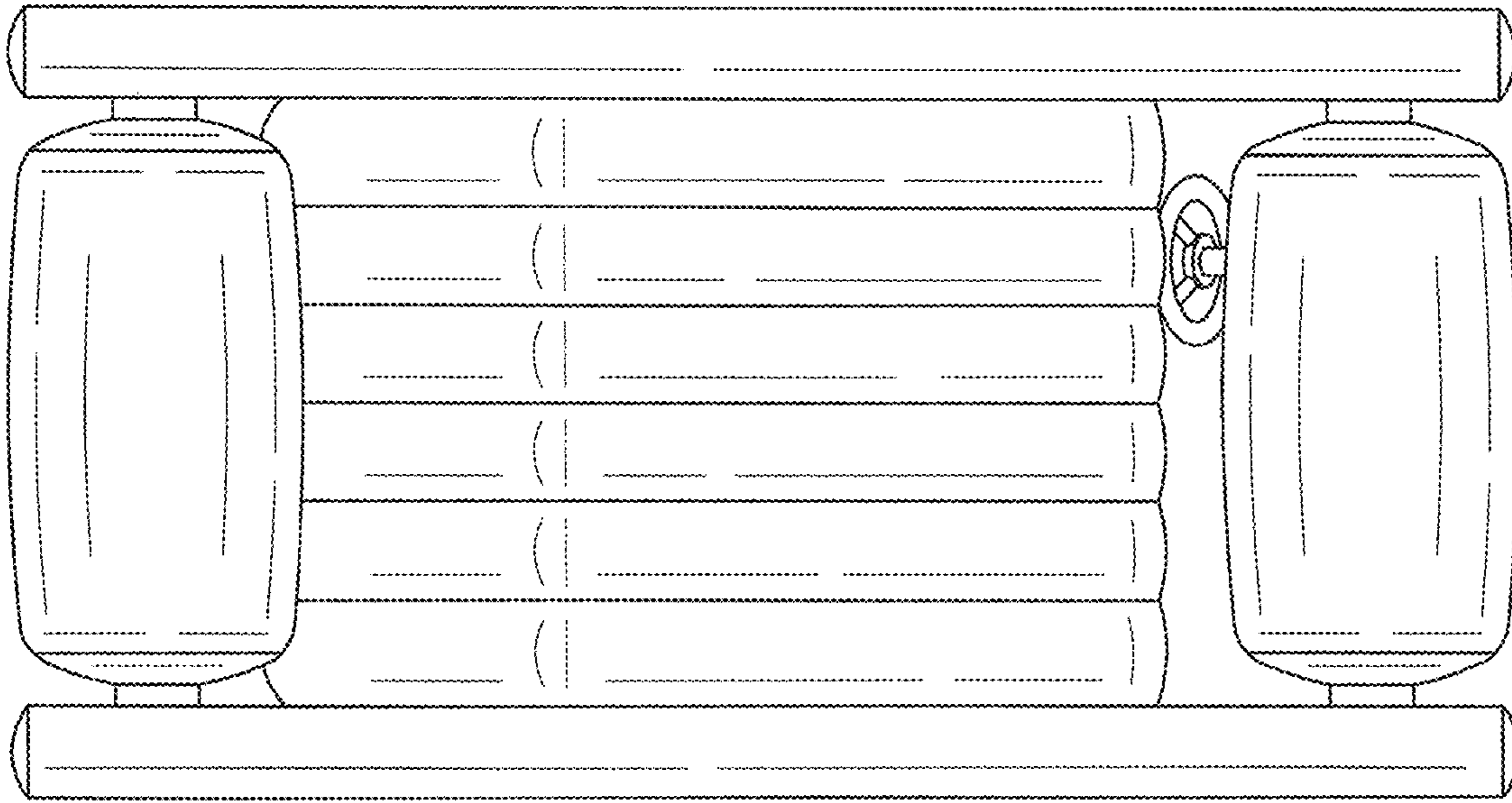


FIG. 6




FIG. 7

