



US00D909743S

(12) **United States Design Patent** (10) **Patent No.:** **US D909,743 S**
Gupta (45) **Date of Patent:** **** Feb. 9, 2021**

(54) **HANDLE FOR DUAL PRONG PIN**
(71) Applicant: **Nikhil Gupta**, Schaumburg, IL (US)
(72) Inventor: **Nikhil Gupta**, Schaumburg, IL (US)
(**) Term: **15 Years**
(21) Appl. No.: **29/696,248**
(22) Filed: **Jun. 26, 2019**
(51) **LOC (13) Cl.** **02-07**
(52) **U.S. Cl.**
USPC **D3/28**
(58) **Field of Classification Search**
USPC D3/18, 28; D28/39, 42, 43; D19/65;
D24/146, 147; D8/388, 389, 390, 391;
D11/47, 206, 207; D15/78
CPC .. A61B 17/06; A61B 17/06066; D05B 85/00;
D04B 3/00; D04B 3/02; B21G 1/00
See application file for complete search history.

D379,229 S * 5/1997 Como Rodriguez D24/146
D379,515 S * 5/1997 Kuehn D24/146
D428,058 S * 7/2000 Wagner D19/65
D454,591 S * 3/2002 Vidmar D19/65
D464,171 S * 10/2002 Goodman D28/39
D466,937 S * 12/2002 Kochlefl D19/65
D490,896 S * 6/2004 Bogazzi D24/133
D495,053 S * 8/2004 Laun D24/146
D497,668 S * 10/2004 Bogazzi D24/133
D526,061 S * 8/2006 Nam D24/146
D535,872 S * 1/2007 Smith D8/389
D538,935 S * 3/2007 Eddy D24/133
D571,098 S * 6/2008 Jones D3/28
D581,534 S * 11/2008 Dong D24/133
D582,481 S * 12/2008 Vaughn D19/65
D598,549 S * 8/2009 Cantu D24/146
D603,502 S * 11/2009 Petersen D24/133
D606,298 S * 12/2009 Sullivan D3/28
D629,902 S * 12/2010 Palmer D24/146
D720,847 S * 1/2015 Mladenovic D24/112

(Continued)

Primary Examiner — Steven J Czyz
(74) *Attorney, Agent, or Firm* — Robert S. Alexander;
Ferrells, PLLC; Anna L. Kinney

(56) **References Cited**
U.S. PATENT DOCUMENTS

D47,452 S * 6/1915 Chacon et al. D28/39
D57,645 S * 4/1921 Hake et al. D28/39
2,266,432 A * 12/1941 Morin B29C 45/14426
264/161
2,318,804 A * 5/1943 Shannon A45D 8/06
132/280
2,443,540 A * 6/1948 Lewis et al. D04B 17/04
66/117
2,738,662 A * 3/1956 Carlson et al. D04B 3/00
66/118
3,678,945 A * 7/1972 Reynoir A45D 8/08
132/280
D242,690 S * 12/1976 Brown D8/356
D253,000 S * 9/1979 Hanson D21/323
D294,079 S * 2/1988 Shioya D3/28
D309,014 S * 7/1990 Akerfeldt D24/146
5,104,381 A * 4/1992 Gresl A61B 1/00135
604/158

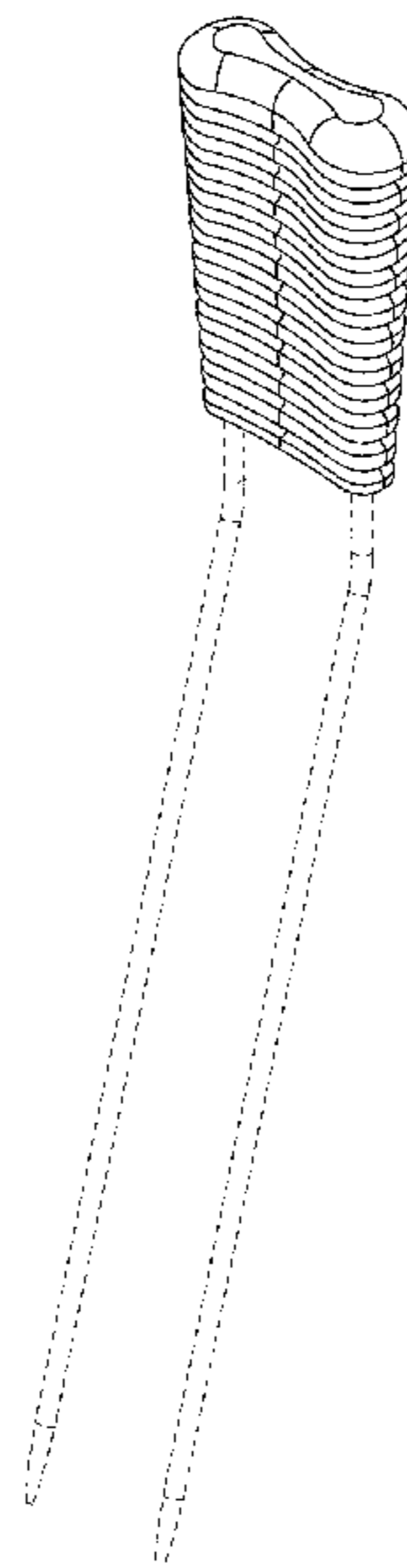
(57) **CLAIM**

The ornamental design of a handle for a dual prong pin, as shown and described.

DESCRIPTION

FIG. 1 is a left side view of a handle for a dual prong pin showing my new design;
FIG. 2 is a plan view thereof;
FIG. 3 is a front elevation view thereof; the rear elevation is substantially identical;
FIG. 4 is a right side view thereof; and,
FIG. 5 is a perspective view thereof.
The broken lines depict portions of the article that form no part of the claimed design.

1 Claim, 3 Drawing Sheets



(56)

References Cited

U.S. PATENT DOCUMENTS

D759,732 S * 6/2016 Crow D15/78
D798,504 S * 9/2017 Solis D28/39
D813,390 S * 3/2018 Austria D24/147
D822,373 S * 7/2018 Elalouf D3/28
D831,213 S * 10/2018 Kuun D24/147
D840,600 S * 2/2019 Nathaniel D28/37
D854,686 S * 7/2019 Gravett D24/147
D855,805 S * 8/2019 Chen D24/147
D860,633 S * 9/2019 Schaumann D3/28
D870,546 S * 12/2019 Almy D8/389
D875,934 S * 2/2020 Scimone D24/147
D879,293 S * 3/2020 Foroni D24/147
D882,172 S * 4/2020 Yin D28/39
D883,477 S * 5/2020 Tiedeken D24/127
2003/0225431 A1 * 12/2003 Yoo A61H 39/00
606/189
2006/0241670 A1 * 10/2006 Zhu A61H 39/08
606/189

* cited by examiner

FIG. 1

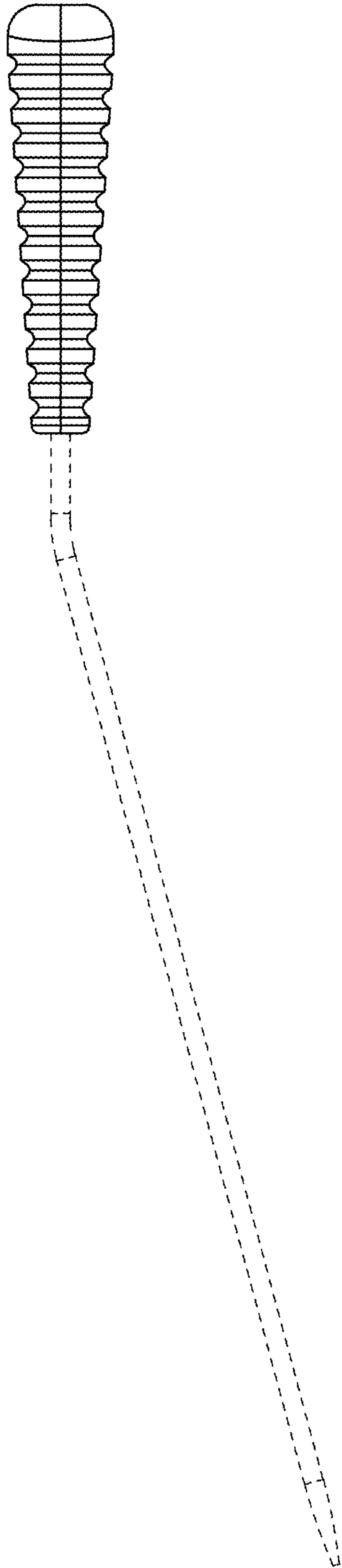


FIG. 2

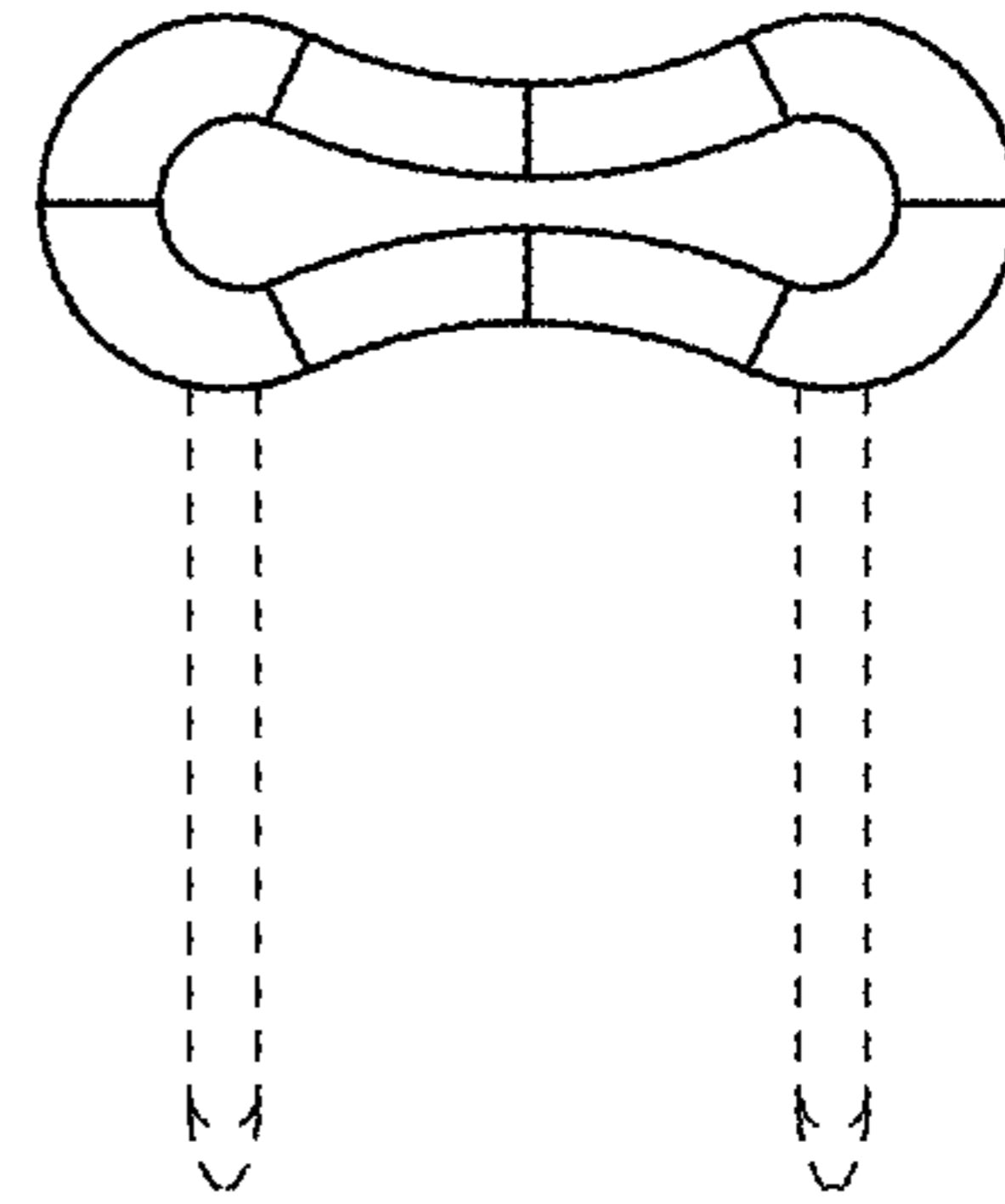


FIG. 3




FIG. 4

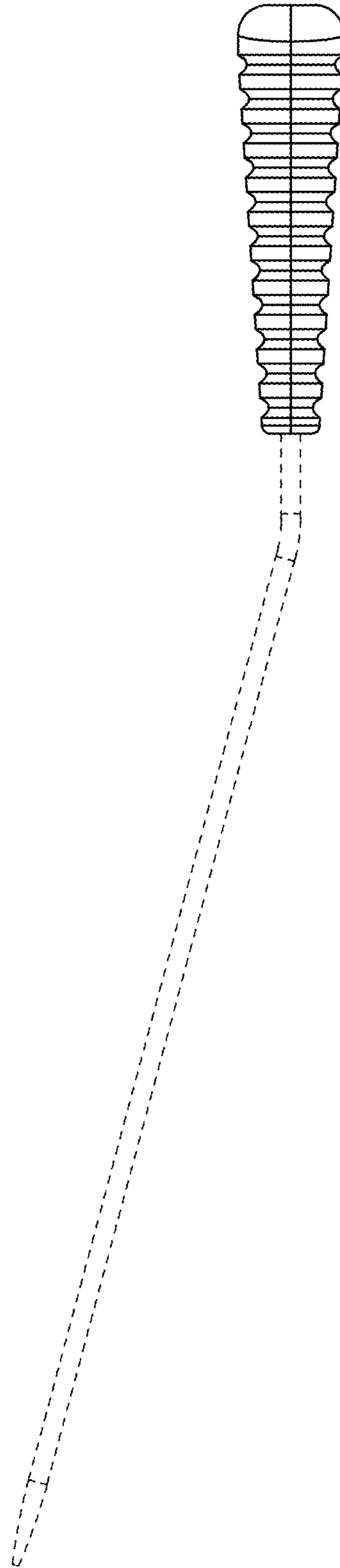


FIG. 5

