

US00D909721S

(12) **United States Design Patent** (10) **Patent No.:** **US D909,721 S**
Toelle (45) **Date of Patent:** **** Feb. 9, 2021**

(54) **SHOE**
(71) Applicant: **NIKE, Inc.**, Beaverton, OR (US)
(72) Inventor: **Haley L. Toelle**, Portland, OR (US)
(73) Assignee: **NIKE, Inc.**, Beaverton, OR (US)
(**) Term: **15 Years**
(21) Appl. No.: **29/732,478**
(22) Filed: **Apr. 24, 2020**
(51) **LOC (13) Cl.** **02-04**
(52) **U.S. Cl.**
USPC **D2/947**
(58) **Field of Classification Search**
USPC D2/902, 906, 908, 916, 918, 925,
D2/946-962, 977; 36/3 B, 22 R, 24.5,
36/25 R, 28, 32 R, 34 R, 59 C, 67 A, 103
CPC A43B 13/00; A43B 13/02; A43B 13/023;
A43B 13/026; A43B 13/04; A43B 13/08;
A43B 13/10; A43B 13/12; A43B 13/14;
A43B 13/141; A43B 13/143; A43B
13/16; A43B 13/18; A43B 13/181; A43B
13/187; A43B 13/189; A43B 13/20; A43B
13/22; A43B 13/223; A43B 13/24; A43B
13/28; A43B 13/30; A43B 13/32; A43B
13/34; A43B 13/36
See application file for complete search history.

(56) **References Cited**
U.S. PATENT DOCUMENTS
D255,617 S 7/1980 Dassler
D268,543 S * 4/1983 Bretschneider D2/953
D321,974 S * 12/1991 Hatfield D2/960
D331,144 S 11/1992 Foster
D338,326 S * 8/1993 Dolinsky D2/947
D385,103 S 10/1997 Teague
D405,943 S * 2/1999 Merceron D2/957
D408,617 S * 4/1999 Balbinot D2/904

D421,830 S * 3/2000 Rohrbach D2/947
D572,455 S 7/2008 Lubrano
D644,824 S 9/2011 Leleu
D662,696 S 7/2012 Baker
D683,130 S * 5/2013 Rushbrook D2/972
D712,645 S * 9/2014 Bove D2/960
D757,419 S * 5/2016 Spring D2/977
D767,861 S * 10/2016 Wattimena D2/947
D768,968 S * 10/2016 Howe D2/947
D783,959 S 4/2017 Chang
D789,051 S * 6/2017 Kuerbis D2/947
D790,173 S * 6/2017 Raasch A43B 13/186
D2/947
D792,067 S 7/2017 Raysse
(Continued)

OTHER PUBLICATIONS

Nike Footwear Catalog, 1996 Late Spring Footwear, p. 112, published Mar. 1996, NIKE, Inc., USA.
(Continued)

Primary Examiner — T Chase Nelson
(74) *Attorney, Agent, or Firm* — Banner & Witcoff, Ltd.

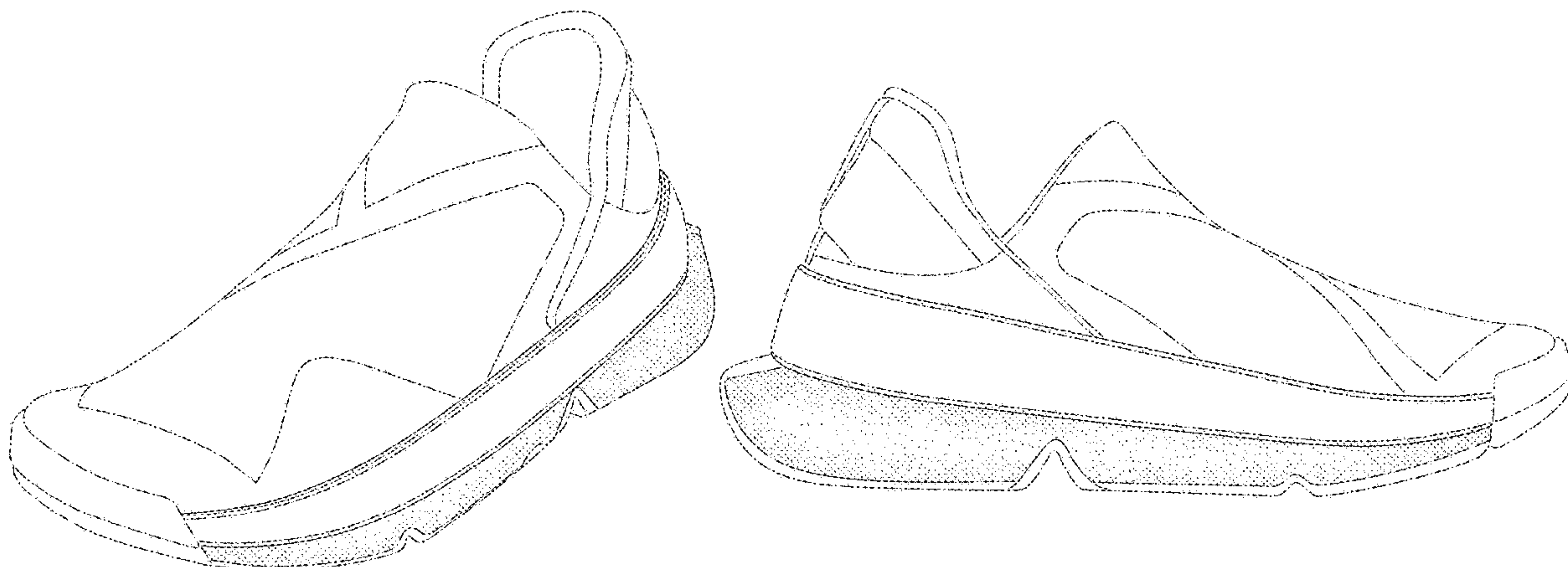
(57) **CLAIM**

The ornamental design for a shoe, as shown and described.

DESCRIPTION

FIG. 1 is a front perspective view of a shoe showing my new design;
FIG. 2 is a side view thereof;
FIG. 3 is a rear perspective view thereof;
FIG. 4 is an opposite side rear perspective view thereof;
FIG. 5 is an opposite side view thereof; and,
FIG. 6 is an opposite side front perspective view thereof.
The broken lines immediately adjacent to the shaded area define the bounds of the claimed design and form no part thereof. The broken lines depicting the remainder of the shoe form no part of the claimed design.

1 Claim, 6 Drawing Sheets



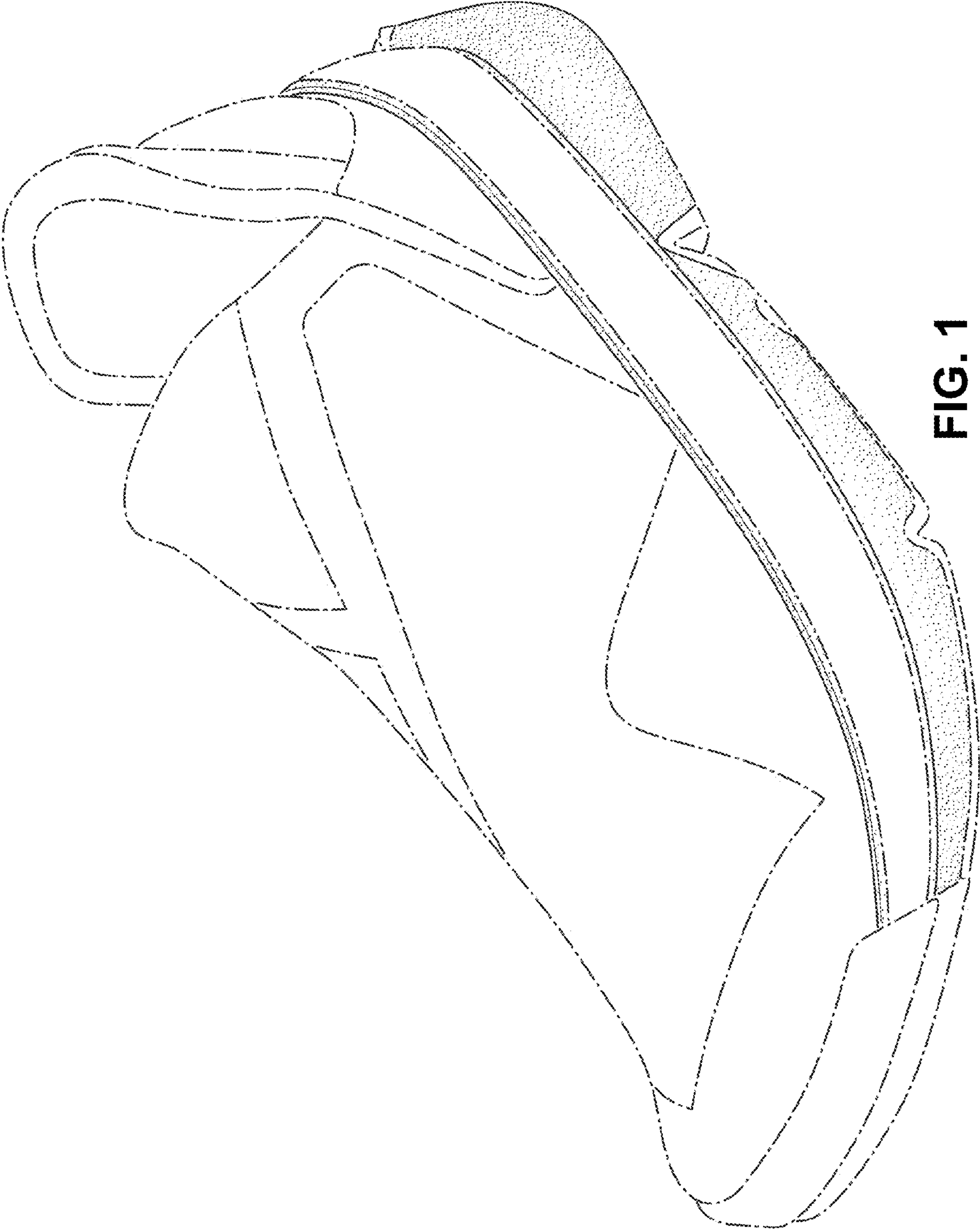


FIG. 1

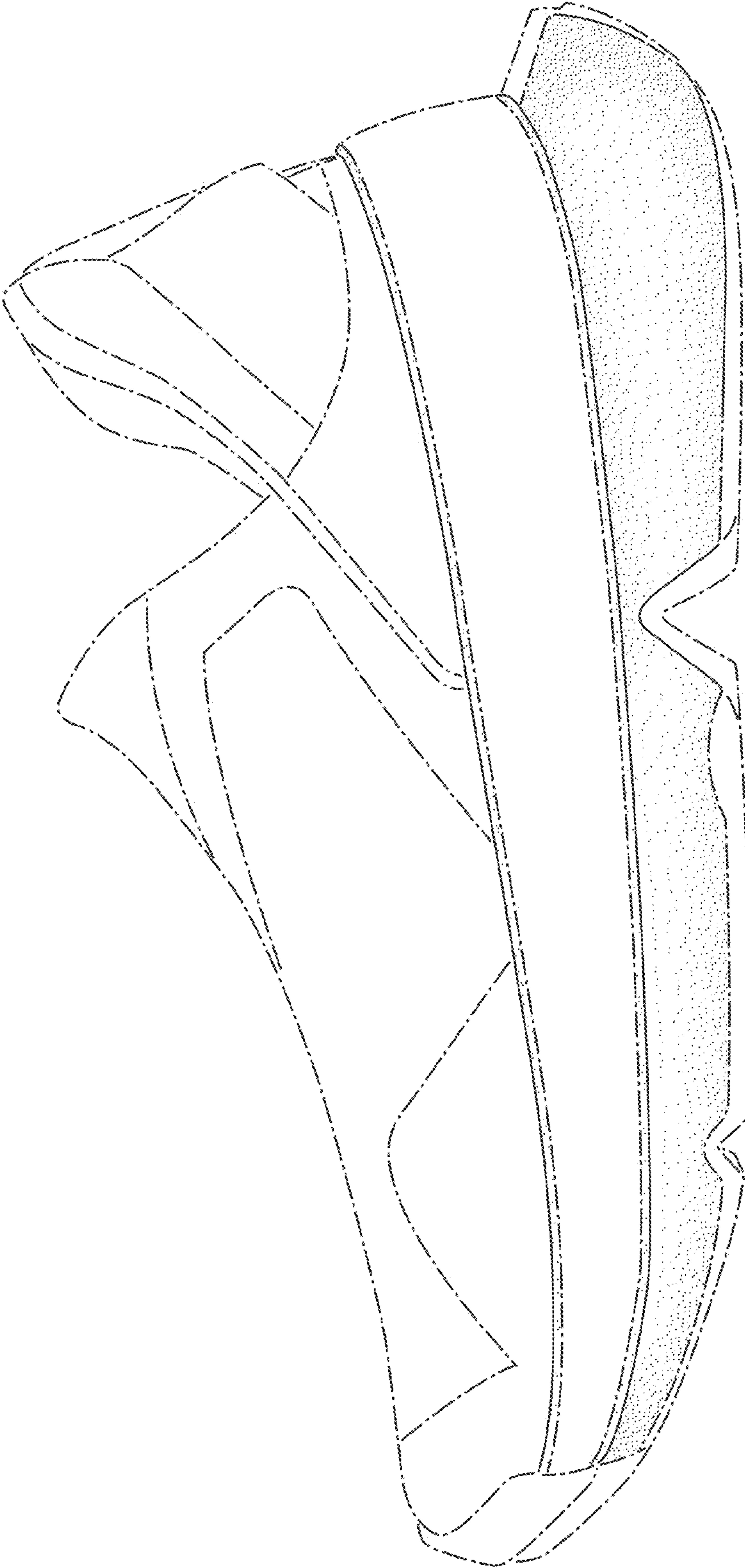


FIG. 2

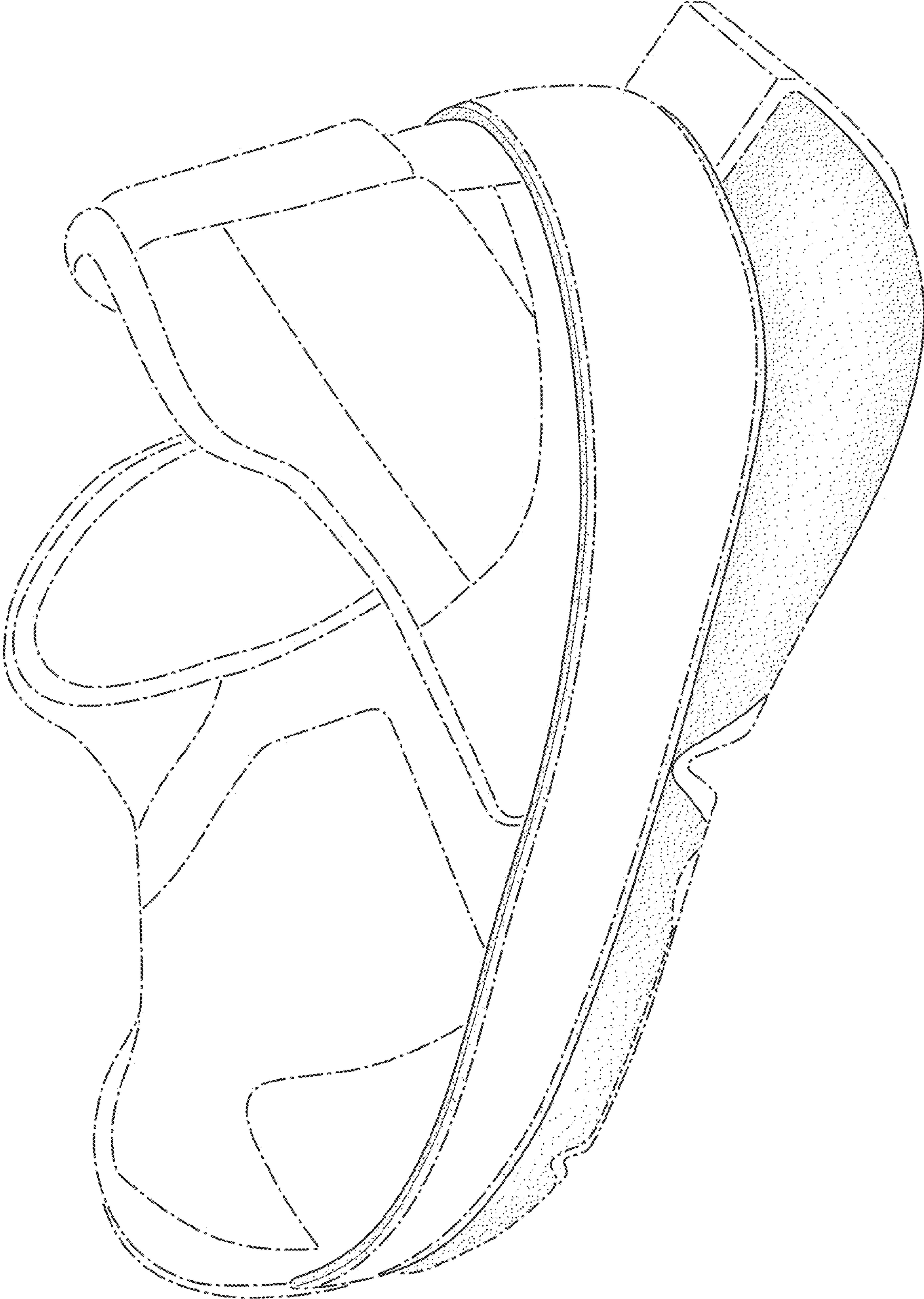


FIG. 3

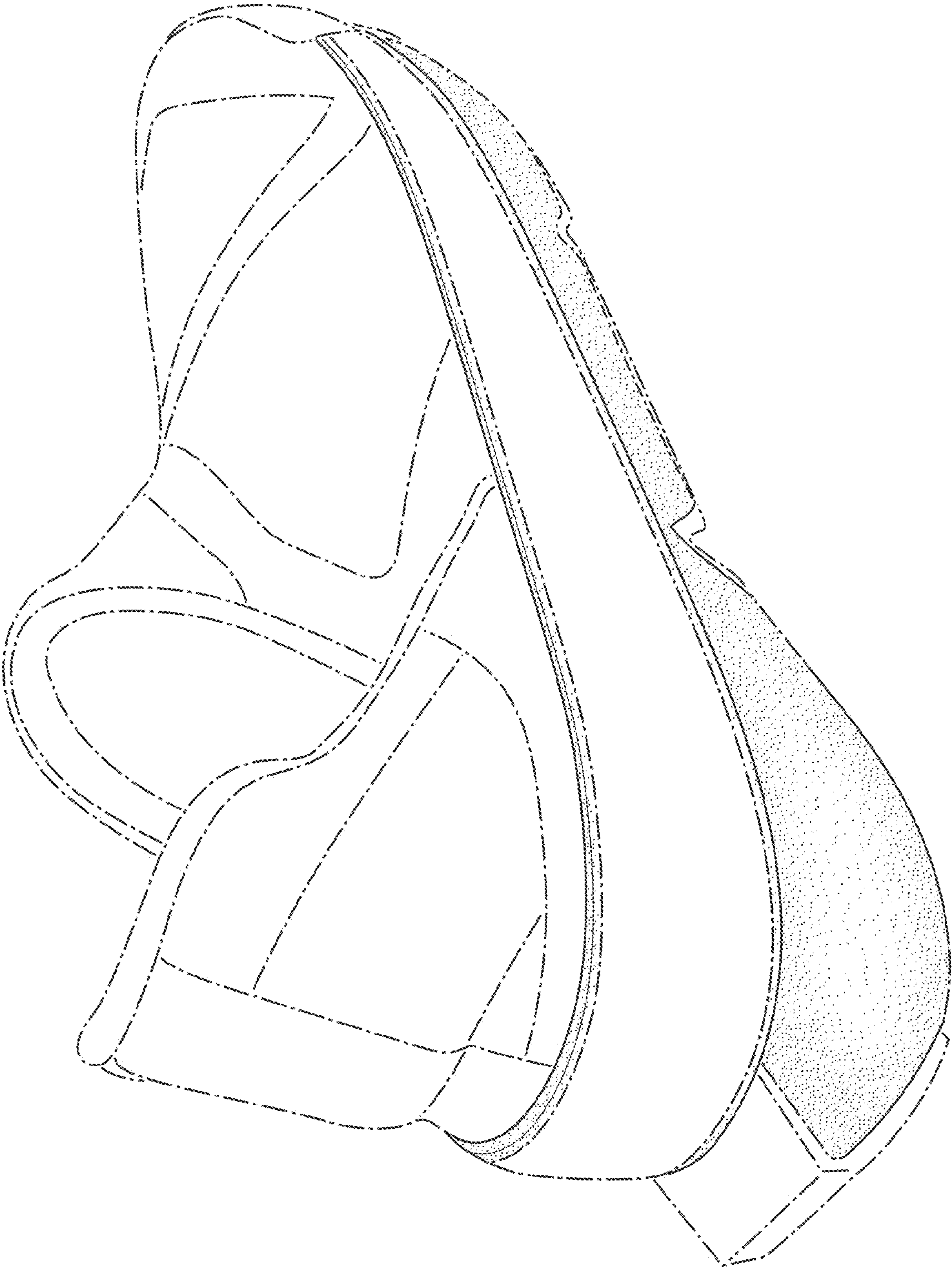


FIG. 4

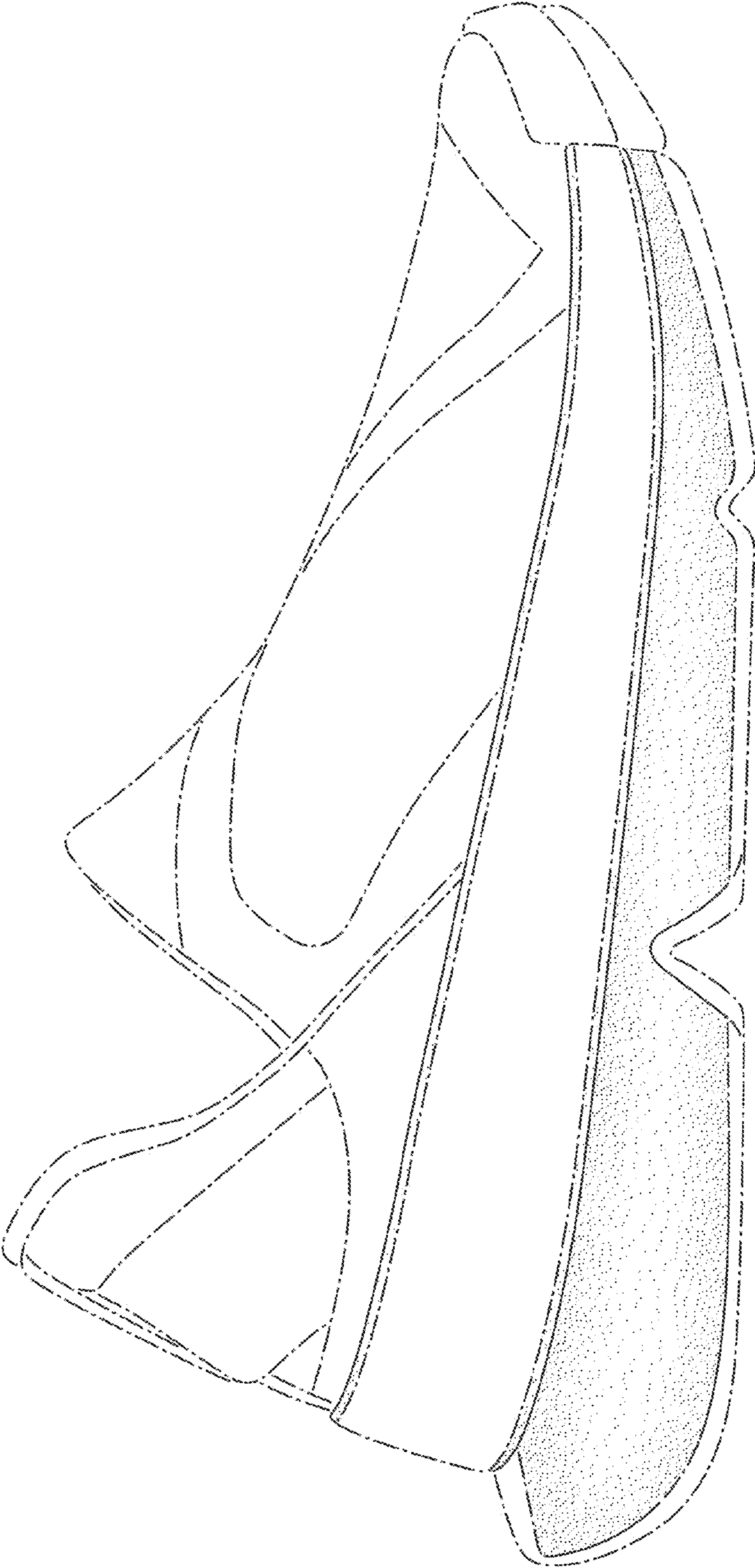


FIG. 5

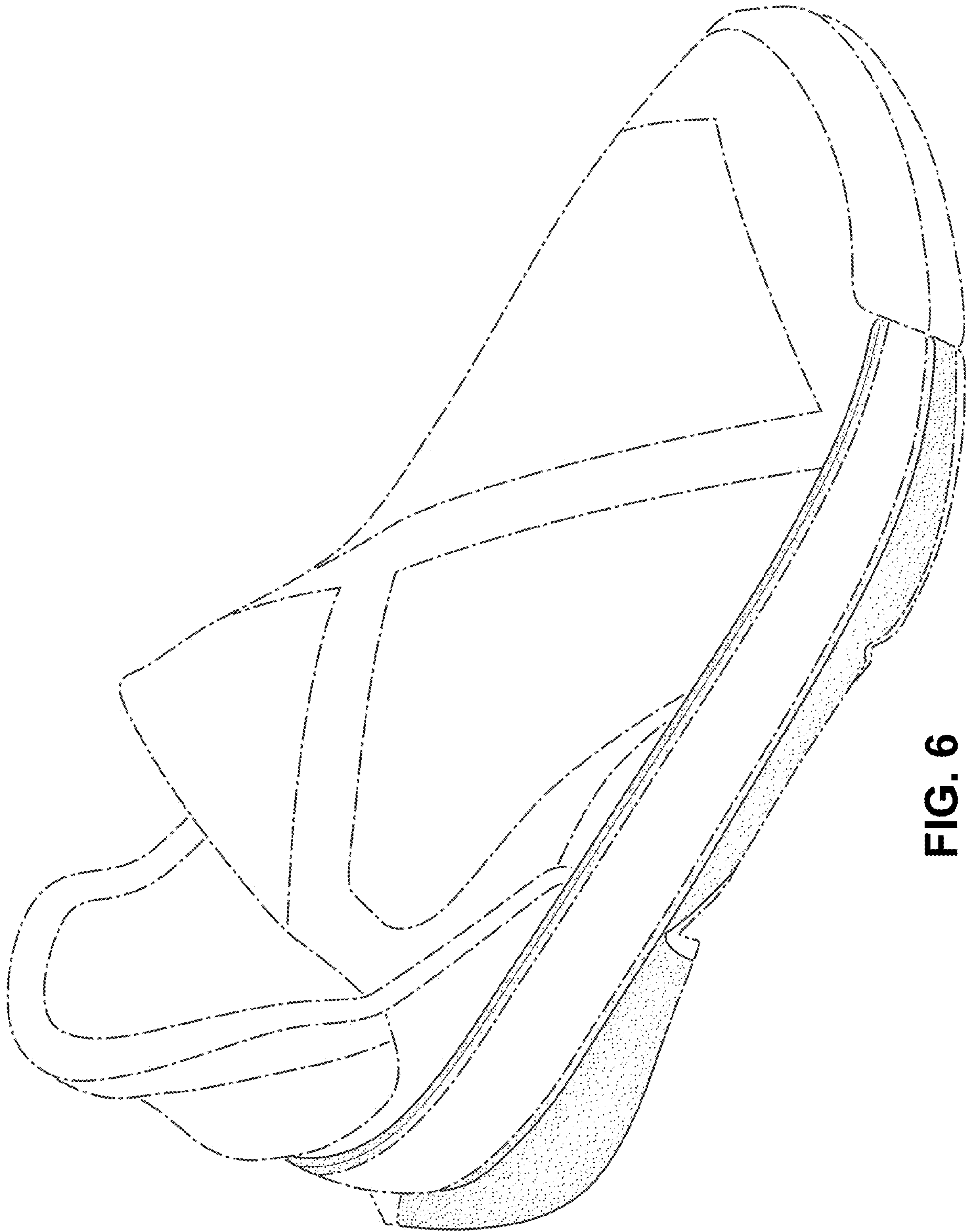


FIG. 6