



US00D909682S

(12) **United States Design Patent**  
**Wu**

(10) **Patent No.:** **US D909,682 S**

(45) **Date of Patent:** **\*\* Feb. 2, 2021**

(54) **NAIL LAMP**

(71) Applicant: **Shenzhen Fangchang Smart Electronics Co., Ltd, Shenzhen (CN)**

(72) Inventor: **Riyuan Wu, Shenzhen (CN)**

(\*\*) Term: **15 Years**

(21) Appl. No.: **29/737,993**

(22) Filed: **Jun. 13, 2020**

(51) **LOC (13) Cl.** ..... **28-03**

(52) **U.S. Cl.**  
USPC ..... **D28/58**

(58) **Field of Classification Search**  
USPC ..... D28/54.1, 58  
CPC .. A45D 2200/205; A45D 29/18; A45D 29/22;  
A45D 29/00

See application file for complete search history.

(56) **References Cited**

**U.S. PATENT DOCUMENTS**

|                |         |             |       |            |
|----------------|---------|-------------|-------|------------|
| D381,464 S *   | 7/1997  | Schaeffer   | ..... | D28/54.1   |
| D431,354 S *   | 10/2000 | Smith       | ..... | D28/56     |
| 6,518,583 B1 * | 2/2003  | Hennig      | ..... | A45D 29/00 |
|                |         |             |       | 250/504 R  |
| D715,494 S *   | 10/2014 | Kim         | ..... | D28/58     |
| D751,761 S *   | 3/2016  | Jih         | ..... | D28/58     |
| D762,008 S *   | 7/2016  | Pristatskiy | ..... | D28/54.1   |
| D805,692 S *   | 12/2017 | Cheng       | ..... | D28/58     |

|              |        |           |       |        |
|--------------|--------|-----------|-------|--------|
| D811,010 S * | 2/2018 | Tan       | ..... | D28/58 |
| D838,042 S * | 1/2019 | Ouyang    | ..... | D28/58 |
| D838,043 S * | 1/2019 | Ouyang    | ..... | D28/58 |
| D842,546 S   | 3/2019 | Ouyang    |       |        |
| D858,883 S   | 9/2019 | Wu et al. |       |        |
| D858,884 S * | 9/2019 | Wu        | ..... | D28/58 |
| D858,885 S   | 9/2019 | Wu et al. |       |        |
| D872,369 S * | 1/2020 | Le        | ..... | D28/58 |
| D880,068 S * | 3/2020 | Wu        | ..... | D28/58 |

\* cited by examiner

*Primary Examiner* — Jennifer Rivard

(74) *Attorney, Agent, or Firm* — W&K IP

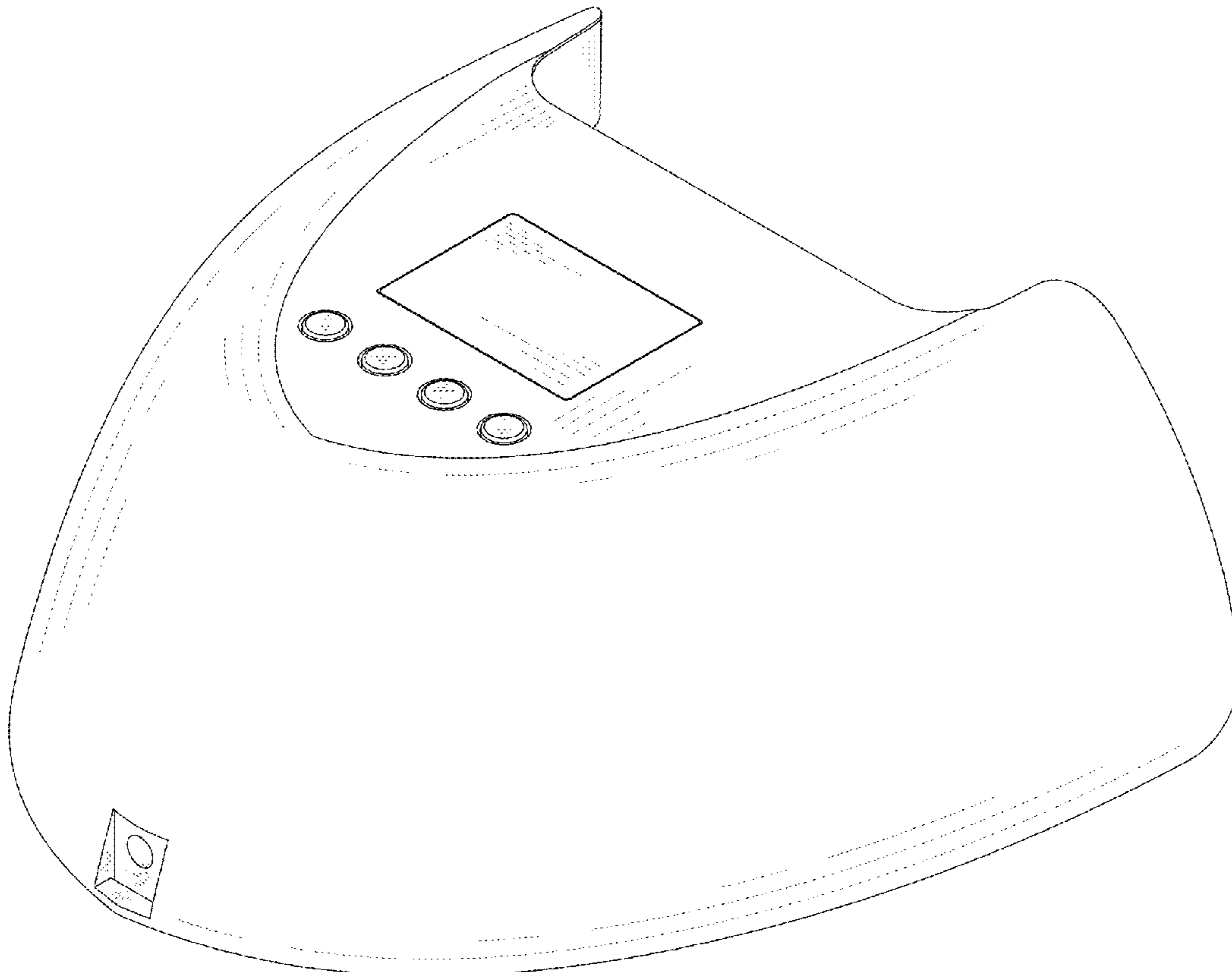
(57) **CLAIM**

The ornamental design for a nail lamp, as shown and described.

**DESCRIPTION**

FIG. 1 is a perspective view of a nail lamp showing my new design;  
 FIG. 2 is second perspective view thereof;  
 FIG. 3 is a front view thereof;  
 FIG. 4 is a rear view thereof;  
 FIG. 5 is a left side view thereof;  
 FIG. 6 is a right side view thereof;  
 FIG. 7 is a top plan view thereof; and,  
 FIG. 8 is a bottom plan view thereof.

**1 Claim, 8 Drawing Sheets**



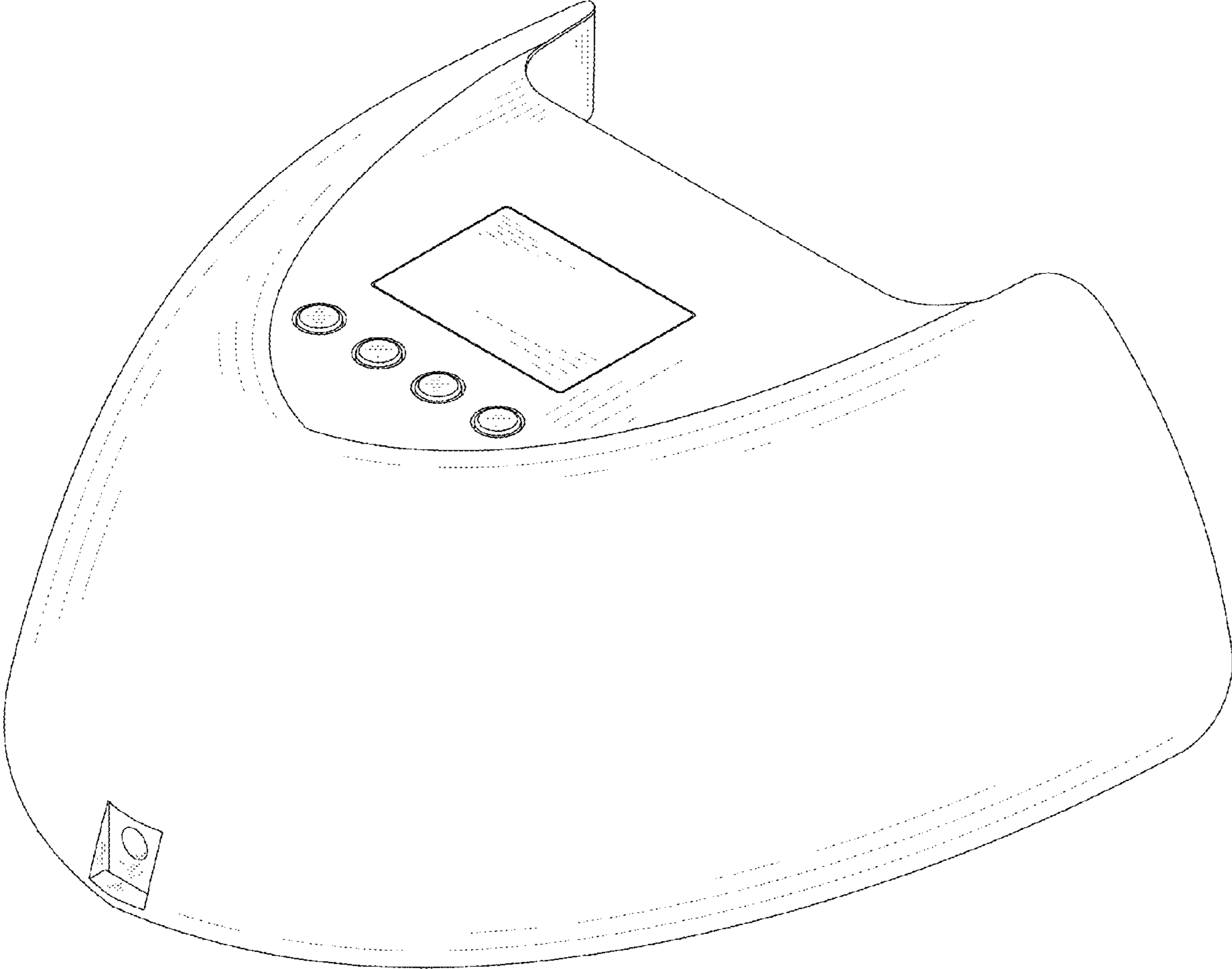


FIG.1

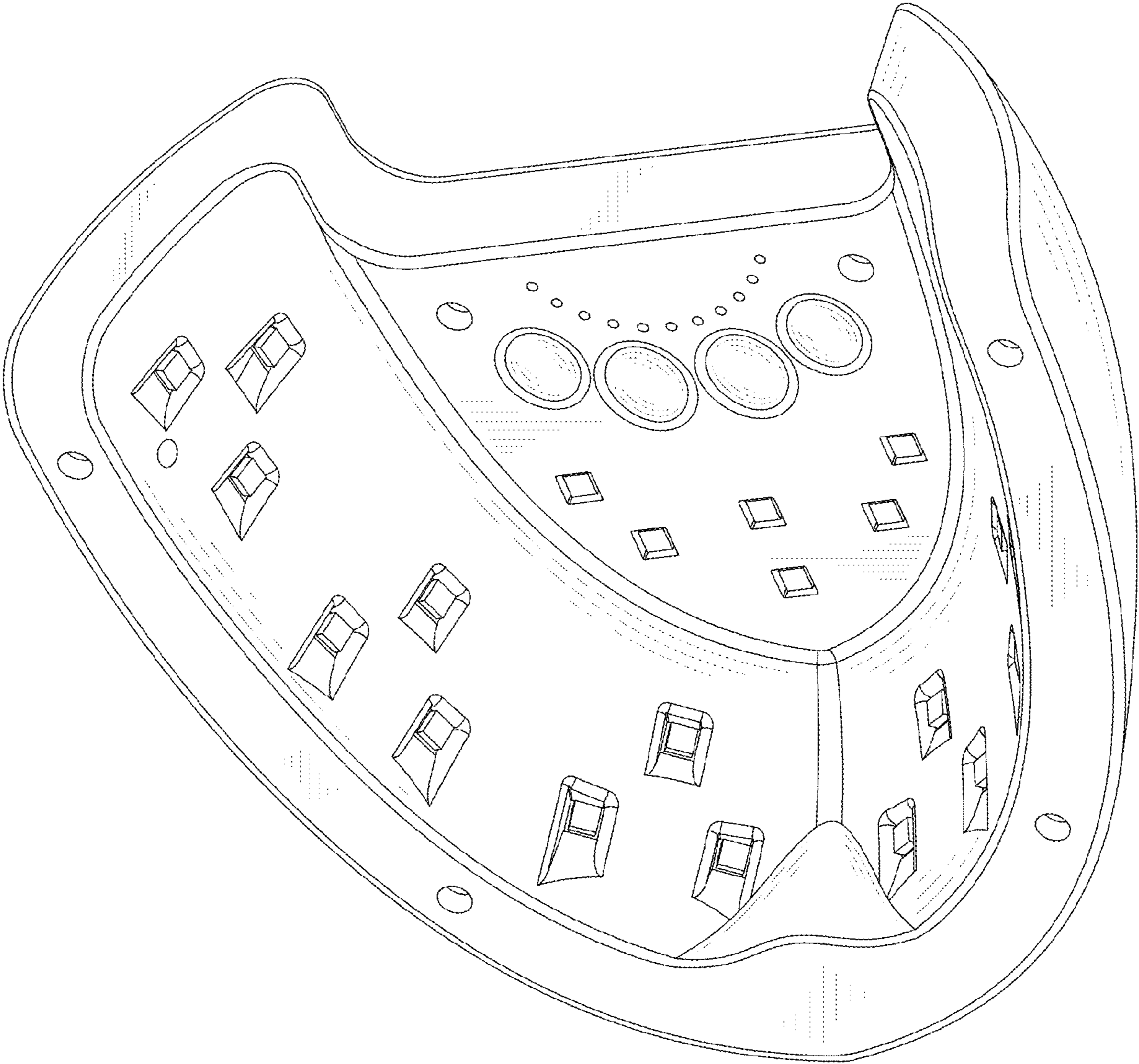


FIG.2

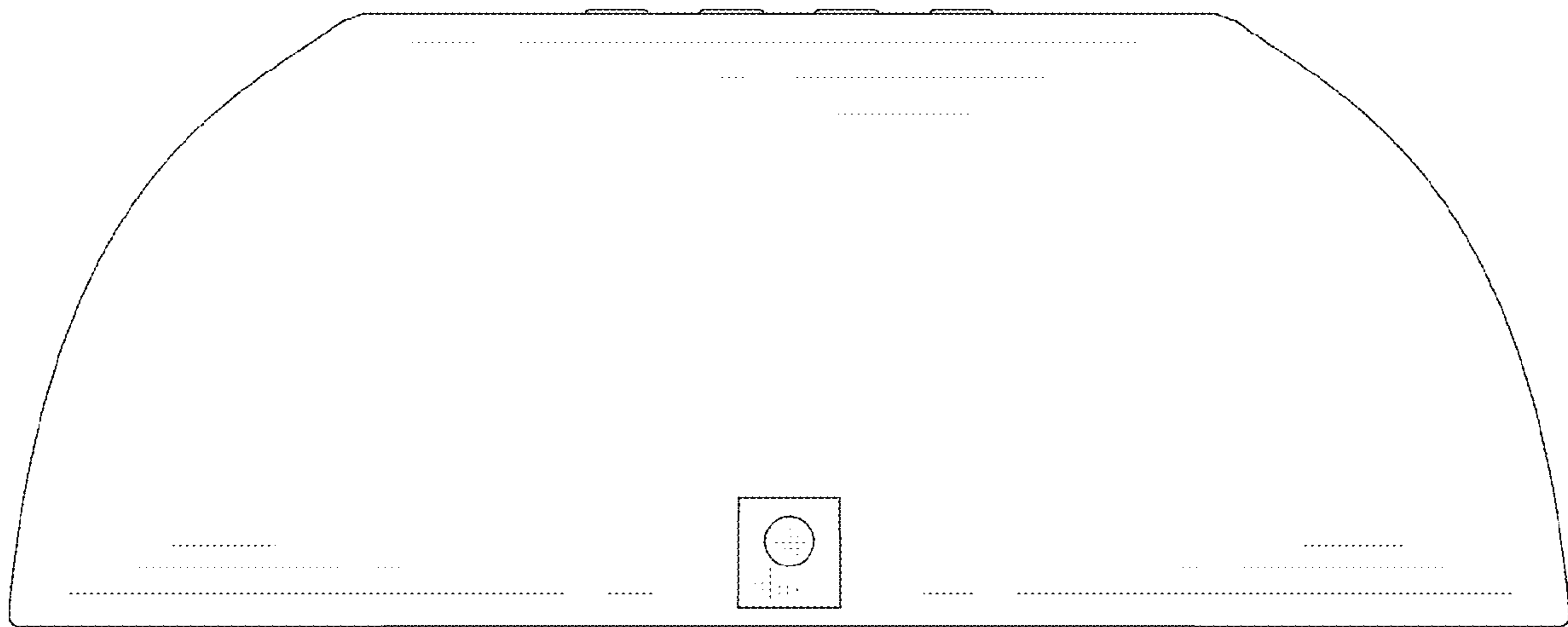


FIG.3

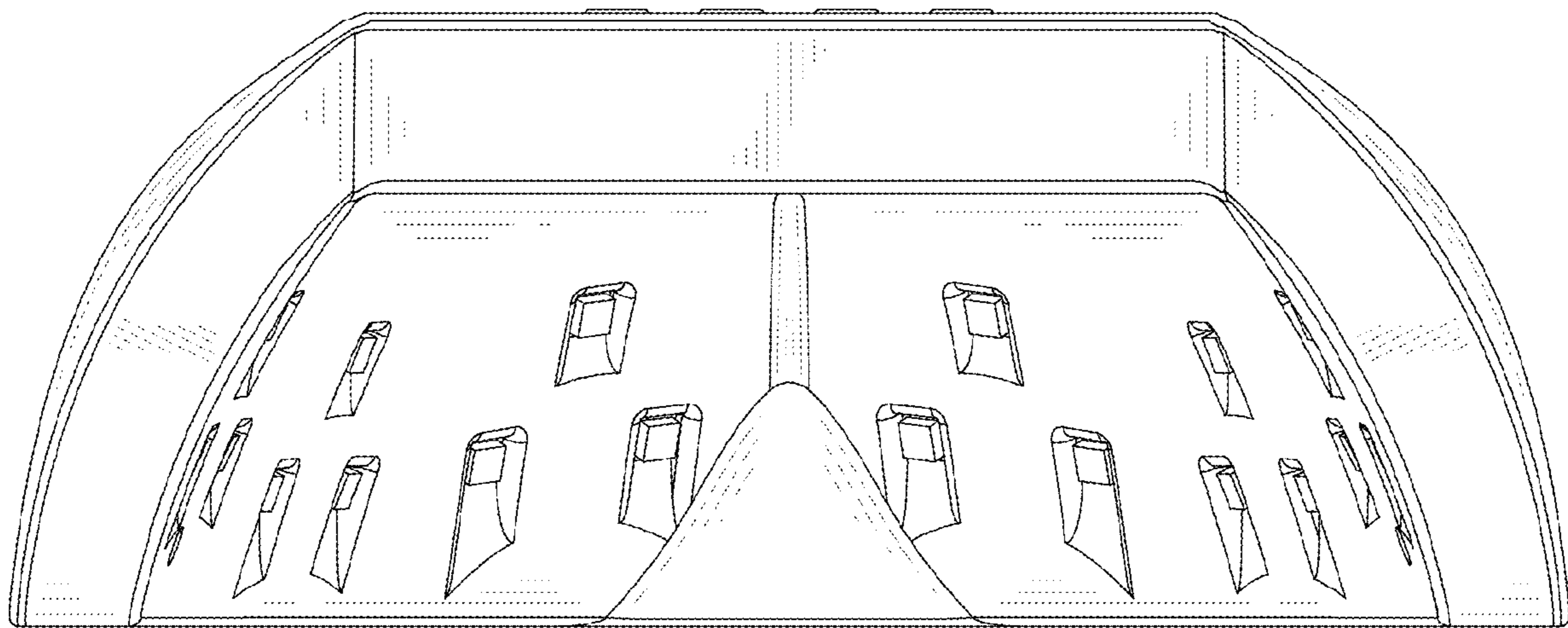


FIG.4




FIG. 5




FIG.6

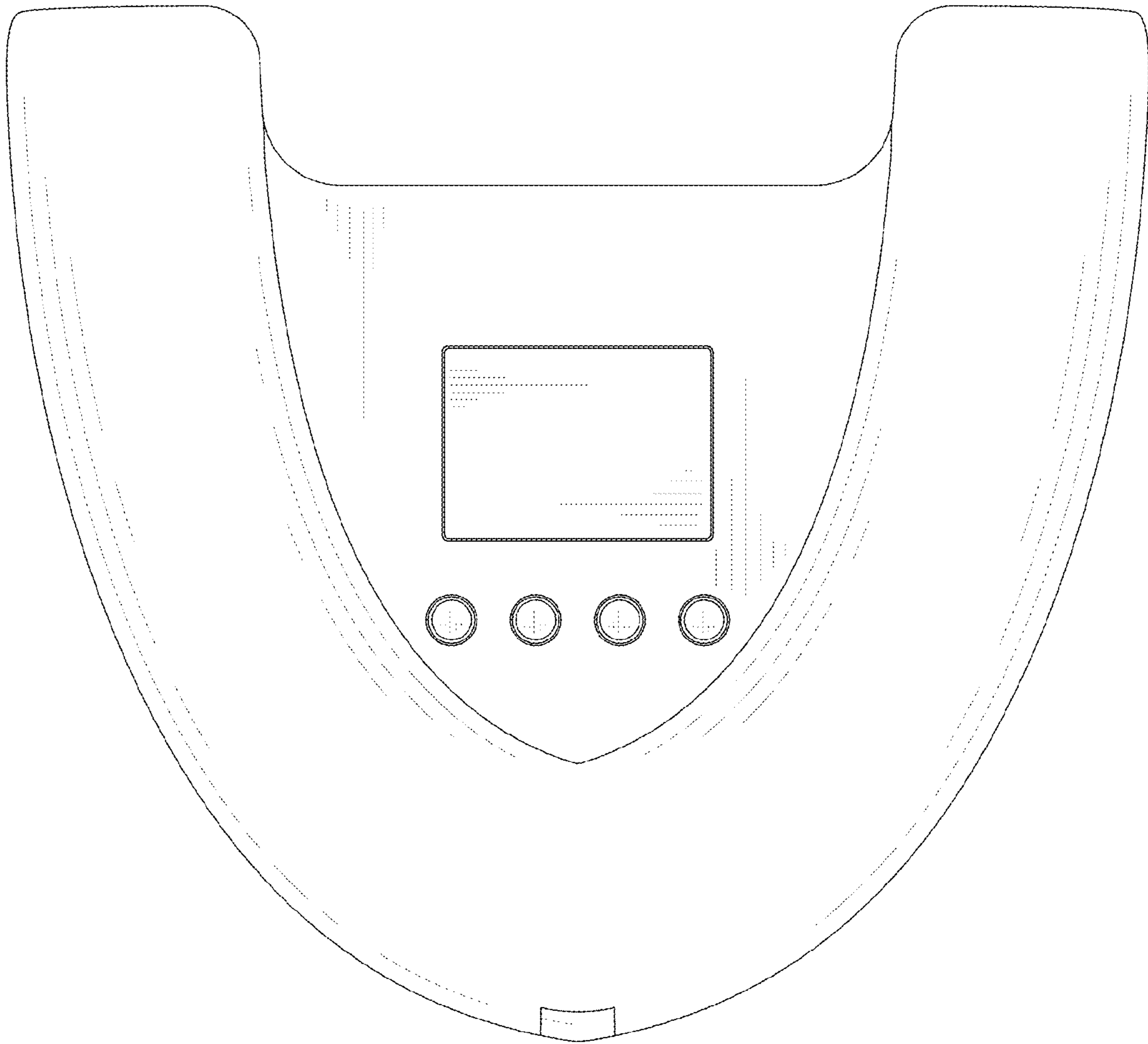


FIG. 7



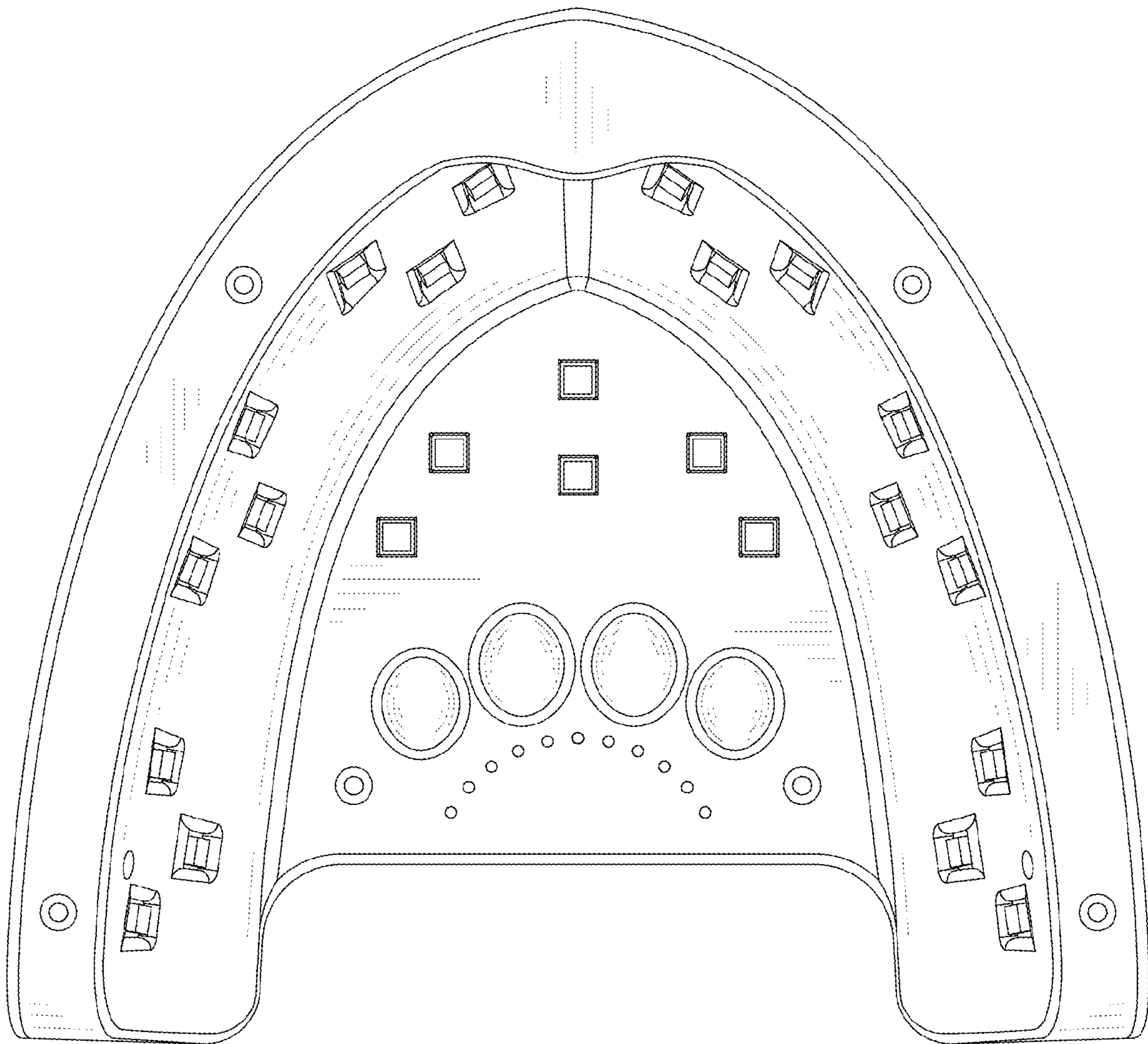


FIG.8